

View Custom ▾



UTSW Engagement Pulse:
June 2021 UTSW Engagement Pulse
[57 / 57 Questions](#)

FILTER BY

Department Level 5: Ctr-Adv Imaging Research,
Ctr-Alzheimers&Neurodeg Dis.,
Ctr-Charles and Jane Pak, Ctr-ChildrensResearchInst,
Ctr-Genetics of Host Defense,
Ctr-Green Systems Biology,
Ctr-Hamon Therapeutic Onc, Ctr-Human Nutrition, ×
Ctr-McDermott HumanGrowth,
Ctr-Simmons Compr. Cancer,
Ctr-Clinical Informatic Center,
Green Ctr for Reprod Bio Scncs,
ODonnell Brain Institute

190 / 573 respondents

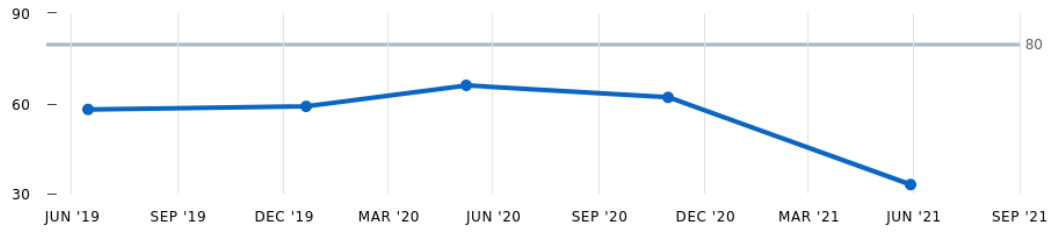
Jun Response Rate

33%

Benchmark vs Nov
80% ▼29%



























Response Rate Historical Trend

190 (33%) Responded in Jun



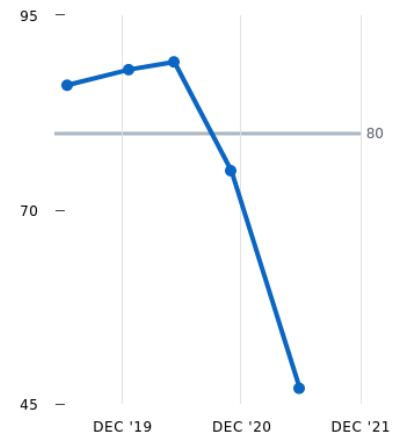
Department Level 5

Sort By: Highest Response Rate ▾

		ODonnell Brain Institute: 47%	▼ 28% pts on Jun 28
		Ctr-Simmons Compr. Cancer: 42%	▼ 35% pts on Jun 28
		Ctr-Charles and Jane Pak: 41%	▼ 11% pts on Jun 28
		Ctr-Hamon Therapeutic Onc: 39%	▼ 36% pts on Jun 28
		All: 33%	▼ 29% pts on Jun 28
		Ctr-Alzheimers&Neurodeg Dis.: 24%	▼ 17% pts on Jun 28
		Ctr-Genetics of Host Defense: 22%	▼ 33% pts on Jun 28
		Green Ctr for Reprod Bio Scncs: 22%	▼ 43% pts on Jun 28
		Ctr-Human Nutrition: 20%	▼ 5% pts on Jun 28
		Ctr-Adv Imaging Research: 14%	▼ 47% pts on Jun 28
		Ctr-McDermott HumanGrowth: 13%	▼ 23% pts on Jun 28
		Ctr-ChildrensResearchInst: 12%	▼ 13% pts on Jun 28
		Ctr-Clinical Informatic Center:Insufficient data	Jun 28
		Ctr-Green Systems Biology:Suppressed Data	Jun 28

ODonnell Brain Institute: 47

21 (47%) Responded in Jun



[View Report](#)