

View Custom ▾



UTSW Engagement Pulse:  
June 2021 UTSW Engagement Pulse  
[57 / 57 Questions](#)

FILTER BY

Department Level 5: Biochemistry, Biophysics,  
Cell Biology, Immunology, Microbiology,  
 Molecular Biology, Molecular Genetics, Neuroscience,   
Pharmacology, Physiology,  
Population and Data Sciences

146 / 526 respondents

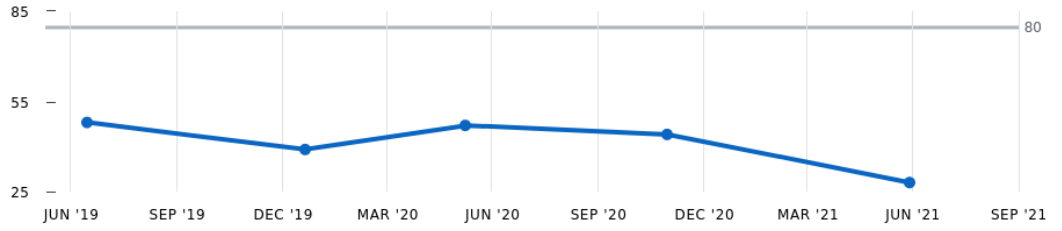
Jun Response Rate

28%

Benchmark vs Nov  
80% ▼16%

























### Response Rate Historical Trend

146 (28%) Responded in Jun



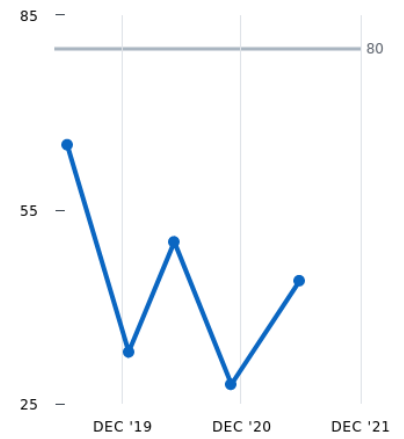
## Department Level 5

Sort By: Highest Response Rate ▾

		Physiology: 44%	▲ 16% pts on Jun 28
		Population and Data Sciences: 43%	▼ 33% pts on Jun 28
		Immunology: 29%	▼ 25% pts on Jun 28
		All: 28%	▼ 16% pts on Jun 28
		Microbiology: 27%	▼ 23% pts on Jun 28
		Biophysics: 26%	▼ 11% pts on Jun 28
		Molecular Genetics: 25%	▼ 10% pts on Jun 28
		Biochemistry: 24%	▼ 10% pts on Jun 28
		Pharmacology: 24%	▼ 10% pts on Jun 28
		Cell Biology: 23%	▼ 23% pts on Jun 28
		Molecular Biology: 20%	▼ 21% pts on Jun 28
		Neuroscience: 18%	▼ 16% pts on Jun 28

### Physiology: 44

16 (44%) Responded in Jun



[View Report](#)