

# Pathways

THE POWER OF PHILANTHROPY

UT Southwestern  
Medical Center

Summer 2022



Historic gift creates unprecedented opportunities  
for UT Southwestern's newest school



**CAMPUS PATHS**

Walking paths and a pedestrian bridge crisscross UT Southwestern's North Campus with views of the Seay Biomedical Building.



8

### Texans Helping Texans

H-E-B strengthens UT Southwestern's impact in Dallas-Fort Worth.

By Sharon Reynolds



28

### First Born

Rutledge Cancer Foundation supports Fertility Preservation Program milestone.

By Sharon Reynolds



30

### Impact of the Greatest Generation

Gifts from Edward and Patricia Blythe put trust in future students.

By Andrew Marton

12

### A Visionary Gift

Grateful patient's family gives to the doctors who saved their loved one's sight.

14


### Hope Wins

Gift in memory of aspiring ballerina, Bette Rathjen, promotes mental health awareness in at-risk youth.



18

Joel B. Steinberg, M.D.



"It was such a touching honor, especially because my brother gave it."

### Brotherly Love

Sibling generosity continues to support pediatric excellence at UT Southwestern.

20

### The Beat Goes On

Celebrating its ruby anniversary, The Sweet-heart Ball builds on its decadeslong support of cardiology research.

22

### Game Changer

New Peter O'Donnell Jr. School of Public Health will optimize health so communities can flourish.

#### DEPARTMENTS

5

### Around Campus

7

### Leadership Q&A

32

### Donor Pulse

# Pathways

VOL. 1, ISSUE 4, SUMMER 2022

#### PRESIDENT

Daniel K. Podolsky, M.D.

#### EXECUTIVE VICE PRESIDENT FOR INSTITUTIONAL ADVANCEMENT

Marc A. Nivet, Ed.D., M.B.A.

#### VICE PRESIDENT FOR DEVELOPMENT AND ALUMNI RELATIONS

Amanda Billings

#### ASSISTANT VICE PRESIDENT FOR STRATEGIC COMMUNICATIONS AND OUTREACH

Diane McGhee

#### SENIOR DIRECTOR OF CONSTITUENT AND EXTERNAL RELATIONS

Ashley Gentry

#### EDITORS

Robert D. Waller  
Debbie Bolles

#### WRITERS

Andrew Marton  
Sharon Reynolds

#### PHOTOGRAPHERS

Brian Coats  
David Gresham  
Mei-Chun Jau  
Glenn Katz  
Juan Pulido  
Carlos Steel

#### DESIGNER

Jay Caldwell

#### COPY EDITOR

Denita Nash

## UT Southwestern Medical Center

Celebrating the power of philanthropy, *Pathways* is a quarterly publication of UT Southwestern's Office of Development and Alumni Relations. Stories are not intended to provide personal medical advice or substitute for consultation with a professional health care provider.

UT Southwestern is an Affirmative Action/Equal Opportunity Employer. Women, minorities, veterans, and individuals with disabilities are encouraged to apply.

## Transformational Generosity

Every day across UT Southwestern's campus and clinics, we see the difference philanthropy makes in the lives of students, faculty, and patients. Through the sustaining support of donors like you, generosity empowers this institution to pursue life-changing work.

Earlier this year, we celebrated a historic gift that underscored this potential. Recognizing the importance of a new School of Public Health at UT Southwestern to serve generations of North Texans, the O'Donnell Foundation donated \$100 million to endow and support its foundational growth. The gift was the largest gift to a school of public health at a public university. Its impact will be transformational, accelerating the school's trajectory and creating opportunities for students and faculty. To recognize the gift's significance and the Foundation's namesake, the school has been named the Peter O'Donnell Jr. School of Public Health.

Amplifying this extraordinary act of generosity, Dallas philanthropist Lyda Hill and acclaimed epidemiologist Richard E. Hoffman, M.D., M.P.H., stepped forward to establish a deanship and the school's first scholarship endowment, respectively. These gifts provide strategic support as we pursue a national search for a visionary leader and prepare to welcome the first class of graduate students in 2023.

This past spring also marked the 40th anniversary of The Sweet-heart Ball, an evening dedicated to raising funds for heart disease research at UT Southwestern. Since 1982, the event's philanthropic impact on Texas' top-ranked cardiology program has exceeded \$39 million, a testament to the dedicated community of women who host the event year after year.

We also pause to remember the remarkable legacy of W.A. "Tex" Moncrief Jr., who died late last year. A legendary oilman who recognized UT Southwestern's capacity to expand access to health care across this region, Mr. Moncrief was a driving force behind the creation of the Moncrief Cancer Institute and the UT Southwestern Monty and Tex Moncrief Medical Center at Fort Worth. We are grateful for his generous spirit that challenged us to look beyond our campus for ways to serve the needs of Tarrant County.

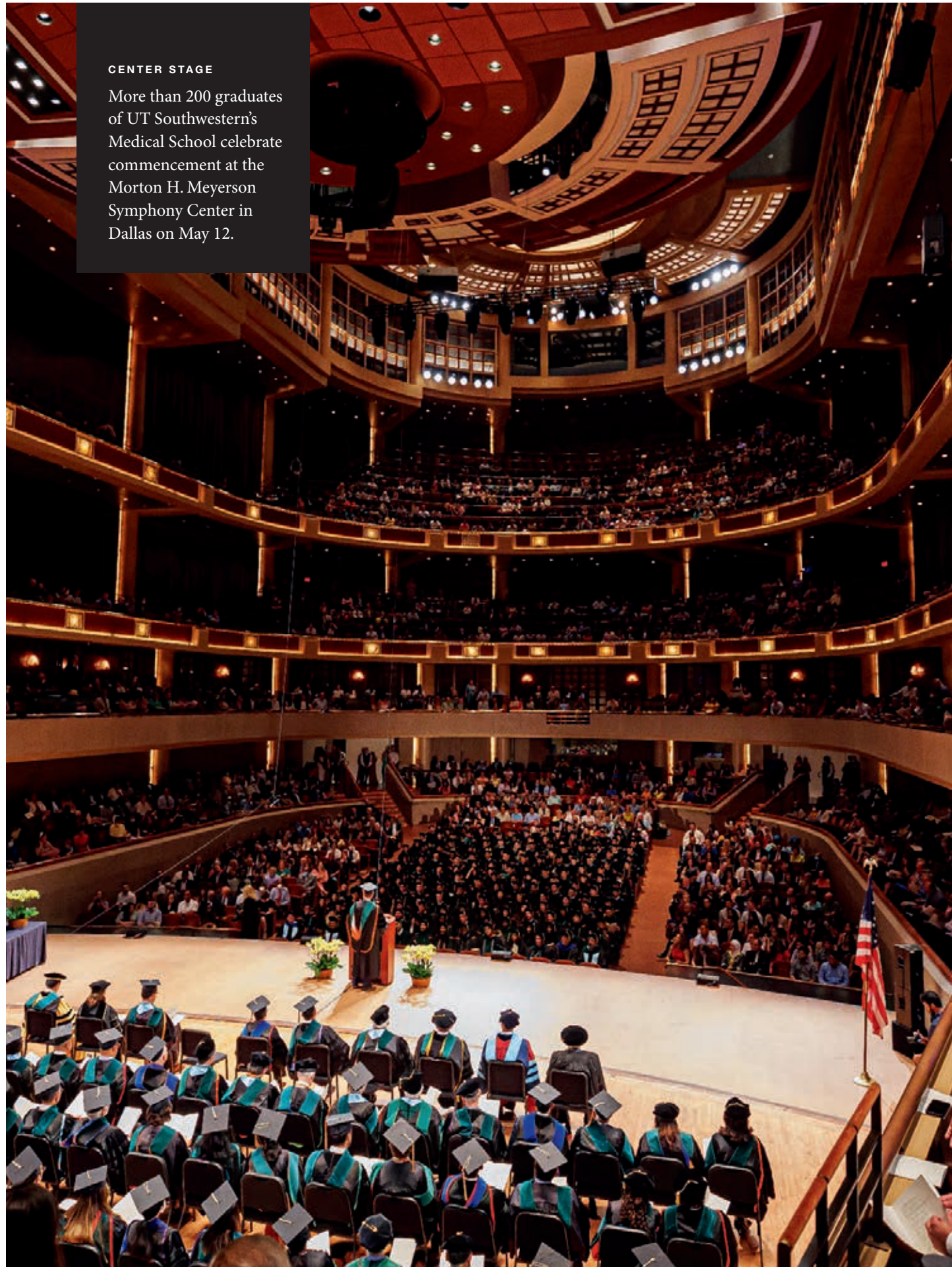
Together, these acts of generosity enable us to reach higher in pursuit of extraordinary education, innovative research, and exemplary patient care. I hope that as you read these stories and others, you will appreciate how philanthropy advances this institution and the abiding gratitude we hold for the community partners who enable UT Southwestern's success.



Marc A. Nivet, Ed.D., M.B.A.

Executive Vice President for Institutional Advancement UT Southwestern Medical Center

*"The gift was the largest gift to a school of public health at a public university. Its impact will be transformational, accelerating the school's trajectory and creating opportunities for students and faculty."*



**CENTER STAGE**

More than 200 graduates of UT Southwestern's Medical School celebrate commencement at the Morton H. Meyerson Symphony Center in Dallas on May 12.

NEWS

# Around Campus

## More Than Two Decades of UTSW Research Pave Way for First-In-Kind Drug

**Building on decades of basic research** at UT Southwestern Medical Center, the Food and Drug Administration has approved a first-in-kind immune modulating drug known as efgartigimod alfa-fcab. The therapeutic is a new treatment for adults with a form of myasthenia gravis, a rare and chronic autoimmune disease characterized by debilitating and potentially life-threatening muscle weakness.

Between 1990 and 2015, former UTSW Professor of Immunology E. Sally Ward, Ph.D., headed the research that laid the groundwork for the drug's approval. In clinical trials, 68% of patients with anti-acetylcholine receptor antibody positive myasthenia gravis responded to efgartigimod, compared with 30% of those taking a placebo. The global immunology company argenx has licensed the drug's patent rights and is exploring the possibility of treating other conditions mediated by immunoglobulin G (IgG).

Efgartigimod is Dr. Ward's second commercial success based on research conducted while at UTSW. Her work also led to technology that can extend the half-life of therapeutic antibodies currently used in the FDA-approved drug ravulizumab and two antibody therapies against COVID-19, as well as another antibody in development to treat respiratory syncytial virus (RSV).

## UT Southwestern Graduates Celebrate Commencement

**Marking a milestone**, UT Southwestern's Medical School and Graduate School of Biomedical Sciences gathered in person for commencement ceremonies. On May 12, the Medical School Class of 2022 met at the Morton H. Meyerson Symphony Center. U.S. Rep. Eddie Bernice Johnson, the first registered nurse elected to Congress, addressed the 211 graduates and their guests.

The Graduate School of Biomedical Sciences held its ceremony on May 19 in the Tom and Lula Gooch Auditorium. UT Southwestern Professor Emeritus David Russell, Ph.D., a molecular geneticist, gave the keynote address. Among the 89 graduates were an NCAA track and field Academic All-American, an AmeriCorps volunteer, and a fellow of The Archer Center, UT System's leadership development program in Washington, D.C.



Graduate School of Biomedical Sciences student Tahnae Tarkenton Allen receives her diploma from UT Southwestern President Daniel K. Podolsky, M.D.

## It's a Match

**Graduating UT Southwestern medical students** were among more than 42,000 nationwide who learned where they would complete their residencies on March 18. More than 97% of UTSW students matched to residency programs, exceeding the national average of 94%. A dozen of UTSW's students matched to programs at the top 20 U.S. academic medical centers, nearly half will train in Texas, and more than 60 will join UTSW-affiliated programs ranked among the nation's best.



UT Southwestern medical students celebrate during Match Day festivities at Eugene McDermott Plaza on March 18.

## Key Immune Protein Could Help Develop Novel Immune Response Treatments

**Using near-atomic resolution imaging** of a key immune protein known as the stimulator of interferon genes, or STING, UT Southwestern scientists have revealed a previously unrecognized binding site that appears to be pivotal for launching immune attacks. The findings could lead to new ways of manipulating STING to prompt stronger immune responses or stem its action in autoimmune diseases.

## Academic Endowment Appointments

**Congratulations** to UT Southwestern's new endowment holders appointed from December 2021 to March 2022. We celebrate their outstanding leadership as they support our mission to educate, discover, and heal.



**James Collins, Ph.D.**  
Jane and Bud Smith Distinguished Chair in Medicine



**Maryjane Farr, M.D.**  
Jackie and Charles Solomon Distinguished Chair in Clinical Excellence



**David Gerber, M.D.**  
David Bruton, Jr. Professorship in Clinical Cancer Research



**Anke Henning, Ph.D.**  
Diane and Hal Brierley Distinguished Chair in Biomedical Research



**Namirah Jamshed, M.D.**  
Professorship in Geriatric Medicine, in Honor of Vivienne Roche, M.D.



**Charuta Joshi, M.B.B.S.**  
Roy D. and Ragen S. Elterman Distinguished Chair in Pediatric Epilepsy



**Rawle Philbert, D.D.S.**  
Dr. Douglas and Diane Sinn Distinguished Chair in Oral and Maxillofacial Surgery

## UT Southwestern Honored for Fulbright Student Involvement

**UT Southwestern Medical Center** is among the Top Producing Institutions of 2021-2022 Fulbright Scholars in the U.S. and one of the top producers of U.S. Fulbright Students among four-year, special-focus institutions.

Sponsored by the Department of State's Bureau of Educational and Cultural Affairs, the Fulbright U.S. Scholar and Fulbright U.S. Student Programs award grants to students, faculty members, scientists, and others to support academic exchanges between the United States and more than 150 countries. Recipients are selected based on academic merit and leadership potential.

"This achievement is a testament to your institution's deep commitment to international exchange and to building lasting connections between the people of the United States and the people of other countries," wrote Secretary of State Antony J. Blinken in a congratulatory letter. "The University of Texas Southwestern Medical Center's place among the Fulbright Program's 2021-2022 Top Producing Institutions clearly demonstrates your dedication to preparing Americans to thrive in the global economy and serve as engaged citizens."

## UTSW Named Official Health Care Partner of PGA Frisco

**The PGA of America** and Omni Hotels and Resorts announced a new six-year partnership with UT Southwestern, naming the hospital the "Official Healthcare Partner of PGA Frisco." The partnership will begin in 2023 to coincide with the opening of PGA Frisco and the Omni PGA Frisco Resort.

"On behalf of all PGA professionals, we welcome UT Southwestern Medical Center to the PGA Frisco partner family as our very first hometown connection in the Frisco area," said PGA President Jim Richerson. "PGA Frisco is a transformational project for the PGA of America, and the UT Southwestern team will help bring our vision to life by instilling important health and safety protocols at our innovative facilities and golf resort destination."

## LEADERSHIP

# Q&A

**JOAN CONAWAY, PH.D.**, joined UT Southwestern last summer as Vice Provost and Dean of Basic Research. A member of the National Academy of Sciences, she has dedicated her career to tackling the puzzle of transcription, the first step in creating proteins in which DNA is written into another chemical form called RNA.

In her role at UT Southwestern, she leads basic biomedical research that shapes our fundamental knowledge about the world and supports the Medical Center's position at the forefront of innovation.

### What brought you to UT Southwestern?

I was drawn by UTSW's tradition of research excellence and collegiality that fosters an environment conducive to discovery, where scientists celebrate each other's success. My strong research background and knowledge position me to guide the expansion and coordination of core resources and facilities needed to support state-of-the-art biomedical investigations and keep UTSW at the forefront of innovation. It is tremendously satisfying for me to be in a position where I can support faculty, staff, and students and ensure that we have the resources, leading-edge facilities, and colleagues needed to ensure UTSW is the best place in the world to do science.

### How does basic research drive innovation?

Basic research seeks to discover and understand the genes, proteins, and pathways responsible for fundamental processes of

life. Human diseases result from defects in these processes, and discoveries from basic research provide an essential foundation for understanding and treating these diseases.

### What do you hope to accomplish?

The combination of my experience – both as a scientist and mentor – is key to my new role. As Dean of Basic Research, I aim to work with scientific leadership to propel UT Southwestern's research enterprise forward, both by building upon existing strengths in laboratory-based investigation and seizing opportunities to move in new directions that keep the institution at the forefront of biomedical research.

One area of emphasis is bioinformatics, the subdiscipline of biology and computer science focused on acquiring, storing, analyzing, and disseminating biological data. Technologies such as advanced imaging and genomics, proteomics, and metabolomics all



generate huge amounts of data. Many opportunities in science today come from the ability to leverage and interpret these large data sets, and to do that requires significant investment in computational hardware as well as people – additional faculty members with expertise in computational biology and data sciences, postdoctoral fellows, and students interested in the growing field. Ensuring that UT Southwestern has the right combination of tools and manpower will be an important part of my job.

Another critical factor is to continue to expand diversity at

all levels of basic science. As one of only a few women administrating basic research at a U.S. academic medical center, I provide crucial representation for other women in the sciences. Continuing to increase the number of underrepresented minorities at all levels at UTSW is another priority for advancing science here and beyond.

*Dr. Conaway holds the Cecil H. Green Distinguished Chair in Cellular and Molecular Biology.*





Florence Thornton Butt



Stephen Butt

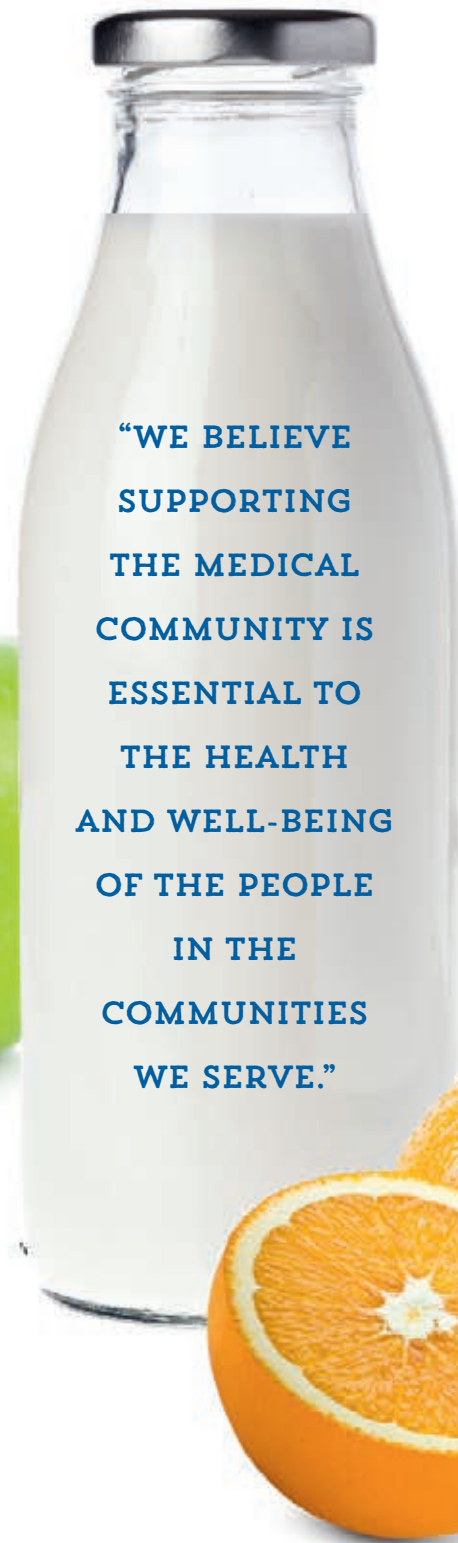
**Even in the hardest of times, Florence Thornton Butt was driven by a love of family and community.**

It was November 1905, and her husband, Charles C. Butt, was coping with tuberculosis and unable to work. Seeking a more favorable climate, the family moved to Kerrville, Texas. Faced with a need to provide for her family and a desire to help build the community, Mrs. Butt rented a two-story frame building on Main Street and moved the family into the second floor. Downstairs, she opened a grocery store.

She named the business the C.C. Butt Grocery Store, after her husband. When her son Howard E. Butt returned from military service in World War I, he eventually took over the family store. Decades later, the supermarket is still around. Proudly Texas-based, it has stayed true to Mrs. Butt's commitment to family and community. While it still carries the family name, today it's known by Howard's initials: H-E-B.

Recognized as one of the largest grocery chains in the nation, H-E-B operates more than 420 stores across Texas and northeast Mexico. As President of the company's Central Market division, Stephen Butt – Florence's great-grandson – ensured H-E-B's philanthropy continued in North Texas. His involvement with UT Southwestern began when he joined Southwestern Medical Foundation as a Trustee and experienced the Medical Center's impact in the community.

"We believe supporting the medical community is essential to the health and well-being of the people in the communities we serve," Mr. Stephen Butt said. "This was especially critical in the early days of COVID-19 when medical first responders were truly at the front lines, dealing with all the unknown elements of the virus, dramatic numbers of sick patients, and overcrowding in the hospitals. UT Southwestern is clearly a beacon in the medical community here in North Texas and operates at a very high level of excellence that we respect and admire."



“WE BELIEVE SUPPORTING THE MEDICAL COMMUNITY IS ESSENTIAL TO THE HEALTH AND WELL-BEING OF THE PEOPLE IN THE COMMUNITIES WE SERVE.”

**A history of giving back**

Central Market has a deep tradition of supporting UT Southwestern. Its generosity has included gifts to the Peter O’Donnell Jr. Brain Institute, William P. Clements Jr. University Hospital, and the Center for Human Nutrition. During the early days of the pandemic, Central Market supported UTSW’s COVID-19 Prevalence Study, which helped scientists gain a deeper understanding of the disease’s impact across North Texas and develop better prevention and treatment strategies.

The company also helped provide groceries for UTSW front-line workers during the pandemic, including pantry staples such as bread, eggs, and milk, as well as pre-made frozen meals. The groceries helped those who were working long shifts caring for COVID-19 patients and were unable to make time for grocery shopping.

Mr. Stephen Butt and his wife, Susan, have embraced North Texas and admire the compassion and dedication of neighbors helping neighbors to build a greater community.

“The opportunity to expand our presence in Dallas-Fort Worth is a great responsibility and very exciting for all partners at H-E-B,” Mr. Stephen Butt said. “We see the level of support by individuals and businesses to care for their communities, and they set a great example for the rest of us to follow.”

**Partners in care**

Headquartered in Dallas, the majority of Central Market’s team members live across North Texas. Ranked the region’s top hospital by *U.S. News & World Report*, UT Southwestern has been privileged to care for many of the organization’s families, demonstrating the commitment to caring for the community that is at the heart of both companies’ missions.

In 2020, Koen Vermeylen moved his family to Texas and took a job as a Business Development Manager at Central Market-Dallas. He never imagined that



Koen Vermeylen

a year later he would be diagnosed with a life-threatening case of COVID-19. As his condition worsened, his wife rushed him to the emergency room of a small community hospital near their home.

“I talked to my supervisor to let him know what was happening, and 30 minutes later Stephen Butt called me and told me that I needed to get to UT Southwestern Medical Center as quickly as possible,” Mr. Vermeylen said.

He and his wife immediately headed to the Medical Center, where he fought for his life for two grueling months at Clements University Hospital.

“The medical attention I received was incredible,” he said. “It was an experience that I’ll hopefully never have to go through again, but if I do, I wouldn’t go anywhere but UT Southwestern.”

Faced with her own health challenge, Donna Harty, an Advertising Account Supervisor with Central Market-Dallas, was diagnosed with stage 3 colorectal cancer after a routine colonoscopy.



“I’LL NEVER FORGET HOW CARING AND KIND EVERYONE AT UT SOUTHWESTERN WAS TO ME AND MY FAMILY, AND I RECEIVED THE BEST OF CARE.”

“I met with Stephen Butt and my immediate supervisor to let them know what I’d be going through in the coming months,” Mrs. Harty said. “They quickly connected me with an amazing oncology team at UT Southwestern. I’ll never forget how caring and kind everyone at UT Southwestern was to me and my family, and I received the best of care. The valet knew me by my first name and would ask how I was on every visit. The staff who checked me in for each treatment were exceptional.”

Now retired, Mrs. Harty recently celebrated four years of cancer survivorship. She’s grateful for the long-standing ties between H-E-B and UT Southwestern that made a difference in her recovery. It’s a partnership she credits with giving her a second chapter and time to enjoy days filled with camping, fishing, hiking, and horseback riding with her husband, surrounded by the beauty of Wyoming.

“I am so proud that I was part of the culture and family that is H-E-B,” she said.

“We worked hard and always made sure the community was taken care of – a devotion to the neighborly care and service that is so clearly shared by UT Southwestern.” ■

Donna Harty





# A Visionary Gift

## Grateful patient's family gives to the doctors who saved their loved one's sight

By Andrew Marton

Some say the eyes are the windows to the soul. For doctors, they're also a window into the brain. The two are hardwired via the optic nerve, enabling the quick relay of images necessary for sight. This connection can also be a direct path for disease, which is one reason eye cancer is so serious.

"This disease is extremely complex and demands nuanced treatment to manage," said Praveen Ramakrishnan, M.D., Assistant Professor of Internal Medicine in UT Southwestern's Division of Hematology and Oncology. "There is only one circuit separating the eye from the brain, putting them in constant communication with each other. Just as this disease affects the eye, it can easily affect the brain."

Dr. Ramakrishnan recalled a patient he treated a couple of years ago with his colleague, Rafael Ufret-Vincenty, M.D., Associate Professor of Ophthalmology at UT Southwestern. The diagnosis was a rare form of eye cancer called intraocular lymphoma. The cancer threatened the patient's vision in his right eye and posed a serious risk to his life.

The doctors recommended starting to treat the cancer by injecting chemotherapy drugs into the eye on a weekly basis to control the disease. After several weeks, the oncology team administered chemotherapy intravenously, hoping to achieve a lasting response.

"We basically began treating him with a protocol we follow for patients with primary central nervous system lymphoma – a form of aggressive lymphoma that affects the brain and nervous system," Dr. Ramakrishnan said. "He underwent four months of this kind of treatment, and I'm happy to report that he is very much alive and free of disease."

Thrilled with the outcome, the patient and his family were understandably grateful. While they had made smaller gifts to UT Southwestern in the past, they wanted to show their appreciation to the doctors whose teamwork saved their family member's eyesight and life. They decided on a meaningful gift to UT Southwestern to be shared between the two physicians and used for ongoing research.

When Dr. Ramakrishnan heard about the gift, his first thought was to call and thank the family for a "wonderful and unexpected act of kindness."

He's looking forward to using the donation to possibly further the work of his specialized central nervous system lymphoma task force as it seeks to develop better therapeutics and to explore more advanced neuroimaging using novel MRI techniques.

Equally excited about the prospects of the gift, Dr. Ufret-Vincenty hopes to purchase equipment to support his research into genes that may modulate retinal degeneration and early-onset glaucoma. He stressed the importance of unrestricted research funds like this gift, which can support new projects and potentially produce the kind of early-stage results needed to apply for federal or private research funding.

"This gift can help us generate the preliminary data to allow us to submit a full-blown grant application," he said, adding that the unexpected gift and the opportunities it will create for his research have been encouraging.

"I considered it to be such a gratifying vote of confidence in the meaningful work we are doing." ■



Praveen Ramakrishnan, M.D.



Rafael Ufret-Vincenty, M.D.



# HOPE WINS

Gift in memory of Bette Rathjen promotes mental health awareness in at-risk youth

By Sharon Reynolds



Elizabeth "Bette" Rathjen

**Spending holidays with her family** was always important to Elizabeth "Bette" Rathjen. She reveled in the seasonal rituals, celebrating Thanksgiving in the country, decorating cookies at Christmas, and heading to the mountains to ski over winter break.

Ms. Bette Rathjen's grandmother added to the litany of Yuletide traditions, inviting her granddaughter to see "The Nutcracker" at age 4 and igniting a life-long passion for dance. The aspiring young ballerina attended the prestigious Booker T. Washington High School for the Performing and Visual Arts. But her dreams were cut short by a dance-related injury, and she quickly descended into depression – one of many such episodes that haunted her youth. After high school, she continued to wrestle with chronic emotional pain. During her sophomore year at Southern Methodist University, she took her life. She was 21.

"DANCE WAS LIKE  
OXYGEN FOR BETTE.  
WHEN SHE DANCED,  
WE SAW HER  
AT HER HAPPIEST."





Bette Rathjen, center, with her parents, Karl Rathjen, M.D., left, and Carolyn Perot Rathjen

Inspired by Ms. Bette Rathjen's life, her family established The Bette Rathjen Foundation for Emotional Health to address the challenges of teen depression and suicide. Focused on the ways society and medicine support emotional health, the Foundation made a generous gift to UTSW's Center for Depression Research and Clinical Care (CDRC) and its Resilience Academy. Ms. Bette Rathjen's parents, Carolyn Perot Rathjen and Karl Rathjen, M.D., who serve as the Foundation's directors, hope their gift will break new ground in depression research and help adolescent children struggling with depression.

"Bette's story sheds light on the fact that severe emotional health differences are very complicated diseases of the brain and as life-threatening as cancer and heart disease. We hope to do our part

### The Foundation's gift supports:



Training adult facilitators to deliver the Youth Aware of Mental Health program in middle schools and high schools. The international curriculum has been linked with significantly improved mental health outcomes for adolescents.



Deploying the Center's innovative software application to help at-risk students identify and self-monitor symptoms of mood disorders and report outcomes.



Engaging in ongoing community outreach, reducing stigma on a large scale through depression prevention and resilience education.

to reduce the stigma around emotional health differences and encourage parents to seek help as early as possible," said Dr. Rathjen, who is also a Professor of Orthopaedic Surgery at UT Southwestern, Assistant Chief of Staff at Scottish Rite for Children, and President of the Texas Scottish Rite Hospital for Children Foundation.

For the Rathjen family, supporting the work of the Center's Director, Madhukar Trivedi, M.D., created an opportunity to help other parents address the negative physical, emotional, and social outcomes caused by depression.

"Science is in the earliest stages of understanding brain disease, including emotional health," Mrs. Carolyn Rathjen said. "Bette had very complicated brain disease, and the science is not far enough along to help the sickest patients. However, great strides have been made in helping patients with milder disease. The research of Dr. Trivedi's team at UT Southwestern has proved scientifically that early intervention is crucial. Our gift to support the CDRC Resilience Academy will take that work further to gather more data and locate at-risk patients."

The Resilience Academy will continue to follow adolescents and young adults through high school and into college as part of the Texas Resilience Against Depression program. Begun in 2016, the multiyear effort consists of two research studies looking for patterns in the biological characteristics of individuals who experience depression and those who bounce back more easily from challenges. To date, more than 1,400 adolescents and young adults have participated.

"Depression is a brain disease to which we have not paid enough attention," said Dr. Trivedi, who is also a Professor of Psychiatry at UT Southwestern. "There's a profound amount of stigma and lack of knowledge about it. The more we can study it, the more mood disorders will be recognized and accepted. The Foundation's generous gift ensures the sustainability of these ambitious studies to make depression more objective and scientific and moves us closer to realizing a future in which depression and other mood disorders are more widely understood." ■

The National Suicide Prevention Lifeline is a hotline for individuals in crisis or for those looking to help someone else. To speak with a certified listener, call 1-800-273-8255.

*Dr. Trivedi holds the Betty Jo Hay Distinguished Chair in Mental Health and the Julie K. Hersh Chair for Depression Research and Clinical Care.*

"A GIFTED  
DANCER,  
SHE NEVER  
FORGOT  
THE EXPERIENCE  
OF SEEING  
TCHAIKOVSKY'S  
UBIQUITOUS  
BALLET FOR THE  
FIRST TIME."

### Remembering Bette

Like any proud father, the moment Dr. Rathjen met his daughter was love at first sight.

"From the moment of her birth, we treasured the gift of such a special baby girl," he said.

Diagnosed with depression from an early age, the Rathjens' daughter began treatment around age 4 and started taking medication at age 8. Throughout her childhood, she benefited from therapy, participating in residential and wilderness treatments, the latter a form of treatment that combines outdoor experiences with therapy. Medical treatments, such as taking the drug ketamine and electroconvulsive therapy, or ECT, also helped alleviate her symptoms.

Nothing was as effective at lifting her spirits as dance. A gifted dancer, she never forgot the experience of seeing Tchaikovsky's ubiquitous ballet for the first time.

"Dance was like oxygen for Bette. When she danced, we saw her at her happiest," Mrs. Rathjen said.

The Rathjens witnessed how 13 years of treatment weighed on their daughter, a serious student. After high school, college brought the promise of a new beginning as she chose a psychology major and embraced an extended family of Tri Delta sorority sisters.

"Bette was empathetic and understood the isolation of her invisible disease," Dr. Rathjen said. "She hoped to make a career of advocating for others with the same struggles."

For the Rathjens, their daughter's care often felt all-consuming. There were frightening moments of deep pain, but there were also happy times when treatment helped and created space for joyful memories. Her parents cherished each day they had together as a family and the opportunities they had to advocate and care for their daughter.

"We live each day with deep gratitude for Bette's life," Mrs. Carolyn Rathjen said. "She is at peace and left this world knowing she was deeply loved. She brought us closer together as a family and strengthened our faith. We feel her love all around. Hope wins."





## Sibling generosity continues to support pediatric excellence

By Andrew Marton

### Even at age 86, Lawrence “Larry” Steinberg looks up to his older brother.

“We’ve always been very close,” said the retired attorney.

Older by one year, his sibling is retired physician Joel B. Steinberg, M.D., Professor Emeritus of Pediatrics at UT Southwestern.

In 1999, Mr. Steinberg wanted to do something special to commemorate his brother’s 65th birthday. He settled on donating to UT Southwestern to create the Joel B. Steinberg, M.D. Chair in Pediatrics, a faculty honor that enabled the institution to recognize an outstanding pediatrician.

“I wanted to celebrate his lifelong devotion to the medical profession and dedication to caring for all of his patients,” Mr. Steinberg said.

Dr. Steinberg learned about the gift while dining out on his birthday. Looking up from his meal, he saw then-UT Southwestern President Kern Wildenthal, M.D., Ph.D., striding across the restaurant carrying a chair engraved with the UT Southwestern seal and Dr. Steinberg’s name.

“I remember feeling genuinely happy that my brother did that for me,” Dr. Steinberg said.

A two-time graduate of Tulane University with undergraduate and medical degrees, Dr. Steinberg completed his internship at Parkland Memorial Hospital. He ran a private clinical practice in Richardson, Texas, for 22 years prior to joining UT Southwestern as Medical Director of Children’s Medical Center Dallas. Over 29 years of service to the institution, he helped put UT Southwestern on the map as a leader in pediatric care and research.

“My love of pediatrics stems from the intense interaction you develop with the families and their patients,” Dr. Steinberg said.

After retiring in 2013, he continued teaching at UT Southwestern until 2020. Last year, Mr. Steinberg made another gift through his personal

foundation, elevating the endowment in his brother’s honor to a Distinguished Chair. Funded at a higher level, Distinguished Chairs provide increased faculty support to fund research and academic activities of the holders.

“It was such a touching honor, especially because my brother gave it,” Dr. Steinberg said.

Ralph DeBerardinis, M.D., Ph.D., currently holds the Joel B. Steinberg, M.D. Distinguished Chair in Pediatrics at UT Southwestern. A Professor of Pediatrics and in the Children’s Medical Center Research Institute at UT Southwestern, his research focuses on understanding how alterations in the body’s metabolism contribute to cancer and other diseases. He hopes to find ways of destroying cancer cells that may one day be exploited by new drugs.


Recognized for his discoveries in cancer metabolism and genetic conditions in children, Dr. DeBerardinis was awarded the Memorial Sloan Kettering Paul Marks Prize for Cancer Research in 2021. He is also a Howard Hughes Medical Institute Investigator and one of 16 UT Southwestern faculty who are members of the National Academy of Medicine.

“Everyone in Pediatrics at UT Southwestern knows Dr. Steinberg as a beloved educator and clinician who has been part of our community for many years,” said Dr. DeBerardinis, also Chief of the Division of Pediatric Genetics and Metabolism at UT Southwestern with an additional appointment in the Eugene McDermott Center for Human Growth and Development. “The new Distinguished Chair should make us reflect on everything that Dr. Steinberg has done for our Department and our patients. To be connected with his name is a true honor.” ■

*Dr. DeBerardinis is also a Sowell Family Scholar in Medical Research.*



From left, Kern Wildenthal, M.D., Ph.D., Lawrence Steinberg, and Joel B. Steinberg, M.D., on the evening in 1999 when Dr. Steinberg learned of his endowed chair.



Ralph DeBerardinis, M.D., Ph.D.

# THE BEAT GOES ON



CELEBRATING ITS RUBY ANNIVERSARY,  
THE SWEETHEART BALL BUILDS ON ITS DECADESLONG SUPPORT  
OF CARDIOLOGY RESEARCH

By Robert D. Waller



**By the end of this story**, your heart will beat at least a hundred times, pumping more than a gallon of blood through 60,000 miles of vessels just to keep you alive.

And you won't even notice. That's the power of small things compounding over time. Little by little, they accomplish big things.

It's the same for a special group of Dallas women – sweethearts, really – and what they continue to do for UT Southwestern Medical Center. Each year, they host one of Dallas' grandest evenings, The Sweetheart Ball. This April marked the 40th anniversary of the event and its support for UT Southwestern's Division of Cardiology.

It's an intimate affair. Only 250 make the guest list, no exceptions. Tight-knit, it's about community – and making a difference. Over the years, the soiree's philanthropic impact has exceeded \$39 million, contributing substantially to heart disease research and establishing two endowed faculty chairs.

Leading this year's event was The Sweetheart Ball's Chairman Patty Huffines, who moved to Dallas and found place and purpose with the group. Like many members, she witnessed the effects of heart disease when her father survived a heart attack.

"Heart disease touches everyone. We all know a friend, family member – someone impacted by it – and we all know how precious life can be," she said.

The organization was founded in 1981 when a group of 11 women lost a friend to a heart attack. From the beginning, they focused on supporting cardiology research at UT Southwestern and held the first ball in 1982.

"Heart disease is the No. 1 cause of death in the U.S. and globally," said UT Southwestern President Daniel K. Podolsky, M.D. "Because of the sustained generosity of The Sweetheart Ball, UT Southwestern



Patty Huffines

"IT'S A CHANCE TO CELEBRATE LIFE,  
CELEBRATE COMMUNITY, AND  
CELEBRATE WHAT MAKES DALLAS  
SUCH A GREAT PLACE TO LIVE."

continues to advance our understanding of the human heart and provide exceptional care for patients, building our momentum as a leader in the field."

In July, *U.S. News & World Report* ranked UT Southwestern second in Texas and No. 14 among national cardiology programs. The Division's faculty continue to lead the world's top academic journal on the heart, and this past year the Medical Center added the talents of 16 leading cardiologists and scientists to its ranks. They're the latest in a string of successes that have been building over decades, like the ball itself.

For Mrs. Huffines, the group's dedication is driven by two things – the continued growth that The Sweetheart Ball sees at the institution and the fact that "they trust UT Southwestern."

Which is why decades later, these women aren't missing a beat. They know that by investing in heart research at UT Southwestern, they're making a difference for their loved ones and for families across North Texas and beyond.

And even though she won't be hosting, Mrs. Huffines can't wait for next year's ball. Like many in the group, she hasn't missed one in years, because "it's a chance to celebrate life, celebrate community, and celebrate what makes Dallas such a great place to live." ■

*Dr. Podolsky holds the Philip O'Bryan Montgomery, Jr., M.D. Distinguished Presidential Chair in Academic Administration, and the Doris and Bryan Wildenthal Distinguished Chair in Medical Science.*

STUDY GROUP  
7 PM

< 5%	133	82.4
5-10%	231	78.9
10-20%	397	77.0
> 20%	231	76.4

TO DO

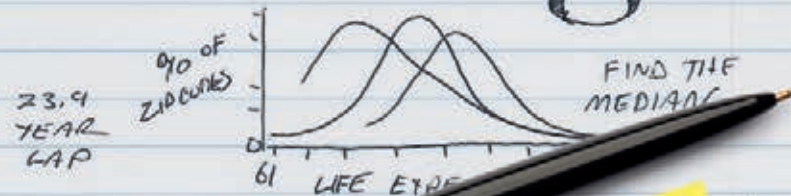
- NEED TO PULL  
3 DATASETS

- CHECK CRITERIA

- CALCULATE  
SIMULATION  
MODEL

# Game Changer

ILLUSTRATE  
USING A  
MAP BY  
ZIP CODE



AGE INTERVALS

$x_i, x_{i+1}$

$$h_i = \frac{n_i M_i}{L + (1 - a_i) n_i M_i}$$

$$\bar{x} = \frac{L_1 + L_2 + \dots + L_n}{n}$$

$$\bar{x}_0 = \frac{L_1 + \dots + L_n}{n}$$

$$s^2 = \frac{\sum (x_i - \bar{x})^2}{n}$$

NEW PETER O'DONNELL JR.  
SCHOOL OF PUBLIC HEALTH  
WILL OPTIMIZE HEALTH SO  
COMMUNITIES CAN THRIVE

BY SHARON REYNOLDS

ECONOMIC  
FACTORS —  
— UNDER 65 — NO INSURANCE  
— 70% OF POPULATION  
PER ZIP CODE

The O'Donnell Founda-  
tion's transformational  
\$100 million gift to  
support and name the  
O'Donnell School of  
Public Health is the  
largest gift to a school of  
public health at a public  
university in the U.S.

**B**ioomedical advances have transformed how we treat and prevent disease in patients. Yet many people don't have access to these lifesaving treatments, and the prevalence of chronic conditions including diabetes, obesity, and heart disease remains high. It's a stark reminder of the urgent need to address wide-scale health problems on a population level before they occur.

Through the new Peter O'Donnell Jr. School of Public Health, UT Southwestern Medical Center aims to both advance public health broadly by creating a research-intensive school dedicated to scientific advances that address population health challenges and provide evidence-based input for policymakers navigating chronic and emerging public health crises. Further, the institution will help address the need for an expanded expert public health workforce by leveraging the research strengths and experience of its three existing schools.

This is exemplified by a joint project between Parkland Health and UT Southwestern that began with the goal to increase the rate of voluntary HPV vaccination of eligible patients in order to reduce the incidence of precancers and cancers linked to HPV, the most common of which are cervical and oropharyngeal cancers. As a result of the research and quality improvement collaboration that began in 2009, Parkland's voluntary HPV vaccination rate increased over the next seven years to 61.4%, showing vast improvement since the start of the joint collaboration.

This is but one example of the important work that will be advanced through UT Southwestern's new O'Donnell School of Public Health, demonstrating the Medical Center's commitment to providing the highest levels of science-based guidance to enhance the health and well-being of our community. The new school will also benefit from alignment with the Medical Center's own growing Health System and an extensive network of collaborative partnerships, including Parkland, Children's Health, and Dallas Veterans Affairs Medical Center, as well as community organizations and public health departments.

## CULINARY MEDICINE

Jaclyn Albin, M.D., UT Southwestern Assistant Professor of Pediatrics and Internal Medicine, and Michael Bowen, M.D., UT Southwestern Assistant Professor in Internal Medicine, Pediatrics, and Data and Population Sciences, are studying the effectiveness of culinary medicine to improve diabetes outcomes



Jaclyn Albin, M.D.



Michael Bowen, M.D.

in patients. Through a partnership with non-profit food assistance provider Crossroads Community Services, participants living in one of Dallas County's most impoverished areas receive meal kits to address food insecurity with an intended outcome of lowering blood glucose levels after six months.

### Mediterranean eating

As part of a healthy eating lifestyle, a Mediterranean diet may decrease your risk of heart disease, diabetes, cancer, Parkinson's disease, and Alzheimer's.

**To try it out,** eat more plant-based foods, more fish, and more healthy sources of fat, while moderating meat consumption. Staple foods include:

Avocado	Legumes, such as beans or hummus	Vegetables
Fish	Nuts	Whole grains that are minimally processed
Fruits	Olive oil	

“There has never been a moment in our lifetimes when the need to advance public health has been more critical.”

### A capstone gift for a healthier North Texas

The O'Donnell Foundation's transformational \$100 million gift to support and name the O'Donnell School of Public Health is the largest gift to a school of public health at a public university in the U.S. The gift provides both immediate and long-term support for the school's research and educational programs, faculty, and students.

The O'Donnell Foundation was established by visionary philanthropists Peter O'Donnell Jr., who died last year, and his late wife, Edith.

“Peter and Edith O'Donnell cared deeply about UT Southwestern and making a difference in the greater Dallas community,” said William T. Solomon, President and CEO of the O'Donnell Foundation. “These two passions are inextricably linked in the Peter O'Donnell Jr. School of Public Health. We are proud to share a gift that honors the O'Donnells' immeasurable legacy and makes a lasting impact on UT Southwestern and the communities of North Texas.”

### Supporting faculty and students

Realizing this opportunity to drive public health solutions for the state and nation, donors are stepping forward with strategic and significant philanthropic investments to create opportunities for faculty and students.

Renowned Dallas entrepreneur and philanthropist Lyda Hill established the Lyda Hill Deanship of the O'Donnell School of Public Health with a \$5 million gift that supports the recruitment of the school's inaugural Dean. Her gift emboldens ongoing recruitment efforts for the school's first leader and continues her long-standing support of UT Southwestern, which most notably included a 2015 gift to name the Lyda Hill Department of Bioinformatics.



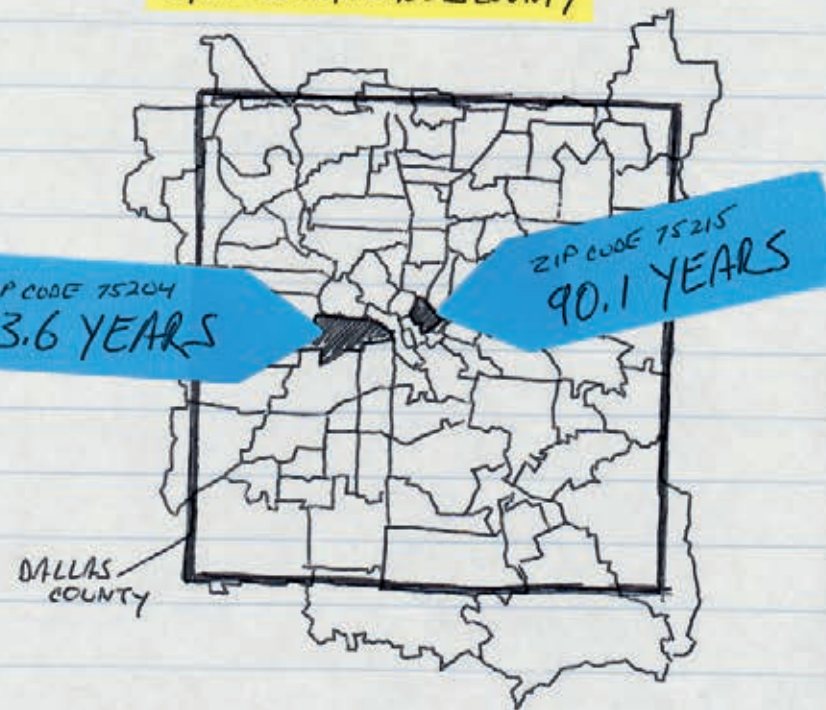
Lyda Hill

“Peter and Edith O'Donnell cared deeply about UT Southwestern and making a difference in the greater Dallas community.”

## LIFE EXPECTANCY

A LACK OF EQUITY IN ACCESS TO HEALTH CARE HAS LED TO SIGNIFICANT DISPARITIES IN MEDICAL OUTCOMES. IN DALLAS ALONE, THERE IS A NEARLY 30-YEAR DIFFERENCE IN THE LIFE EXPECTANCY OF MALES IN SOME ZIP CODES THAT ARE JUST A FEW MILES APART.

## AVERAGE MALE LIFE EXPECTANCY BY ZIP CODE IN DALLAS COUNTY



“Health promotion and disease prevention are key to building strong and healthy communities,” said Miss Hill, founder of Lyda Hill Philanthropies. “By stepping forward to create the state’s newest school of public health, UT Southwestern is addressing a critical need for North Texas and the entire state.”

Nationally recognized epidemiologist and UTSW alumnus Richard E. Hoffman, M.D., M.P.H., an Adjunct Associate Professor of Epidemiology at the Colorado School of Public Health, pledged \$1.5 million to Southwestern Medical Foundation to establish the Richard E. Hoffman, M.D., M.P.H. Scholarship Fund for Public Health to provide student scholarships at UT Southwestern. Although the O’Donnell School of Public Health won’t begin classes for another 18 months, Dr. Hoffman understood that making a gift now would help UTSW “attract the best students.” In 2012, a gift from his family to Southwestern Medical Foundation established The Hoffman Family Center for Genetics and Epidemiology at UTSW.



Richard E. Hoffman, M.D., M.P.H.

“I wanted to fund students because we want students who are very diverse to be the leaders of public health in the future,” said Dr. Hoffman, who serves on Southwestern Medical Foundation’s Board of Trustees. “Rather than addressing a gift toward a particular disease, I wanted to help students just as I had been helped when I was starting my career. I have confidence that the Medical Center can produce outstanding, quality graduates who go on to serve in their communities.”

The O’Donnell School of Public Health is UTSW’s fourth school and will welcome the first class of Master of Public Health students in the fall of 2023, followed by Ph.D. students in the fall of 2024. Training the next generation of public health professionals will alleviate the severe shortage of workers in Texas, which lags far behind other populous U.S. states.

“There has never been a moment in our lifetimes when the need to advance public health has been more critical,” said UT Southwestern President Daniel K. Podolsky, M.D. “We are grateful for the generosity of our longtime friends, Lyda Hill and Dr. Richard Hoffman, who share our vision to advance public health through research and an expanded public health workforce by investing in our faculty and students.”

In addition to an ongoing, national search for the O’Donnell School of Public Health’s inaugural dean, recruitment efforts are also underway to bring the expertise of leading public health researchers and clinicians to UT Southwestern. The school’s faculty will also include members of UT Southwestern’s Department of Population and Data Sciences as well as the institution’s other three schools.

“The UT Southwestern School of Public Health will provide unique academic and research opportunities within a culturally rich environment that has Dallas ranked No. 4 in diversity among U.S. cities,” said Celette Sugg Skinner, Ph.D., Interim Dean of the O’Donnell School of Public Health and Chair of the Department of Population and Data Sciences at UT Southwestern. “Together we will endeavor to meet the public health challenges of our time with rigor, innovation, integrity, and collaboration to serve the communities of North Texas and the world.”

## Pursuing community-driven health & equity

The O’Donnell School of Public Health will be dedicated to promoting health equity for historically excluded populations. UTSW’s Population and Data Sciences Department conducts data collection and analysis to discover health trends within certain segments of the population so that preventive treatment can be offered to those with greater risks of developing chronic conditions. This leads to improvements in health equity with better health outcomes for patients and cost savings for the medical system. ■

“By stepping forward to create the state’s newest school of public health, UT Southwestern is addressing a critical need for North Texas and the entire state.”

*Dr. Bowen is a Dedman Family Scholar in Clinical Care.*

*Dr. Podolsky holds the Philip O’Byran Montgomery, Jr., M.D. Distinguished Presidential Chair in Academic Administration, and the Doris and Bryan Wildenthal Distinguished Chair in Medical Science.*

*Dr. Skinner holds the Parkland Community Medicine Professorship.*

## FOOD INSECURITY

Food insecurity is a significant risk factor for poor public health outcomes. In 2018, the USDA noted 11.1% of U.S. households reported inconsistent access to adequate food. Often, people delay filling prescriptions or visiting the doctor to feed their families, compounding untreated health conditions.

“The food banking system is predicated on the assumption that people need food pantries for emergencies only,” said Sandi Pruitt, Ph.D., Associate Professor of Population and Data Sciences at UT Southwestern. “But this is a common misconception, as many families and individuals experience food insecurity for months or years at a time, and it’s more of a chronic condition.



UT Southwestern medical students share recipes and nutrition facts while serving breakfast tacos to community residents at a health fair in the Dolphin Heights neighborhood of Dallas.

Looking for more effective solutions, UT Southwestern evaluated an innovative model used at Crossroads Community Services, a food pantry and distribution system located in southern Dallas County. The organization uses evidence-based approaches to empower people to make dietary changes that improve health and partners with smaller community organizations to distribute food at locations such as public housing facilities, churches, and community centers.

“Crossroads has made food more accessible to clients and has also encouraged clients to come back regularly,” Dr. Pruitt said. “We hope that this can be a policy change in food distribution settings across the U.S.”

FIRST BORN



## Rutledge Cancer Foundation supports Fertility Preservation Program milestone

By Sharon Reynolds

**T**oo often, people talk about what cancer takes away. For Nelly Rojas, her diagnosis came with an incredible gift.

At age 26, Ms. Rojas received the difficult news that treating her endometrial cancer would eventually require a hysterectomy, leaving her unable to become pregnant. Working with her care team, Ms. Rojas banked frozen embryos through Moncrief Cancer Institute's Fertility Preservation Program. After she received hormone-based therapy to treat her cancer, her doctor felt it was safe to postpone the surgery to remove her uterus so that she could become pregnant. On May 17, 2021, she gave birth to her daughter, Ariel.



Ariel Chavez

"The first time Ariel called me 'Mom,' I cried," she said. "Sometimes I can't believe she is our baby. She is beautiful, loving, and happy, and teaches me so much every single day. I'm grateful for the amazing people who helped make our wish come true."

Cancer survivors can experience fertility issues caused by cancer treatment. This can be difficult for young adults who want to start a family.

Fort Worth-based Rutledge Cancer Foundation is helping Moncrief Cancer Institute continue its mission of easing the burden of cancer by

supporting the Institute's Fertility Preservation Program with gifts totaling more than \$229,000. Stephanie Lawrence, a Physician Assistant at Moncrief Cancer Institute, established the program in 2016 with the support of Keith Argenbright, M.D., the Institute's Director and a Distinguished Teaching Professor at UT Southwestern.

The program offers fertility counseling, care coordination, and improved access to egg, embryo, and sperm banking for cancer patients ages 18 to 39 at Moncrief Cancer Institute and the Harold C. Simmons Comprehensive Cancer Center. While there are a few national organizations with programs that help offset the costs of fertility preservation, Moncrief Cancer Institute's program has been uniquely positioned to fully fund fertility preservation for 72 patients who need financial assistance. With additional support, the Institute hopes to expand the program to serve cancer patients seen in Fort Worth, Dallas, and all UTSW and Simmons Cancer Center clinic locations.

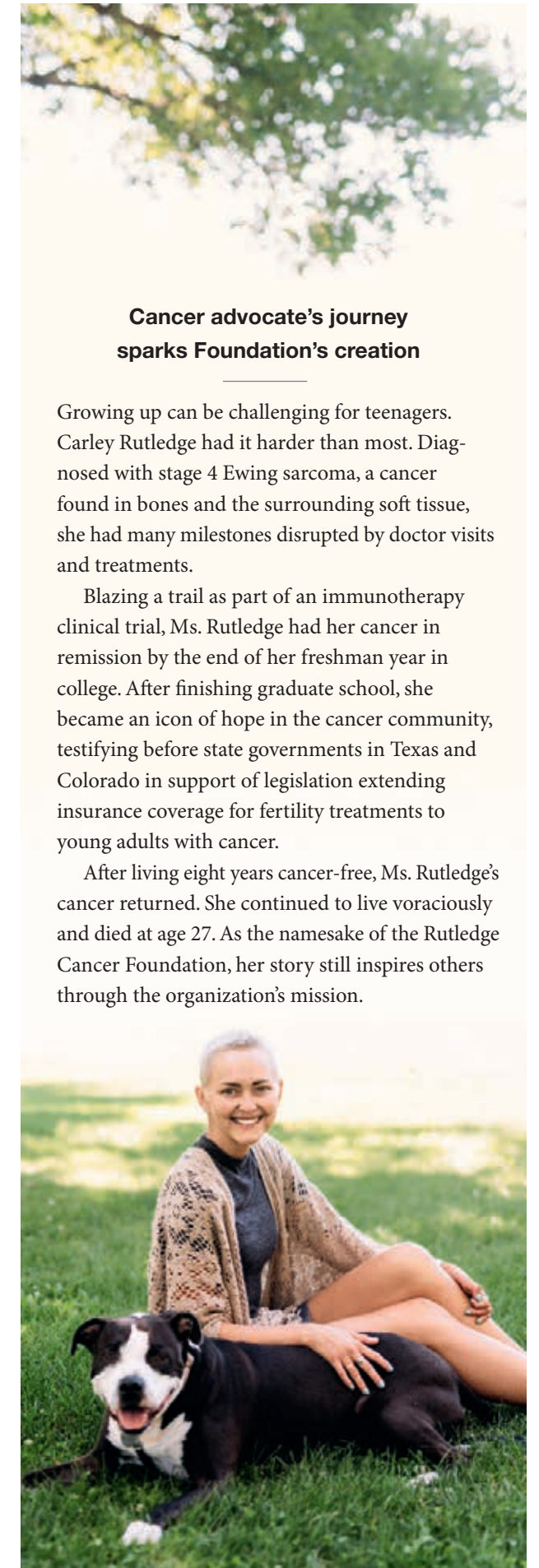
"My goal is to offer every young patient and their family an opportunity to learn about how cancer treatment may impact their ability to have biological children," Ms. Lawrence said. "By improving access to fertility preservation options, we can offer our patients hope. There is nothing more rewarding than watching those stories of hope unfold." ■

## Cancer advocate's journey sparks Foundation's creation

Growing up can be challenging for teenagers. Carley Rutledge had it harder than most. Diagnosed with stage 4 Ewing sarcoma, a cancer found in bones and the surrounding soft tissue, she had many milestones disrupted by doctor visits and treatments.

Blazing a trail as part of an immunotherapy clinical trial, Ms. Rutledge had her cancer in remission by the end of her freshman year in college. After finishing graduate school, she became an icon of hope in the cancer community, testifying before state governments in Texas and Colorado in support of legislation extending insurance coverage for fertility treatments to young adults with cancer.

After living eight years cancer-free, Ms. Rutledge's cancer returned. She continued to live voraciously and died at age 27. As the namesake of the Rutledge Cancer Foundation, her story still inspires others through the organization's mission.



Carley Rutledge





# Impact of the Greatest Generation

**Gifts from Edward  
and Patricia Blythe  
put trust in  
future students**

*By Andrew Marton*

**When Edward S. Blythe's doctor advised against aggressive cancer treatment because of his age,** the octogenarian respectfully disagreed. The onetime CPA and World War II veteran ran the numbers and decided he had one more fight left in him. After seeking a second opinion, specialists at UT Southwestern Medical Center put him on an aggressive cancer-fighting regimen, pushing his disease into remission and giving him many more years.

Grateful for the leading-edge treatment and renewed lease on life, the retired Chief Financial Officer of Dallas' Hawn Foundation and his wife, Patricia, made it a point to give back. Like many who support the Medical Center, they started with modest gifts. Over time, their generosity grew, and the couple eventually made a gift through their family's trust to support scholarships at the institution.

The Blythes' generosity to UT Southwestern was an extension of their passion for educating future generations of students, creating opportunities in medicine and other professions.

"One of the common themes of the Blythes' philanthropy was education," said Charles Evans, Executor of the Blythe Trust. "They fervently believed that the best hopes for the country's continuing prosperity rested on us educating and producing first-rate people in medicine and other fields."

Mr. Blythe lived to be 98 years old. After he and his wife died, the Blythes' trust established the Edward S. and Patricia J. Blythe Scholarship for medical students at UT Southwestern.

"They believed their greatest gift back to UT Southwestern should be in the form of scholarships to educate our best and brightest to become the best in their fields as they provide the highest quality health care for our entire community," Mr. Evans said.

Along with gifts from wills, gifts from trusts are among the most common ways to make a planned gift to UT Southwestern. The scholarship endowment created by the Blythes' trust will be invested for the long-term benefit of UT Southwestern and used in perpetuity for medical student scholarships.

"There are few more powerful mechanisms to advance the core missions of UT Southwestern than student scholarships," said Angela Mihalic, M.D., UT Southwestern's Dean of Medical Students and Associate Dean for Student Affairs. "Scholarships provide an important and meaningful way to attract and recruit future physicians with a proven track record of excellence, leadership, and commitment to serving others."

About 2 out of every 3 UT Southwestern medical students finance their graduate education with student loans. The average student loan debt at the institution is just over \$124,000, far lower than the national average of \$200,000. Scholarships and other financial assistance deserve much of the credit, providing opportunities for students who otherwise might not be able to pursue medical school and giving them greater economic mobility as they start their careers.

"We are incredibly grateful to Edward and Patricia for establishing this important endowment," said Dr. Mihalic, who is also a Professor of Pediatrics. "By investing in students, they pave the path for those who may not have the resources or opportunity to develop into superb, well-trained physicians and thus care for countless patients in the future." ■

**"They fervently believed that the best hopes for the country's continuing prosperity rested on us educating and producing first-rate people in medicine and other fields."**

# Donor Pulse

## Expanding Ph.D. Opportunities for Underrepresented Students

**Addressing a critical need** for our nation's biomedical science workforce, UTSW's Postbaccalaureate to PhD (PB-2PHD) Program is working to increase participation from underrepresented individuals in the biomedical sciences and STEM. Thanks to a recent gift from the A.L. Chilton Foundation, those efforts are accelerating.

A lack of research opportunities makes it difficult for many underrepresented students to successfully transition into doctoral programs in science, technology, engineering, and mathematics fields. The PB2PHD Program seeks to close this gap by providing a one- to two-year mentored research experience and an academic and professional development plan to strengthen the scholars' skills and increase their competitiveness for the graduate school application process, the rigors of graduate school, and successful transition to a STEM career. This individualized research training and mentorship will help trainees gain the skills and confidence necessary to thrive as scientists and to contribute to UTSW's overarching goal of diversifying the biomedical sciences workforce, translating into advancements in science and human health.

Founded in 1945, the A.L. Chilton Foundation has given generously to support the research, clinical, and education missions of UT Southwestern.

## Remembering W.A. 'Tex' Moncrief Jr.



W.A. "Tex" Moncrief Jr.

**Legendary oilman and philanthropist** W.A. "Tex" Moncrief Jr. died last December at the age of 101. His generous spirit continues to benefit generations of Texans by improving UT Southwestern Medical Center's impact across North Texas.

Passionate about expanding access to health care, Mr. Moncrief made many of his gifts to UT Southwestern in honor of his father, legendary wildcatter W.A. "Monty" Moncrief. Bringing UT Southwestern's exemplary patient care to the Fort Worth community was a hallmark of the Moncriefs' giving. They supported the institution's innovative brain research, helped expand cancer

care through the Moncrief Cancer Institute in Fort Worth, and brought more than a dozen primary and specialty services to their community through the UT Southwestern Monty and Tex Moncrief Medical Center at Fort Worth.


With a philanthropic legacy spanning six decades, Mr. Tex Moncrief's sustained generosity reached almost \$42 million, creating a transformational impact on Moncrief Cancer Institute and the UT Southwestern Monty and Tex Moncrief Medical Center at Fort Worth. His legacy of giving continues to benefit UT Southwestern through the gifts being made in his memory.



UT Southwestern Monty and Tex Moncrief Medical Center at Fort Worth



Moncrief Cancer Institute in Fort Worth



Awards presenter Eric Peterson, M.D., M.P.H., standing fourth from right, joins the recipients of the 2022 Synergy Grants, seated from left, Praveen Ramakrishnan, M.D., Chieko Mineo, Ph.D., Julie Mirpuri, M.D., Rachel Leon, M.D., Ph.D., Masaki Mizuno, Ph.D., and standing from left, Xiankai Sun, Ph.D., Elizabeth Solow, M.D., Wanpen Vongpatanasin, M.D., Zhenyu Zhong, Ph.D., Wenxin Zheng, M.D., Bo Li, Ph.D., Durga Udayakumar, Ph.D., and Xiaowei Zhan, Ph.D. Not pictured is Salman Bhai, M.D.

## Circle of Friends Awards Synergy Grants

**The UT Southwestern Circle of Friends** has awarded seven faculty research teams with a 2022 Synergy Grant for Collaborative Research.

The giving organization advances medical discovery and care at UT Southwestern. Throughout the year, members attend events highlighting innovation at UT Southwestern and support research grants for early-career faculty members through their annual membership gifts.

The Synergy Grants support research collaboration between a practicing physician and a basic scientist pursuing projects designed to generate preliminary data in support of future translational research. Each team receives up to \$100,000 for one year of support. This year's recipients include:

**Salman Bhai, M.D., and Zhenyu Zhong, Ph.D.**  
Neurology and Immunology

**Wenxin Zheng, M.D., and Bo Li, Ph.D.**  
Pathology and Lyda Hill  
Department of Bioinformatics

**Xiankai Sun, Ph.D., and Praveen Ramakrishnan, M.D.**  
Radiology and Internal Medicine

**Elizabeth Solow, M.D., and Chieko Mineo, Ph.D.**  
Internal Medicine and Pediatrics

**Julie Mirpuri, M.D., and Xiaowei Zhan, Ph.D.**  
Pediatrics and Population  
& Data Sciences

**Masaki Mizuno, Ph.D., and Wanpen Vongpatanasin, M.D.**  
School of Health Professions,  
Applied Clinical Research, and  
Internal Medicine

**Rachel Leon, M.D., Ph.D., and Durga Udayakumar, Ph.D.**  
Pediatrics and Radiology

## New Gift for Newborns

**The NEuro Wellness in Brains of Infants (NEW-BI) Program** will provide 1,200 fragile babies with life-changing treatments, thanks to the generosity of The Crystal Charity Ball. NEWBI offers vital early interventions targeting the neonatal brains of premature and full-term babies who experience strokes, infections, or unforeseen trauma during delivery.

Funds from The Crystal Charity Ball will expand the Neonatal Neurology Intensive Care Program currently being piloted at Parkland Memorial Hospital to UT Southwestern's William P. Clements Jr. University Hospital, Children's Medical Center, and Texas Health Presbyterian Hospital Dallas. Funds will be used for personnel, equipment, supplies, conferences, and research to expand the Program. Lina Chalak, M.D., Medical Director of the Neuro NICU Program and Professor of Pediatrics and Psychology at UTSW, is grateful that these special services will help vulnerable babies survive and thrive; serve more Dallas County babies with brain injuries, not just preemies; and become a model for improving newborn brain health everywhere.

Since 1952, The Crystal Charity Ball has supported more than 150 children's charities in Dallas County.

The future of medicine, today.

Office of Development and Alumni Relations  
5323 Harry Hines Blvd., Dallas, TX 75390-8519



Kevin Courtney, M.D., Ph.D.

— *The* —  
**HERITAGE  
SOCIETY**

SOUTHWESTERN MEDICAL FOUNDATION  
UT SOUTHWESTERN MEDICAL CENTER

## For the next breakthrough

Pursuing new treatments for prostate cancer, Rick Cook joined The Heritage Society by making a gift from his will to support the promising research of UT Southwestern Associate Professor of Internal Medicine Kevin Courtney, M.D., Ph.D.



Scan to read his story or visit  
[engage.utsouthwestern.edu/cook](https://engage.utsouthwestern.edu/cook)