



# Facilities Management Space Design Guidelines

**Blank Page**

## SPACE DESIGN GUIDELINES

### I. General Information

- A. UT Southwestern Medical Center has created Space Design Guidelines of key spaces for use in planning and design by Architects/Engineers. These documents may be used as a basis of design or guide for typical size, orientation, needs assessments and indicate typical equipment requirements.
- B. These shall be utilized to start the conversation with user groups but do not remove the onus of design, collaboration, or coordination from the A/E.
- C. New spaces will be added, and previous spaces updated over time.

### II. Clinical Exhibits

Audiology Booth	AB1 – AB9
Blood Draw Bay	BD1 – BD6
Blood Draw	B1 – B6
Consult Room	CR1 – CR6
Exam Room	E1 – E6
Exam – Double Sided	EX01 – EX06
Eye Lane	EL1 – EL6
Procedure Room	P1 – P6
Procedure Room with Toilet	PR1 – PR8
Ultrasound / Sonogram	US1 – US8
Nursing Mother's Room	NM1 – NM6
Nursing Mother's Room – Individual	NMI1 – NMI6
POC Lab	POC1 – POC8
Processing Lab	PL1 – PL8
Instrument Processing	IP1 – IP10
Soiled Hold	SH1 – SH6
Utility – Clean and Soiled	U1 – U8
Utility – Clean and Soiled with Pass Through	UP1 – UP8

**III. Research Exhibits**

Rodent Holding – 4 Rack	RH4-1 – RH4-7
Rodent Holding – 6 Rack	RH6-1 – RH6-7
Rodent Procedure – Type A	RPA-1 – RPA-7
Rodent Procedure – Type B	RPB-1 – RPB-7

**DOCUMENT HISTORY**

Issue Date	Description	Editor
06/19/2020	June 19, 2020 Print	MDR
12/30/2020	Q4 2020 Revision, Addition of II. Space Exhibits with 10 new spaces	EV
3/30/2021	Q1 2021 Update, Addition of Eye Lane and Utility – Clean & Soiled	EV
6/30/2021	Q2 2021 Update, Addition of Audiology Booth	EV
03/25/2022	Medical equipment revisions, Addition of Rodent Holding and Rodent Procedure spaces	MR
07/07/2023	Q2 2023 Re-release of Space Design Guidelines	DT
11/16/2023	Q4 2023 Release and updates	EV

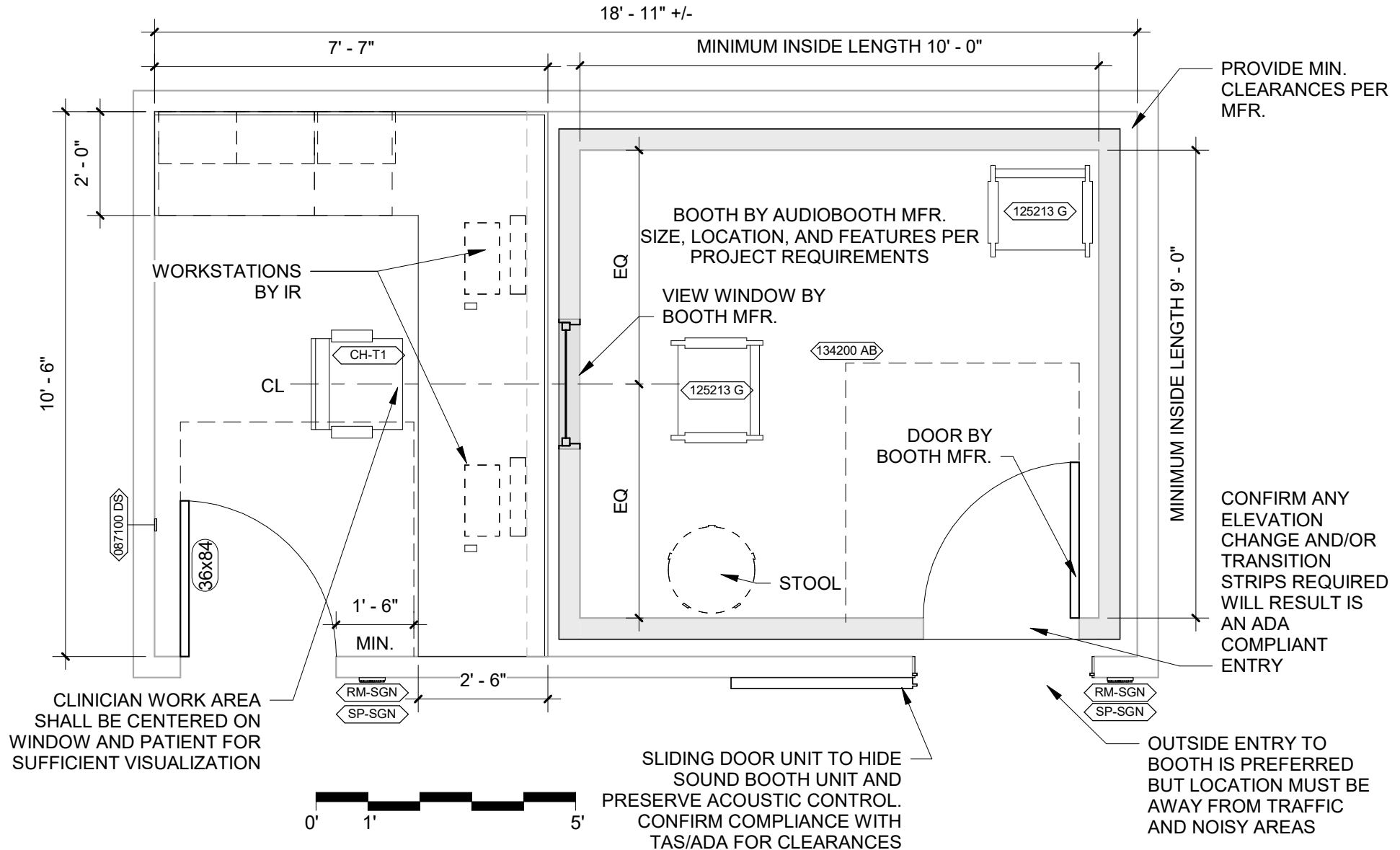
## Space Design Guidelines - Basis of Design

Space: Audiology Booth	Department: Practice Based Clinic	Area: 199 SF
Drawing: Room Isometric	Drawing Scale: NTS	Last Update: 11/16/2023



**Space Design Guidelines - Basis of Design**

Space: Audiology Booth	Department: Practice Based Clinic	Area: 199 SF
Drawing: Floor Plan	Drawing Scale: 3/8" = 1'-0"	Last Update: 11/16/2023



## Space Design Guidelines - Basis of Design

Space: Audiology Booth	Department: Practice Based Clinic	Area: 199 SF
Drawing: Space Notes	Drawing Scale: NTS	Last Update: 11/16/2023

### Plan Space Narrative:

Information provided shall be confirmed with UTSW PM.

Furnish assignments shall be confirmed by the UTSW PM. Entity furnishing paper towel and soap dispensers shall be confirmed per project location and lease requirements.

Dashed equipment is specified per project by UTSW.

Items noted with symbol are shown on the Component Schedule.

Audiology booth BOD is for new construction. Booth model and sizes shall be determined per project requirements and with guidance from UTSW Audiology for determining acoustic criteria. Projects in existing construction shall be designed by AE to include ramping, raised floors and/or structural modification to best align with project goals and provide ADA/TAS compliance. In existing buildings, all utilities shall be verified and coordinated prior to final design of audiology booth.

A/E shall confirm with and receive approval from UTSW Audiology on STC requirements including partition construction, ceiling and slab considerations, adjacencies and location, as well as any shielding considerations. Proposed location shall be away from high traffic and noisy areas. All components of construction shall meet STC requirements to ensure the envelope meets sound booth manufacturer (mfr.) requirements and recommendations.

Coordination of utility requirements, size, location, slab elevation, door size/location, clearances, etc. shall be confirmed per final mfr's requirements. Careful documentation is needed to assist the general contractor and mfr's installer to ensure a coordinated installation and successful project.

Perimeter walls shall be to deck and in compliance with STC requirements including sound seals at penetrations and sound batt insulation within partitions. Doors shall have sound seals, closers, and elements to ensure acoustic envelope protects the quality of the installation.

Fit-out and installation of control area shall be timed after the construction of the audio booth.

Sliding door unit shall provide acoustic control and seals to maintain required envelope. Minimum STC requirement for this door system shall be 34. Confirm for each project. If greater STC value is needed, provide specialty acoustic door to review with UTSW PM and users. Confirm with UTSW Audiology.

### UTSW Special Plan Considerations:

Flooring: Carpet

Base: Rubber Base

Ceiling: 2x2 ACT

Walls: Paint

Casework: Plastic Laminate, extend upper casework to ceiling grid

Countertops: Solid Surface

Blocking (BLKG) by GC shall be coordinated prior to installation.

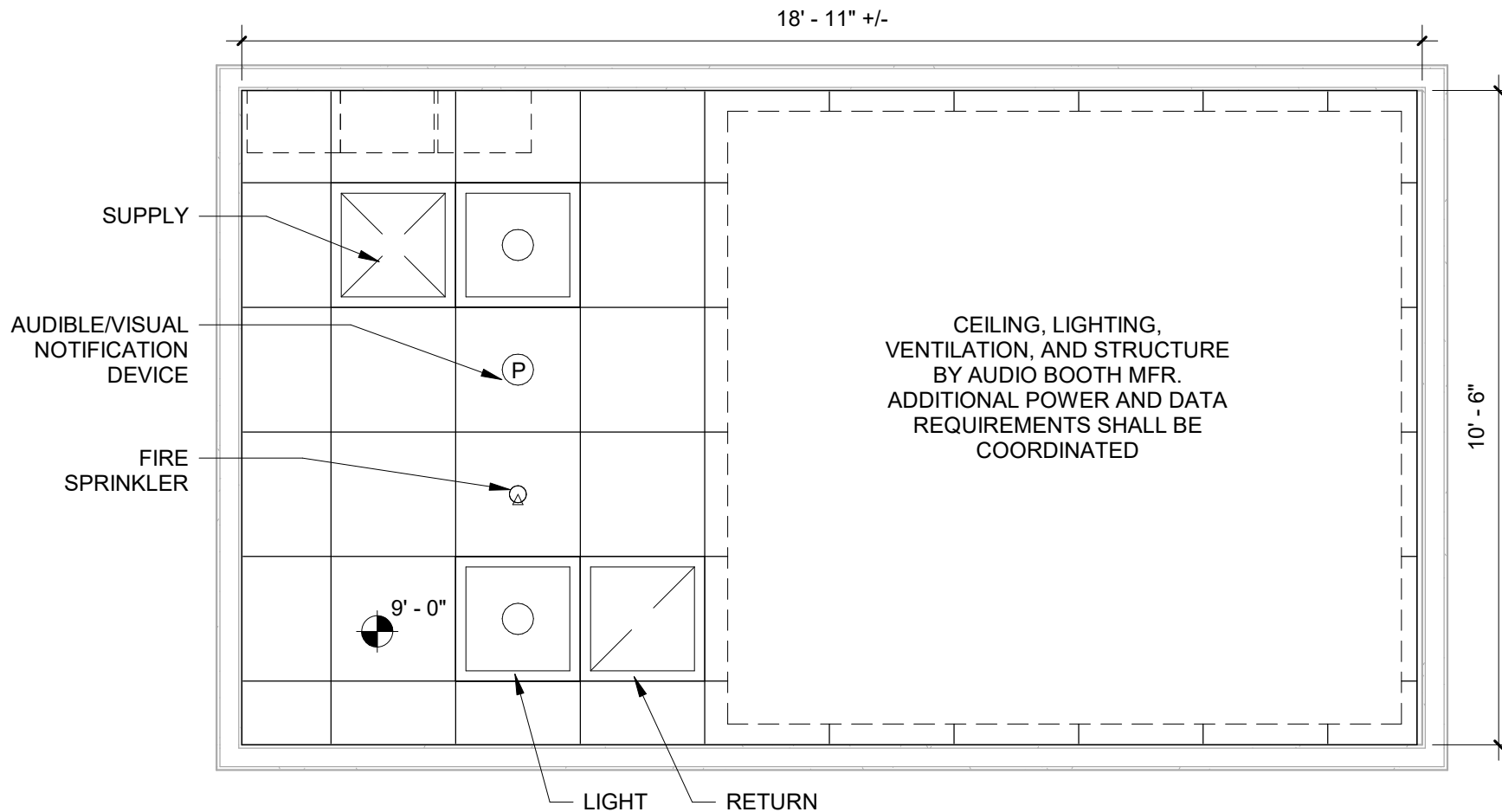
Audiology Booth finishes and elevations to be confirmed with mfr. "Softer" finishes are preferred to hard finishes that increase reverberation.

Junction box, power and utilities to serve audiology booth to be coordinated in design by A/E and provided by GC.

Add painted breakmetal panels to hide any gaps between walls, ceilings, and the audio booth.

**Space Design Guidelines - Basis of Design**

Space: Audiology Booth	Department: Practice Based Clinic	Area: 199 SF
Drawing: Reflected Ceiling Plan	Drawing Scale: 3/8" = 1'-0"	Last Update: 11/16/2023





## Space Design Guidelines - Basis of Design

Space: Audiology Booth	Department: Practice Based Clinic	Area: 199 SF
Drawing: Space Notes - Ceiling	Drawing Scale: NTS	Last Update: 11/16/2023

### RCP Space Narrative:

Fire and life safety elements will be designed and laid out per project requirements.

Typical 2x2 ACT ceiling. Confirm CAC requirements per project.

### UTSW Special RCP Considerations from OSBC:

Refer to UTSW Design Guidelines to confirm light fixture types appropriate per project. Lighting in booth by audiology booth mfr.

Audiobooth shall have knockouts in the ceiling panel(s) for fire sprinkler pipe and fire sprinkler pipe specified. If the booth consists of single wall construction, the knockout would be in the single panel of the ceiling. If the booth utilizes double wall construction, the knockouts would be in both exterior and interior ceiling panels.

If booth manufacturer does not provide knockouts, ensure the booth manufacturer specifies the location of where to drill the hole(s) for fire sprinkler pipe during manufacture of the booth and the location is clearly marked upon delivery to owner.

Request stabilization bracket from the manufacturer for sprinkler pipe to be attached to the booth, if available.

Request a rubber coated pipe sleeve from the manufacturer to isolate sprinkler pipe from the booth, if available. If a pipe sleeve is unavailable, utilize acoustic caulk to seal the exterior booth ceiling penetration. The sprinkler pipe shall be centered in the hole and not touching the booth prior to caulking. The sprinkler pipe shall not be permitted to move in the hole or be permitted to touch the booth after caulk is applied.

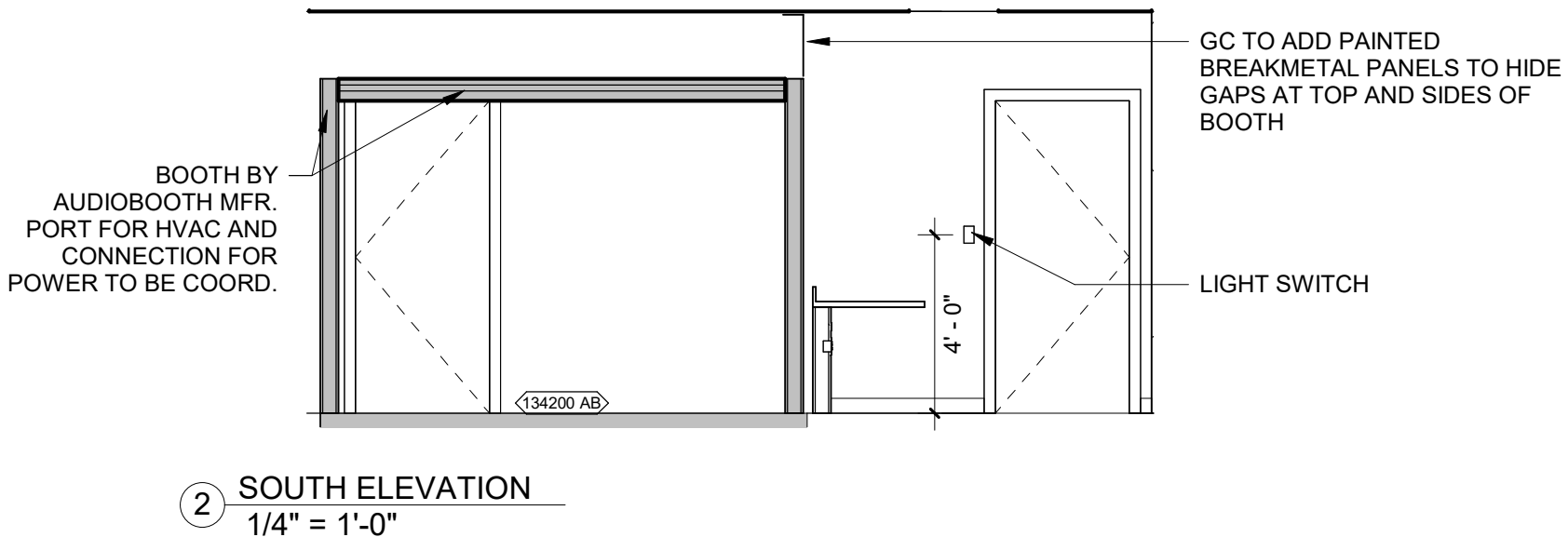
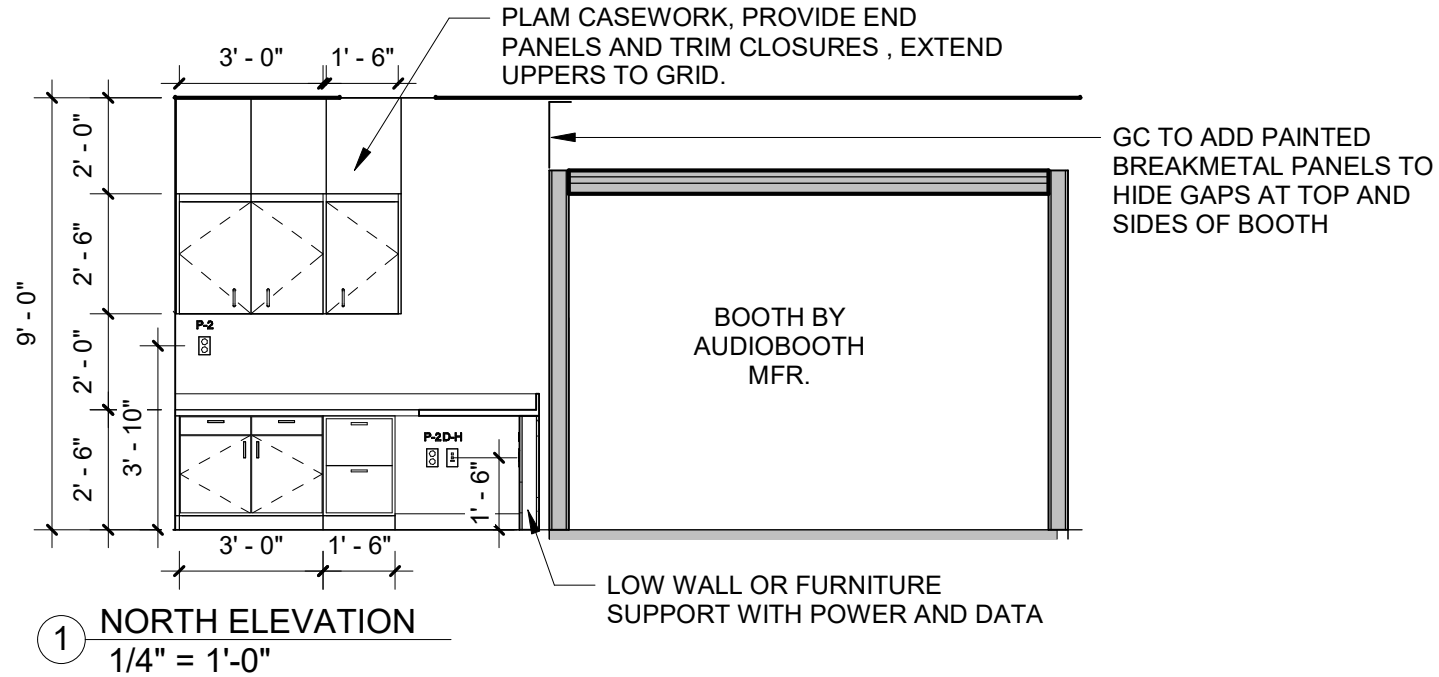
Flexible fire sprinkler pipe shall be required at the entry penetration to the booth. The mounting bracket (provided from sprinkler pipe manufacturer if unavailable from booth manufacturer) shall be utilized to allow the pipe to move with the booth ensuring physical and acoustic isolation.

A concealed fire sprinkler head shall be utilized.

For auditory brainstem response (ABR) testing or electroencephalogram (EEG) testing, non-ferrous fire sprinkler pipe shall be utilized to minimize radio frequency disturbance, similar to MRI suites. However, for audiometry, ferrous fire sprinkler pipe shall be permitted as radio frequency disturbance is not an issue.

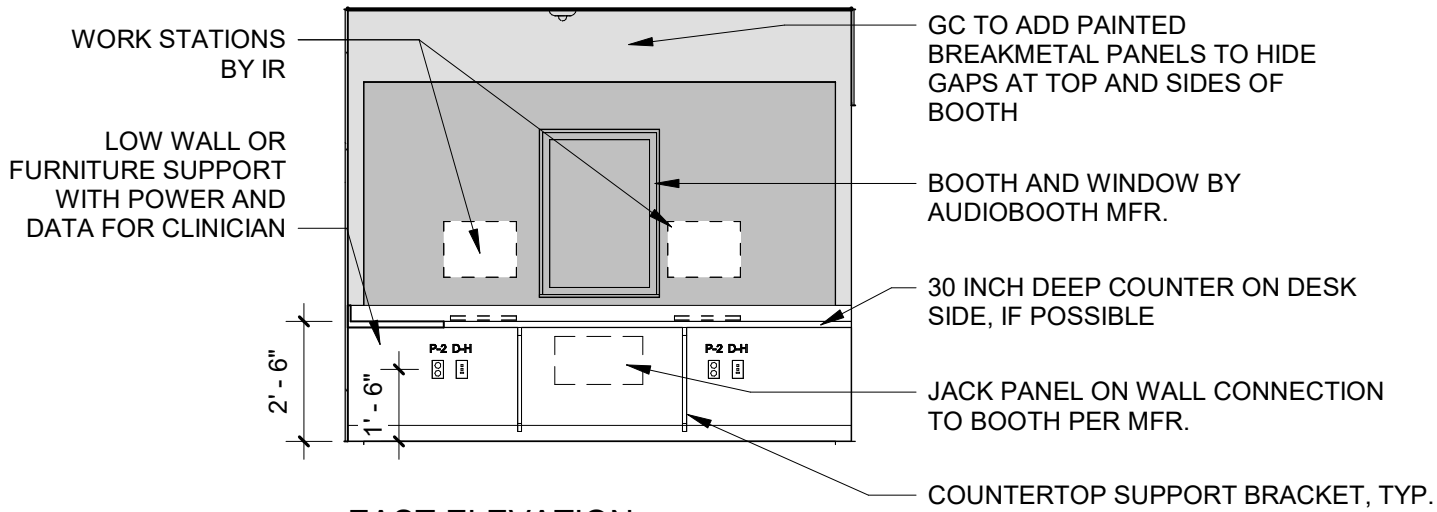
**Space Design Guidelines - Basis of Design**

Space: Audiology Booth	Department: Practice Based Clinic	Area: 199 SF
Drawing: Elevations	Drawing Scale: 1/4" = 1'-0"	Last Update: 11/16/2023

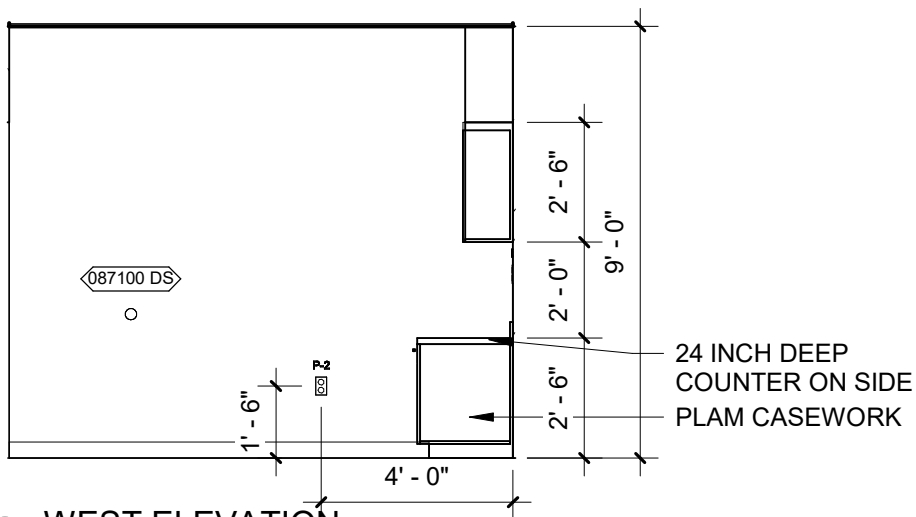


**Space Design Guidelines - Basis of Design**

Space: Audiology Booth	Department: Practice Based Clinic	Area: 199 SF
Drawing: Elevations	Drawing Scale: 1/4" = 1'-0"	Last Update: 11/16/2023



1 EAST ELEVATION  
 1/4" = 1'-0"



2 WEST ELEVATION  
 1/4" = 1'-0"

**Space Design Guidelines - Basis of Design**

Space: Audiology Booth	Department: Practice Based Clinic	Area: 199 SF
Drawing: Component Schedule	Drawing Scale: NTS	Last Update: 11/16/2023

UTSW ID	Product / Manuf / Item	Qty	LF	Utilities								Furnish	Comments	
				1	2	3	4	5	6	7	8			
087100 DS	Door Stop	1		-	-	-	-	-	-	-	-	-	CFCI	Install blocking.
125213 G	Guest Chair, Side With Arms	2		-	-	-	-	-	-	-	-	-	OFOI	Second guest chair if space permits.
134200 AB	Audiobooth - manufactured unit	1		-	Y	-	-	-	-	-	Y	Y	OFVI	Manufactured booth shall include finishes, view window, access door, and MEP components required for operation. Unit will connect to building utility infracture connections that will be provided by GC. A/E, GC, and Mfr. shall coordinate requirements prior to installation.
CH-T1	Chair, Task With Arms	1		-	-	-	-	-	-	-	-	-	OFOI	
RM-SGN	Room Sign, Per Standards	2		-	-	-	-	-	-	-	-	-	OFOI	Location confirmed by UTSW PM and UTSW sign shop
SP-SGN	Specialty Sign, Per Standards	2		-	-	-	-	-	-	-	-	-	CFCI	"In use / Vacant" - Location and wording to be confirmed by UTSW PM and UTSW sign shop

**Utilities Key**

- |                                     |                                  |
|-------------------------------------|----------------------------------|
| 1. Water / Drain - 1 sink and drain | 5. Non MedGas                    |
| 2. Electricity - Standard power     | 6. Vacuum                        |
| 3. MedGas                           | 7. Data - Data and clinical data |
| 4. Misc Gas                         | 8. Misc.                         |

**Furnish Key**

- OFOI - Owner Furnished, Owner Installed  
 OFVI - Owner Furnished, Vendor Installed  
 OFCI - Owner Furnished, Contractor Installed  
 CFCI - Contractor Furnished, Contractor Installed

## Space Design Guidelines - Basis of Design

Space: Audiology Booth	Department: Practice Based Clinic	Area: 199 SF
Drawing: Data/Power Schedule	Drawing Scale: NTS	Last Update: 11/16/2023

### Electrical Fixtures

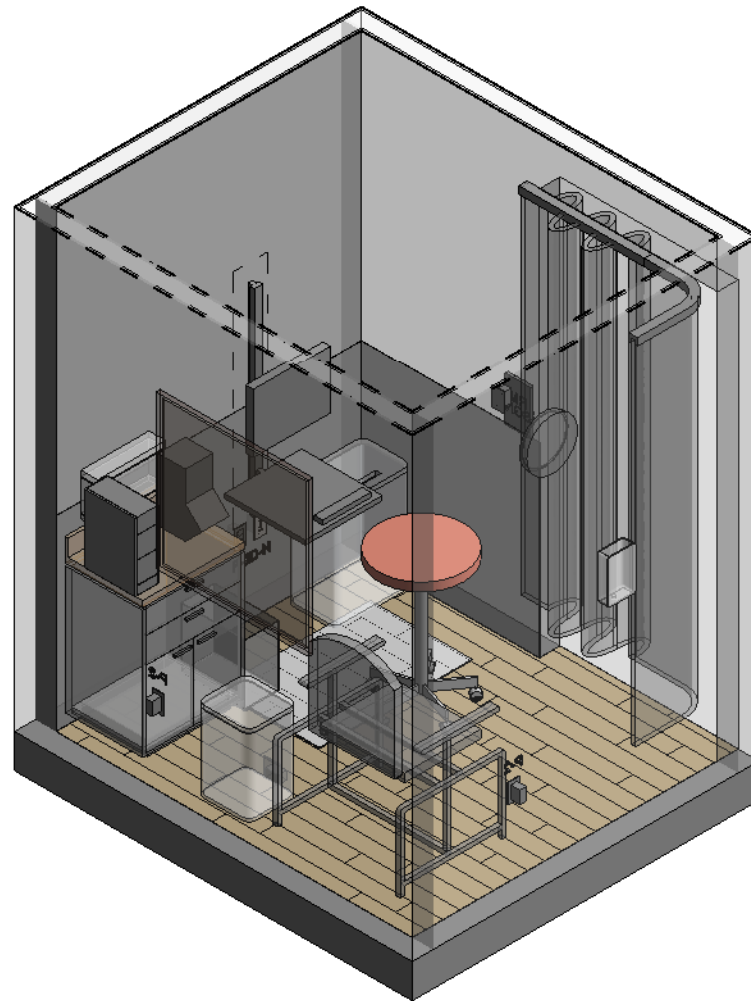
USTW ID	Item	Qty.
P-2	Power - Duplex - 120 V	5

### Data Fixtures

ID	Nomenclature	Qty
Data-H	Healthcare data	3

## Space Design Guidelines - Basis of Design

Space: Blood Draw Bay	Department: Practice Based Clinic	Area: 42 SF
Drawing: Room Isometric	Drawing Scale: NTS	Last Update: 11/16/2023



## Space Design Guidelines - Basis of Design

Space: Blood Draw Bay	Department: Practice Based Clinic	Area: 42 SF
Drawing: Floor Plan	Drawing Scale: 3/8" = 1'-0"	Last Update: 11/16/2023

### Space Narrative:

Information provided shall be confirmed with UTSW PM.

Furnish assignments shall be confirmed by the UTSW PM. Entity furnishing paper towel and soap dispensers shall be confirmed per project location and lease requirements.

Dashed equipment is specified per project by UTSW

Items noted with symbol are shown on the Component Schedule

### UTSW Special Considerations:

Flooring: LVT

Base: Rubber Base

Ceiling: 2x2 ACT

Walls: Paint and FRP Wainscot

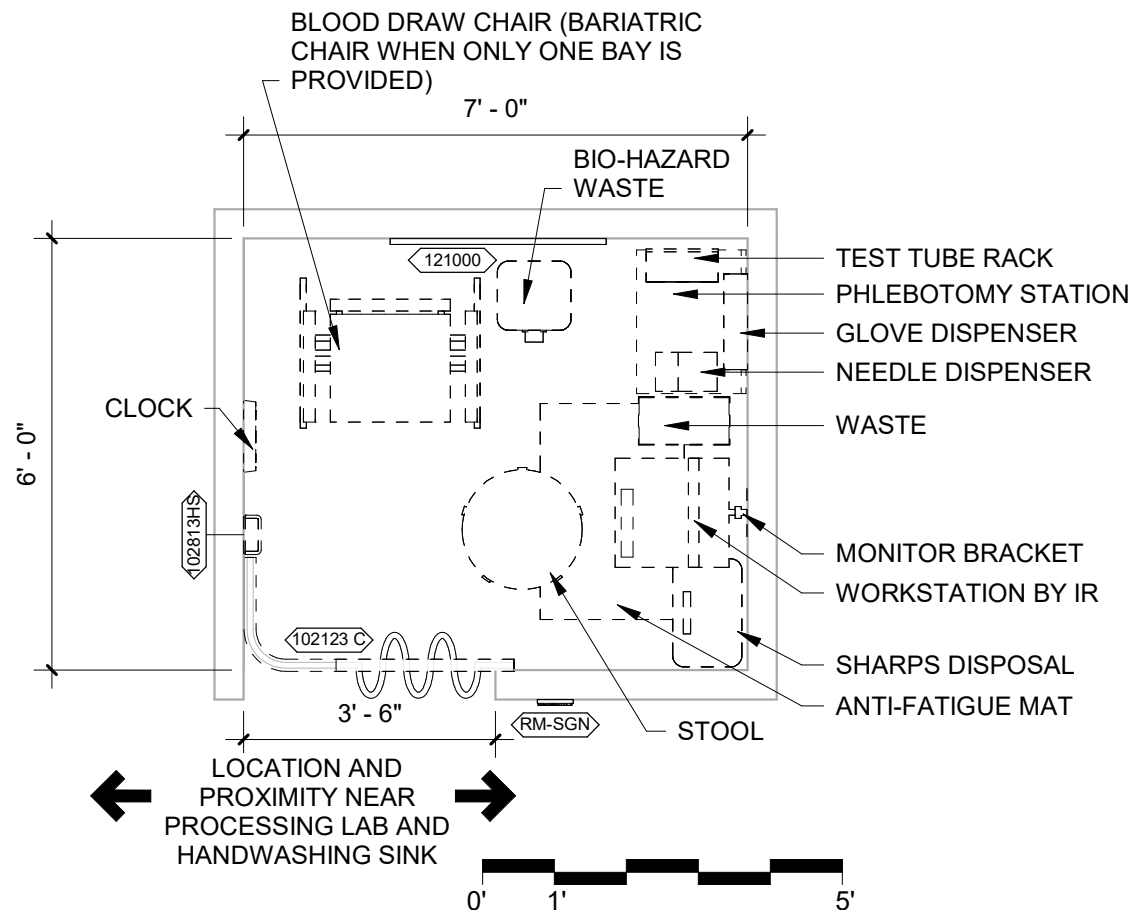
Cabinets: None

Countertops: None

Blocking (BLKG) by GC shall be coordinated prior to installation.

GC shall run conduit from the Data-H to Data-U for vitals connection to Epic at workstation, if present.

Phlebotomy station is a UTSW purchased item in lieu of GC purchased casework.

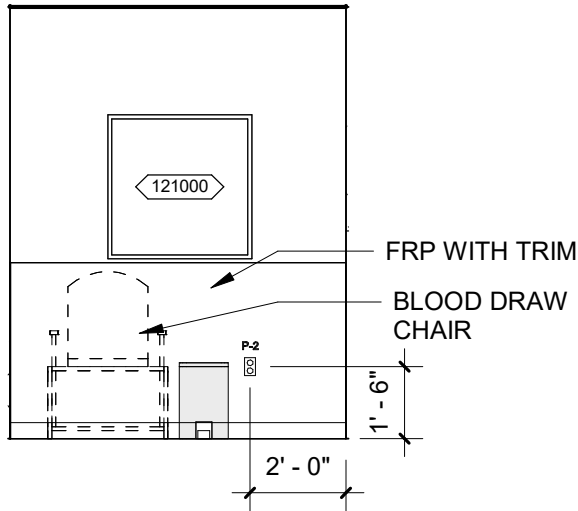




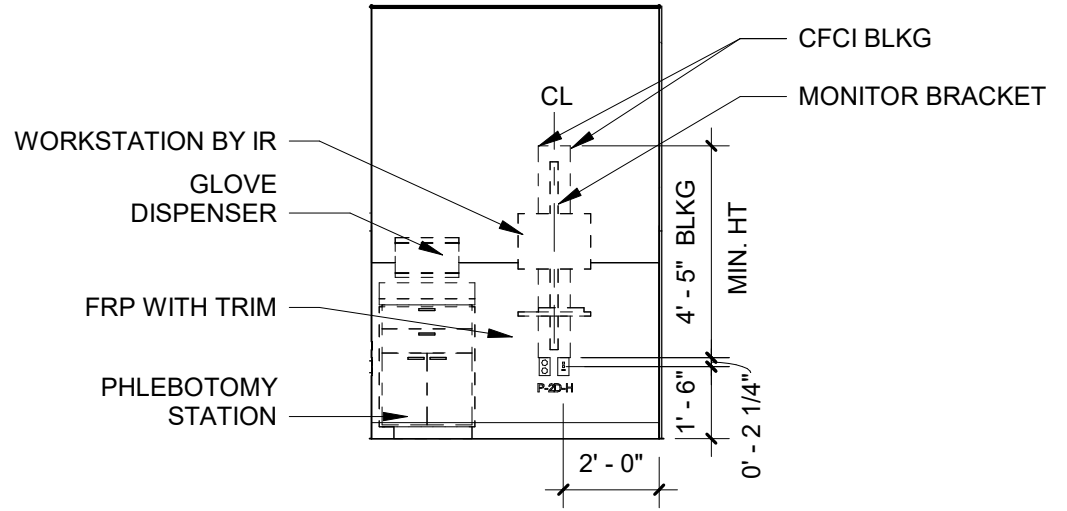


**Space Design Guidelines - Basis of Design**

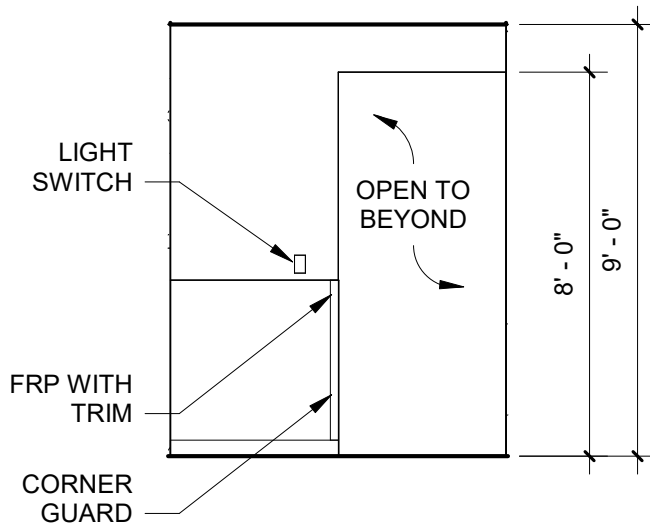
Space: Blood Draw Bay	Department: Practice Based Clinic	Area: 42 SF
Drawing: Elevations	Drawing Scale: 1/4" = 1'-0"	Last Update: 11/16/2023



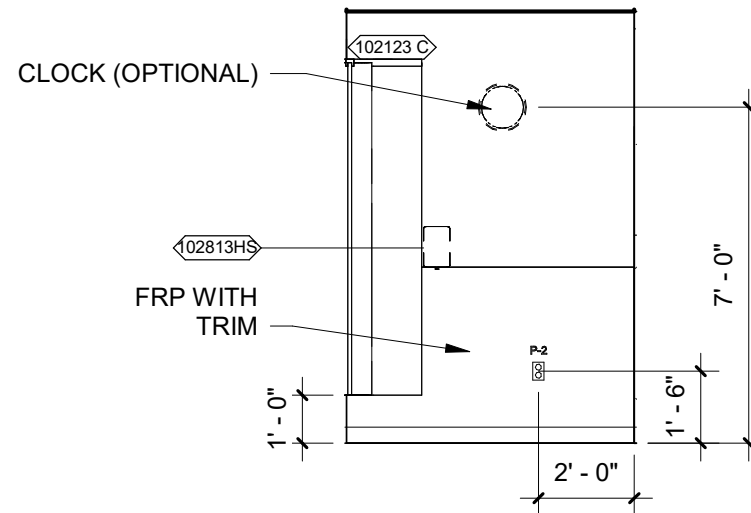
① NORTH ELEVATION  
 1/4" = 1'-0"



② EAST ELEVATION  
 1/4" = 1'-0"



③ SOUTH ELEVATION  
 1/4" = 1'-0"



④ WEST ELEVATION  
 1/4" = 1'-0"

## Space Design Guidelines - Basis of Design

Space: Blood Draw Bay	Department: Practice Based Clinic	Area: 42 SF
Drawing: Component Schedule	Drawing Scale: NTS	Last Update: 11/16/2023

UTSW ID	Product / Manuf / Item	Qty	LF	Utilities								Furnish	Comments	
				1	2	3	4	5	6	7	8			
102123 C	Curved Track, Surface Mounted, With Curtain	1	5	-	-	-	-	-	-	-	-	-	CFCI	IA specifies curtain look/finish
102813HS	Dispenser, Hand Sanitizer, Wall Mtd.	1		-	-	-	-	-	-	-	-	-	CFCI	*Confirm per contract/lease requirements
121000	Artwork, Decorative, With Frame	1		-	-	-	-	-	-	-	-	-	OFOI	
IR	Track and Bracket, Humanscale V647	1		-	-	-	-	-	-	-	-	-	OFVI	Install blocking behind track starting at least 4" above and below. Locate bottom of track 1" above top of low faceplate.
RM-SGN	Room Sign, Per Standards	1		-	-	-	-	-	-	-	-	-	CFCI	Location confirmed by UTSW PM and UTSW sign shop

### Utilities Key

- |                                     |                                  |
|-------------------------------------|----------------------------------|
| 1. Water / Drain - 1 sink and drain | 5. Non MedGas                    |
| 2. Electricity - Standard power     | 6. Vacuum                        |
| 3. MedGas                           | 7. Data - Data and clinical data |
| 4. Misc Gas                         | 8. Misc.                         |

### Furnish Key

- OFOI - Owner Furnished, Owner Installed  
 OFVI - Owner Furnished, Vendor Installed  
 OFCI - Owner Furnished, Contractor Installed  
 CFCI - Contractor Furnished, Contractor Installed

## Space Design Guidelines - Basis of Design

Space: Blood Draw Bay	Department: Practice Based Clinic	Area: 42 SF
Drawing: Data/Power Schedule	Drawing Scale: NTS	Last Update: 11/16/2023

### Electrical Fixtures

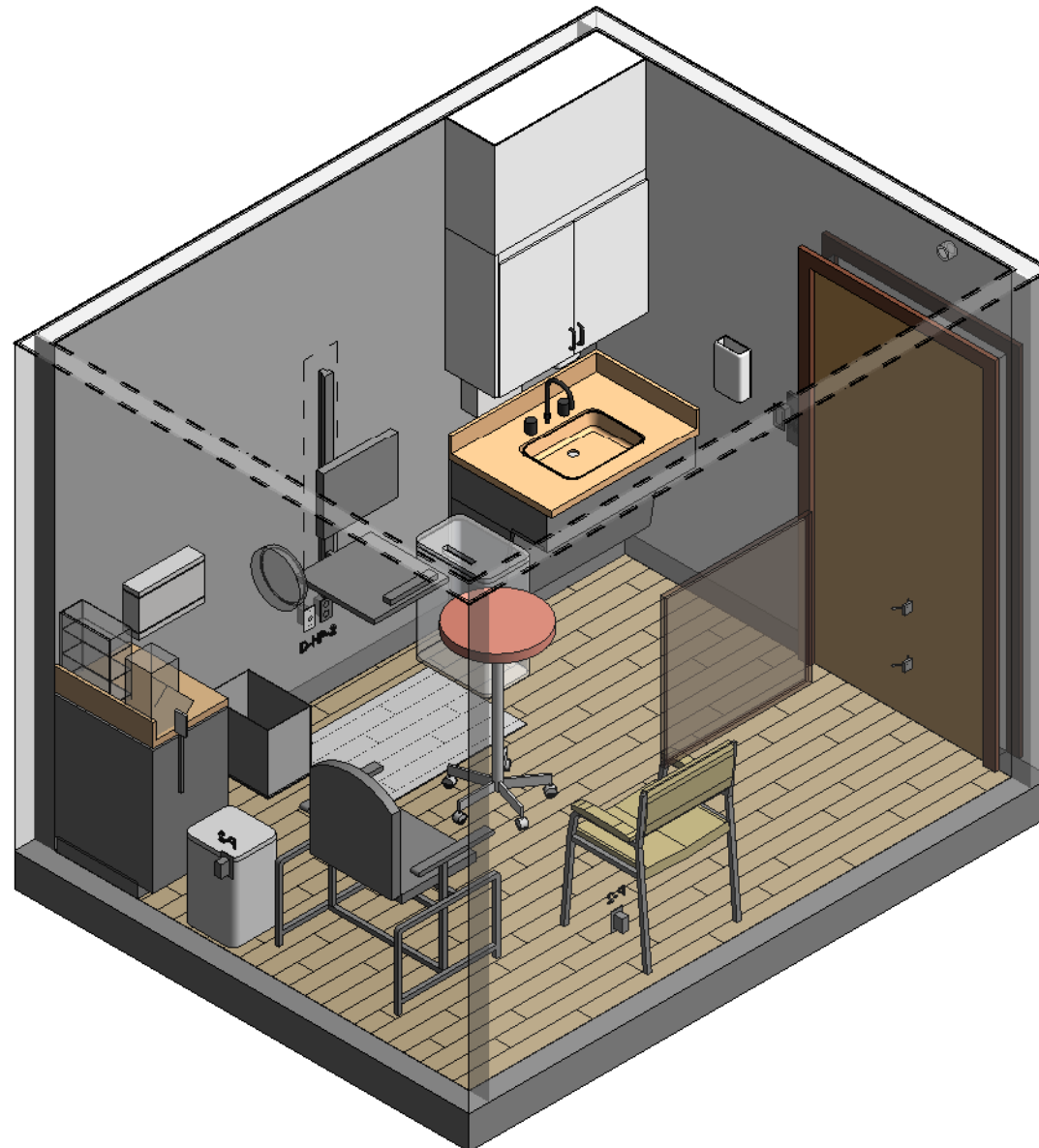
USTW ID	Item	Qty.
P-2	Power - Duplex - 120 V	3

### Data Fixtures

UTSW ID	Item	Qty
D-H	Data - Qty 2, USB - Qty 1	1

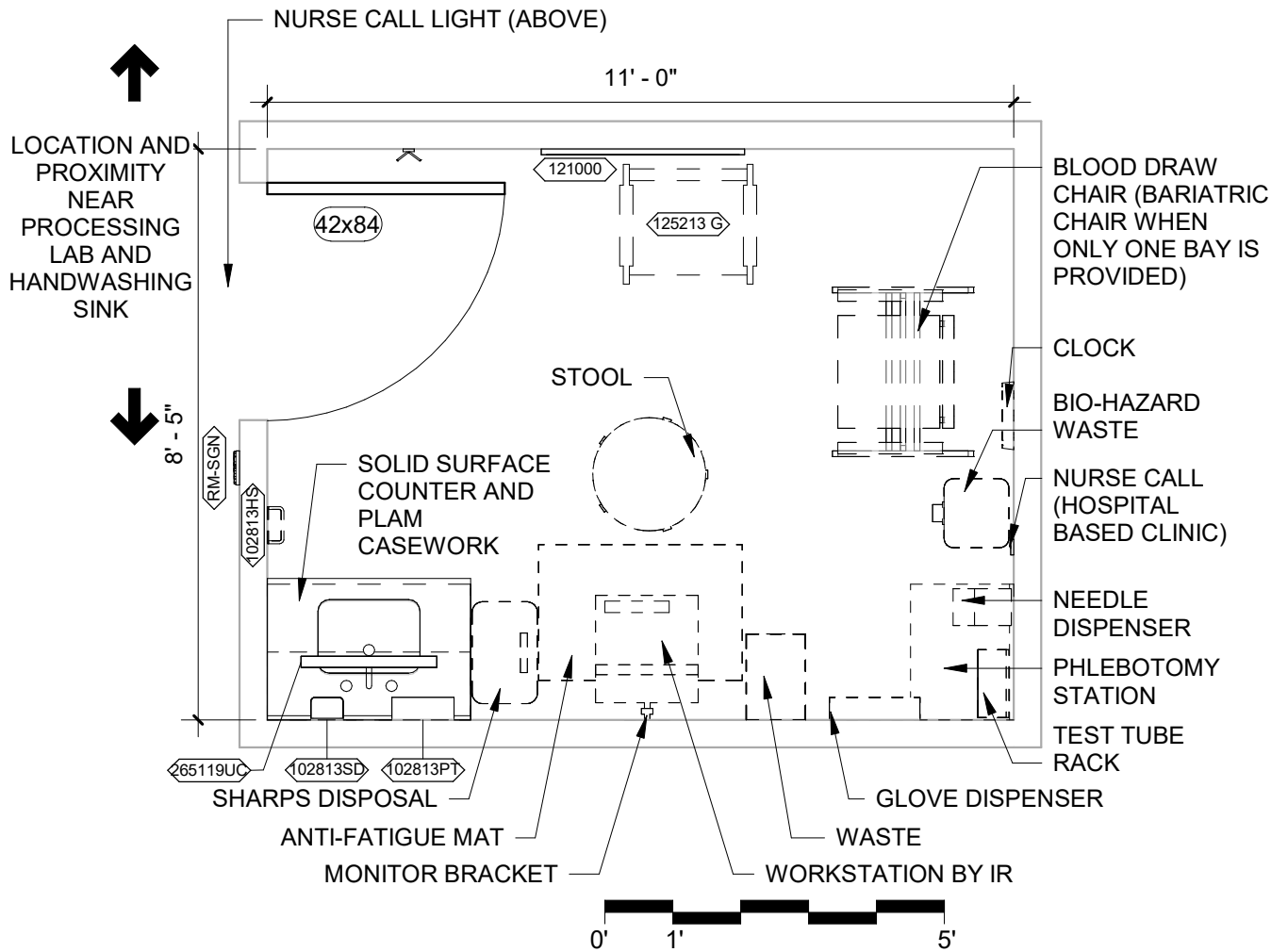
## Space Design Guidelines - Basis of Design

Space:	Blood Draw Room	Department:	Practice Based Clinic	Area:	85 SF
Drawing:	Room Isometric	Drawing Scale:	NTS	Last Update:	11/16/2023



**Space Design Guidelines - Basis of Design**

Space: Blood Draw Room	Department: Practice Based Clinic	Area: 85 SF
Drawing: Floor Plan	Drawing Scale: 3/8" = 1'-0"	Last Update: 11/16/2023



**Space Narrative:**

Information provided shall be confirmed with UTSW PM.

Furnish assignments shall be confirmed by the UTSW PM. Entity furnishing paper towel and soap dispensers shall be confirmed per project location and lease requirements.

Dashed equipment is specified per project by UTSW

Items noted with symbol are shown on the Component Schedule

**UTSW Special Considerations:**

Flooring: LVT

Base: Rubber Base

Ceiling: 2x2 ACT

Walls: Paint

Casework: Plastic Laminate, extend upper casework to ceiling grid

Countertops: Solid Surface

Blocking (BLKG) by GC shall be coordinated prior to installation.

GC shall run conduit from the Data-H to Data-U for vitals connection to Epic at workstation, if present.

Phlebotomy station is a UTSW purchased item in lieu of GC purchased casework.

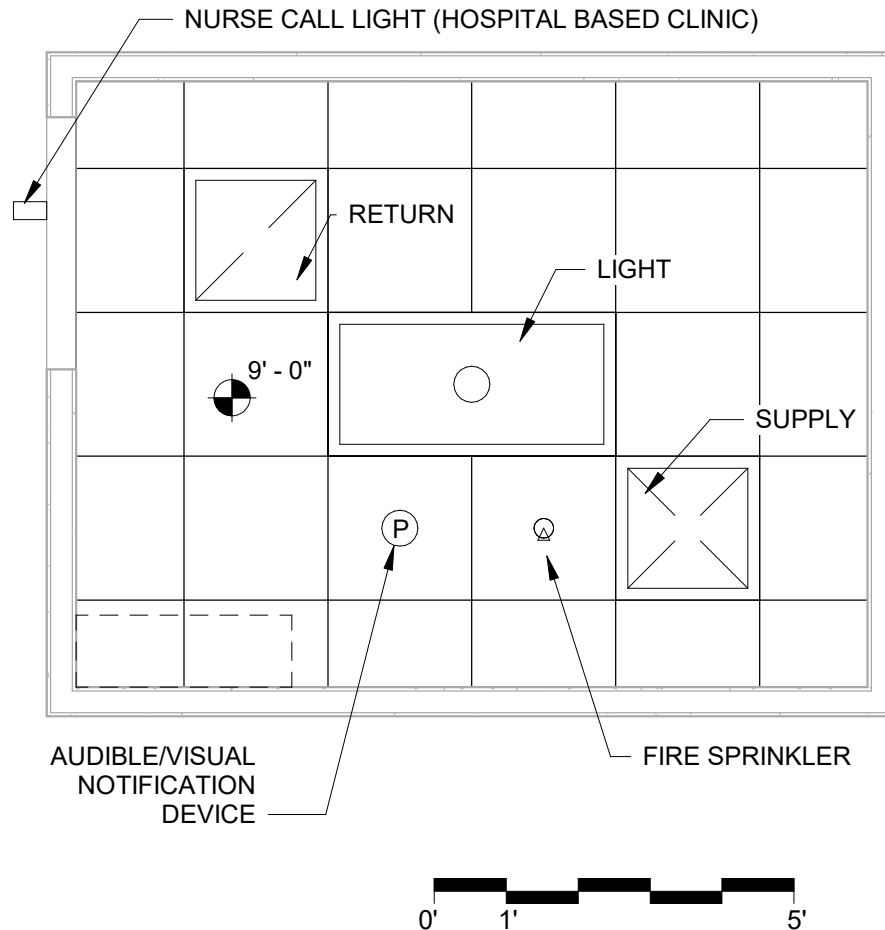
**Space Design Guidelines - Basis of Design**

Space: Blood Draw Room	Department: Practice Based Clinic	Area: 85 SF
Drawing: Reflected Ceiling Plan	Drawing Scale: 3/8" = 1'-0"	Last Update: 11/16/2023

Space Narrative:

Fire and life safety elements will be designed and laid out per project requirements.

Typical 2x2 ACT ceiling.

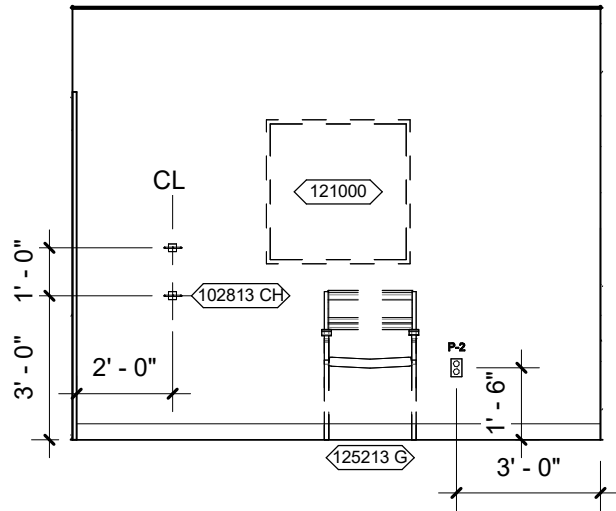


UTSW Special Considerations:

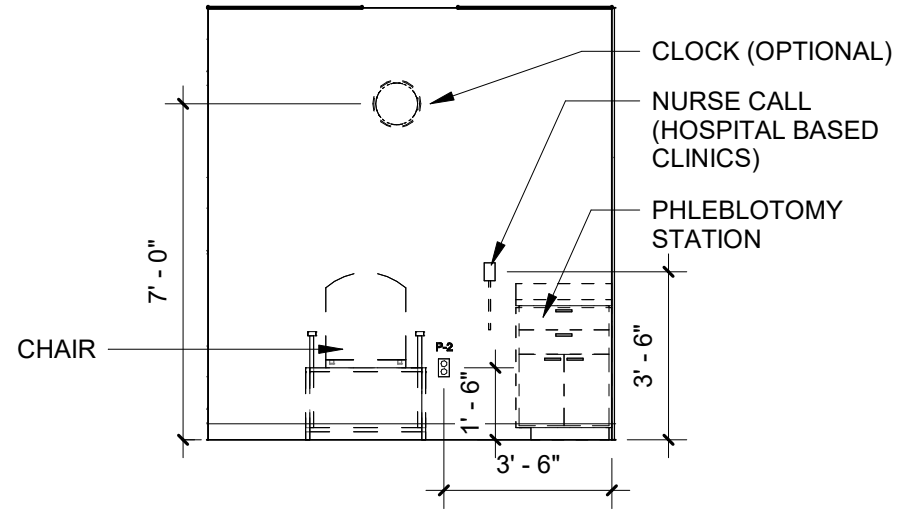
Refer to UTSW Design Guidelines to confirm light fixture types appropriate per project.

**Space Design Guidelines - Basis of Design**

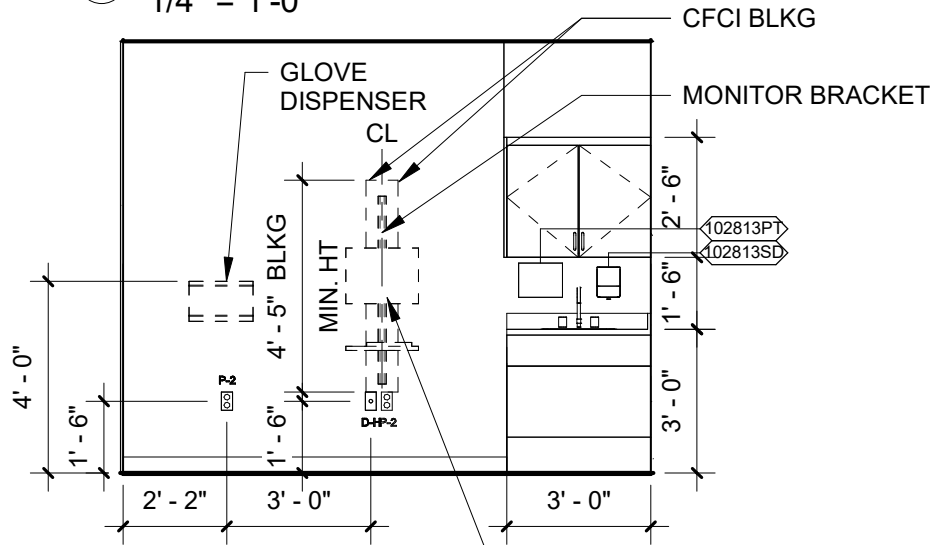
Space: Blood Draw Room	Department: Practice Based Clinic	Area: 85 SF
Drawing: Elevations	Drawing Scale: 1/4" = 1'-0"	Last Update: 11/16/2023



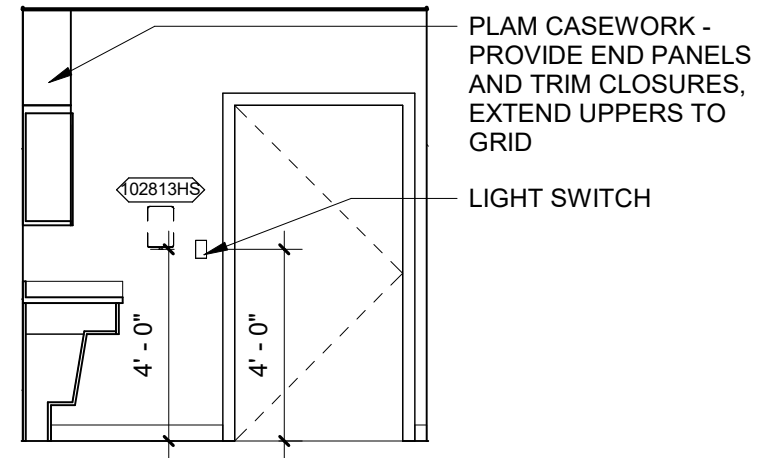
1 NORTH ELEVATION  
 1/4" = 1'-0"



2 EAST ELEVATION  
 1/4" = 1'-0"



3 SOUTH ELEVATION  
 1/4" = 1'-0"



4 WEST ELEVATION  
 1/4" = 1'-0"

## Space Design Guidelines - Basis of Design

Space: Blood Draw Room	Department: Practice Based Clinic	Area: 85 SF
Drawing: Component Schedule	Drawing Scale: NTS	Last Update: 11/16/2023

UTSW ID	Product / Manuf / Item	Qty	LF	Utilities								Furnish	Comments	
				1	2	3	4	5	6	7	8			
102813 CH	Hook, Garment, Double, SS, Surface Mounted	2		-	-	-	-	-	-	-	-	-	CFCI	
102813HS	Dispenser, Hand Sanitizer, Wall Mtd.	1		-	-	-	-	-	-	-	-	-	CFCI	*Confirm per contract/lease requirements
102813PT	Dispenser, Paper Towel, SS, Surface Mounted	1		-	-	-	-	-	-	-	-	-	CFCI	*Confirm per contract/lease requirements
102813SD	Dispenser, Soap, Disposable	1		-	-	-	-	-	-	-	-	-	CFCI	*Confirm per contract/lease requirements
121000	Artwork, Decorative, With Frame	1		-	-	-	-	-	-	-	-	-	OFOI	
125213 G	Guest Chair, Side With Arms	1		-	-	-	-	-	-	-	-	-	OFOI	
224216 L	Sink, bottom mount, solid surface	1		Y	-	-	-	-	-	-	-	-	CFCI	
265119UC	Under cabinet lights, LED	1		-	Y	-	-	-	-	-	-	-	CFCI	
IR	Track and Bracket, Humanscale V647	1		-	-	-	-	-	-	-	-	-	OFOI	Install blocking behind track starting at least 4" above and below. Locate bottom of track 1" above top of low faceplate.
RM-SGN	Room Sign, Per Standards	1		-	-	-	-	-	-	-	-	-	CFCI	Location confirmed by UTSW PM and UTSW sign shop
RNCALL	Nurse Call Button	1		-	Y	-	-	-	-	-	-	Y	CFCI	*Hospital based only. Includes light fixture in hallway.

### Key

- |                                     |                                  |
|-------------------------------------|----------------------------------|
| 1. Water / Drain - 1 sink and drain | 5. Non MedGas                    |
| 2. Electricity - Standard power     | 6. Vacuum                        |
| 3. MedGas                           | 7. Data - Data and clinical data |
| 4. Misc Gas                         | 8. Misc.                         |

### Furnish Key

- OFOI - Owner Furnished, Owner Installed  
 OFVI - Owner Furnished, Vendor Installed  
 OFCI - Owner Furnished, Contractor Installed  
 CFCI - Contractor Furnished, Contractor Installed



**Space Design Guidelines - Basis of Design**

Space: Blood Draw Room	Department: Practice Based Clinic	Area: 85 SF
Drawing: Data/Power Schedule	Drawing Scale: NTS	Last Update: 11/16/2023

**Electrical Fixtures**

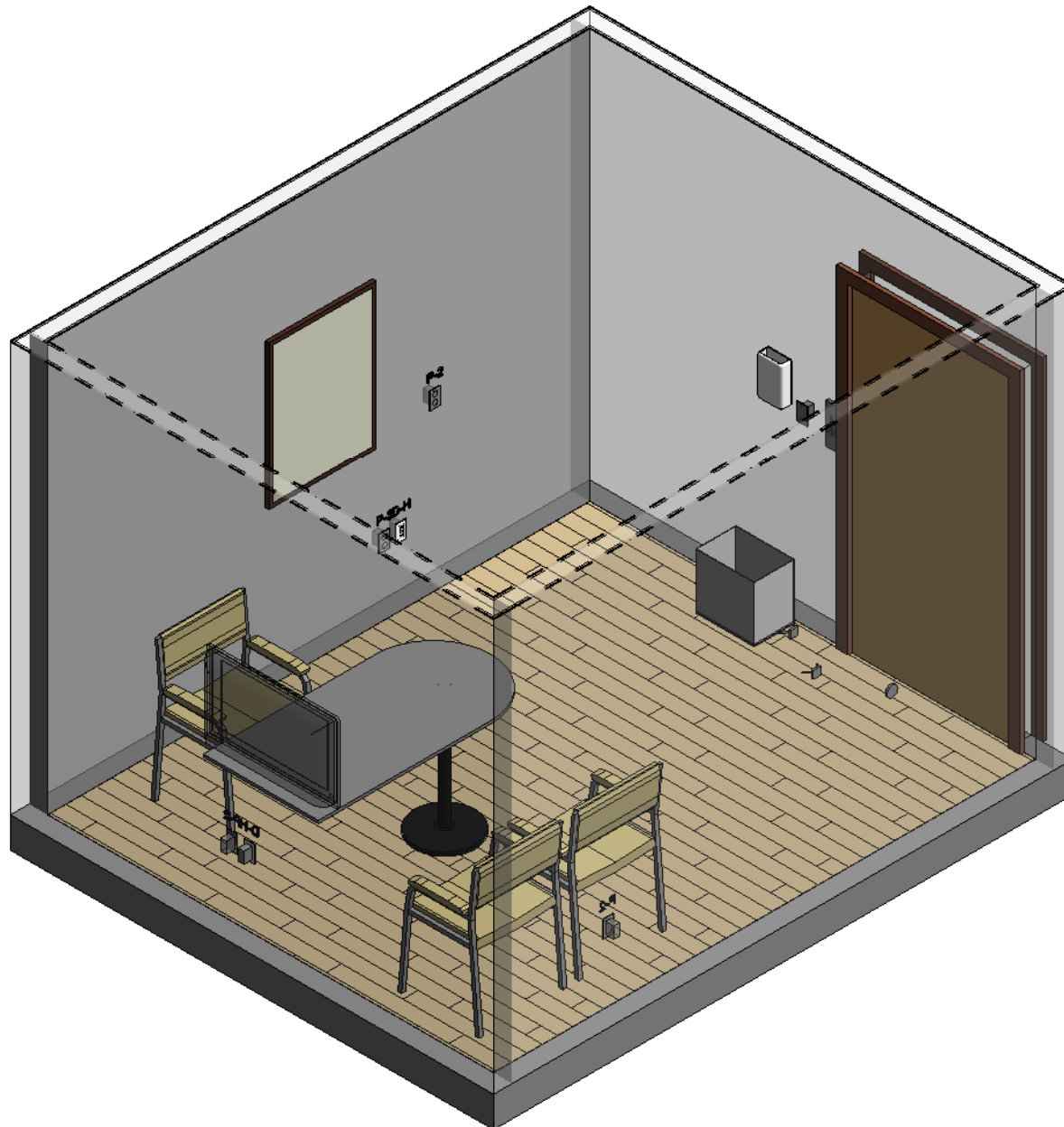
<b>USTW ID</b>	<b>Item</b>	<b>Qty.</b>
P-2	Power - Duplex - 120 V	4

**Data Fixtures**

<b>UTSW ID</b>	<b>Item</b>	<b>Qty</b>
D-H	Healthcare data	1

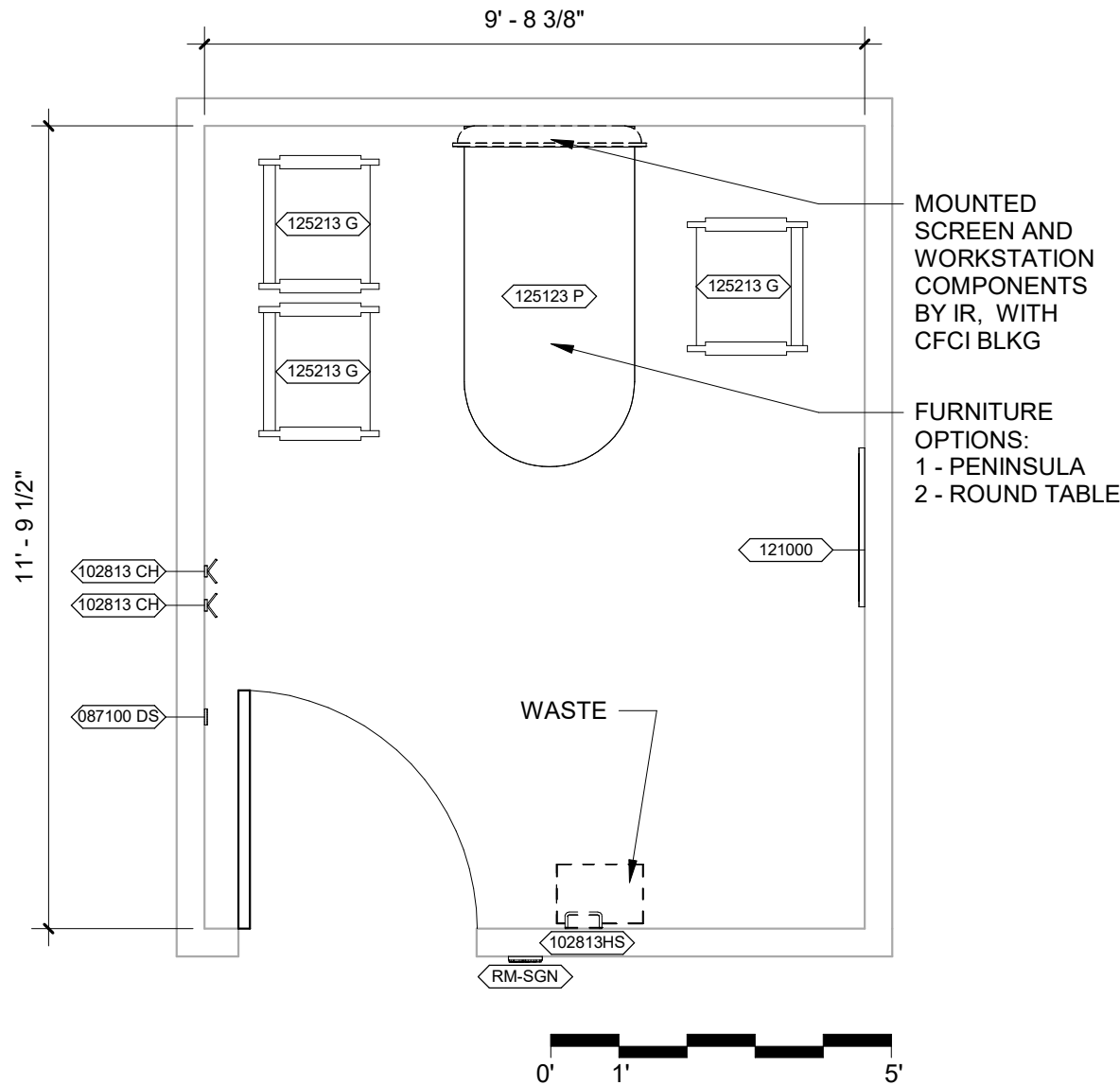
## Space Design Guidelines - Basis of Design

Space: Consult Room	Department: Practice Based Clinic	Area: 115 SF
Drawing: Room Isometric	Drawing Scale: NTS	Last Update: 11/16/2023



**Space Design Guidelines - Basis of Design**

Space: Consult Room	Department: Practice Based Clinic	Area: 115 SF
Drawing: Floor Plan	Drawing Scale: 3/8" = 1'-0"	Last Update: 11/16/2023



**Space Narrative:**

Information provided shall be confirmed with UTSW PM.

Furnish assignments shall be confirmed by the UTSW PM. Entity furnishing paper towel and soap dispensers shall be confirmed per project location and lease requirements.

Dashed equipment is specified per project by UTSW

Items noted with symbol are shown on the Component Schedule

Consult room size is based off of standard exam room module.

**UTSW Special Considerations:**

Flooring: LVT

Base: Rubber Base

Ceiling: 2x2 ACT

Walls: Paint

Casework: Plastic Laminate, extend upper casework to ceiling grid

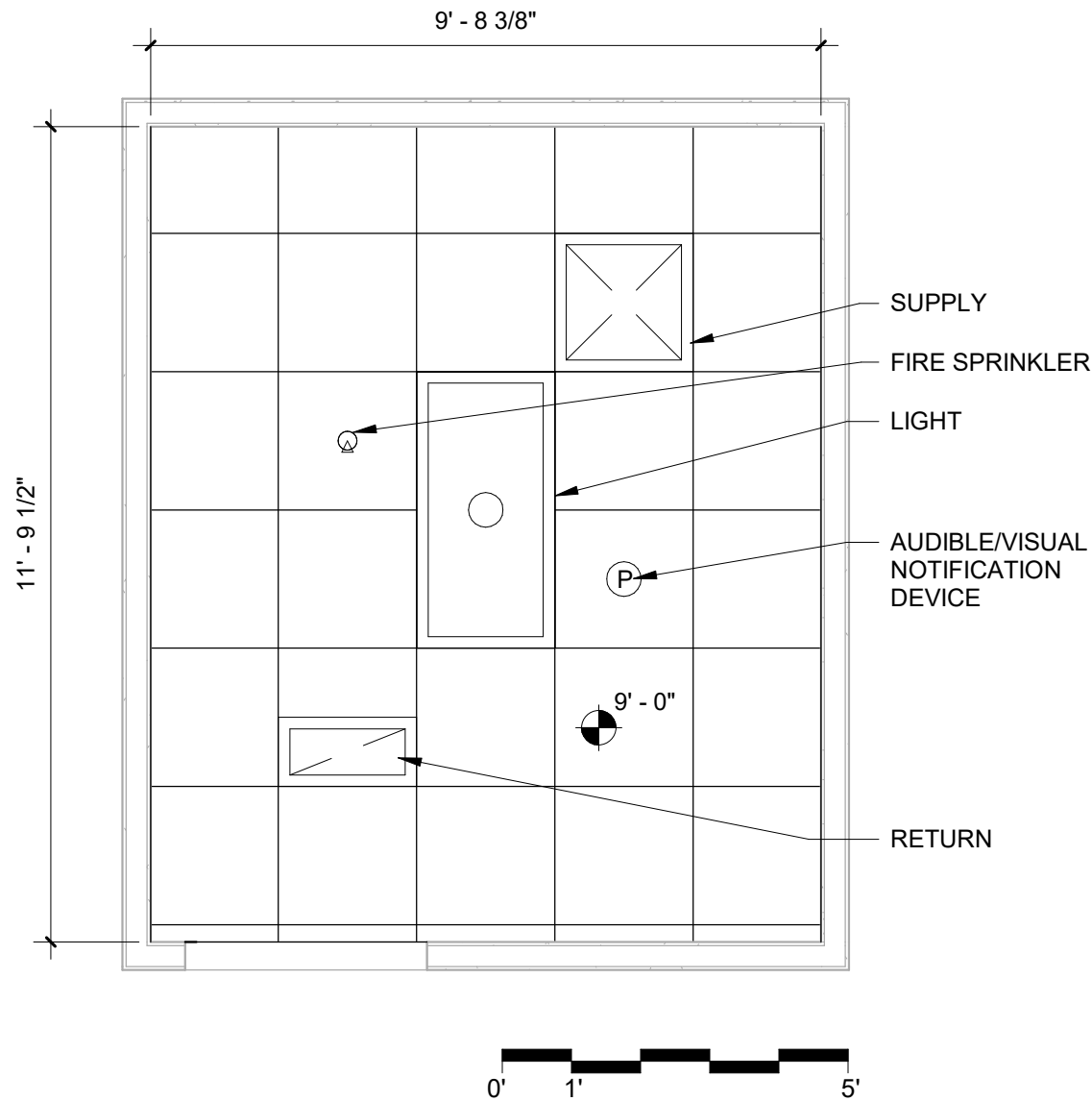
Countertops: Solid Surface

Blocking (BLKG) by GC shall be coordinated prior to installation.

GC shall run conduit from the Data-H to Data-U for vitals connection to Epic at workstation, if present.

## Space Design Guidelines - Basis of Design

Space: Consult Room	Department: Practice Based Clinic	Area: 115 SF
Drawing: Reflected Ceiling Plan	Drawing Scale: 3/8" = 1'-0"	Last Update: 11/16/2023



### Space Narrative:

Fire and life safety elements will be designed and laid out per project requirements.

Typical 2x2 ACT ceiling.

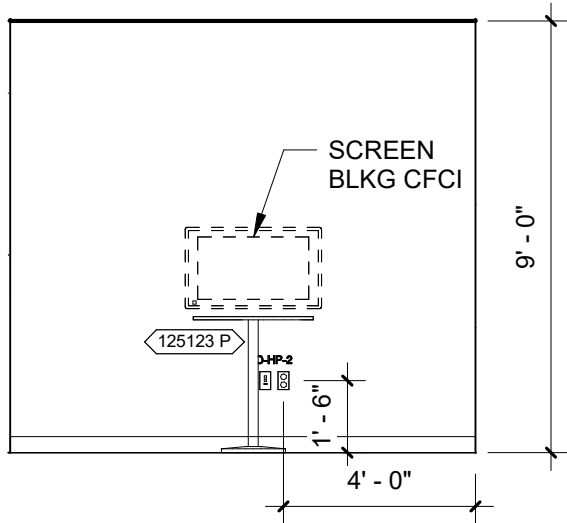
### UTSW Special Considerations:

Refer to UTSW Design Guidelines to confirm light fixture types appropriate per project.

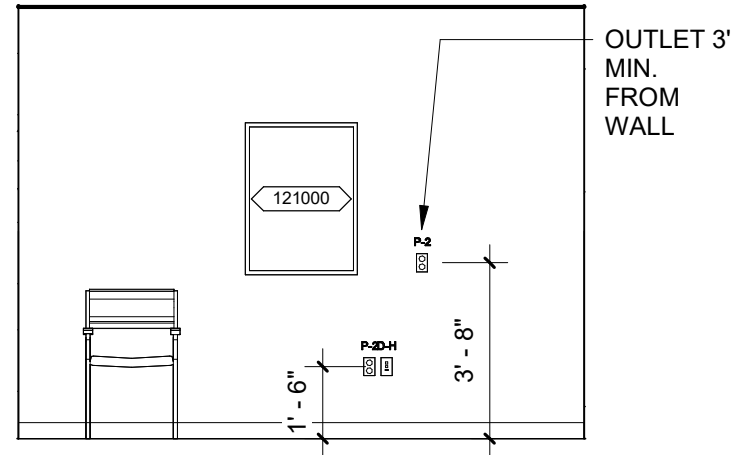
Room light fixtures must be dimmable.

**Space Design Guidelines - Basis of Design**

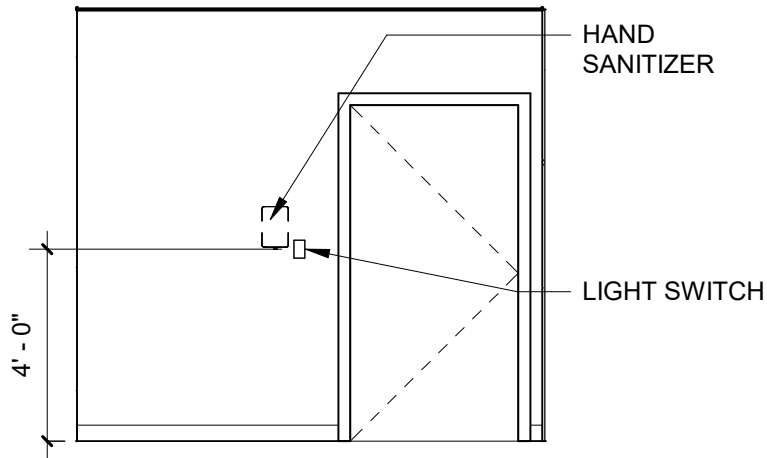
Space: Consult Room	Department: Practice Based Clinic	Area: 115 SF
Drawing: Elevations	Drawing Scale: 1/4" = 1'-0"	Last Update: 11/16/2023



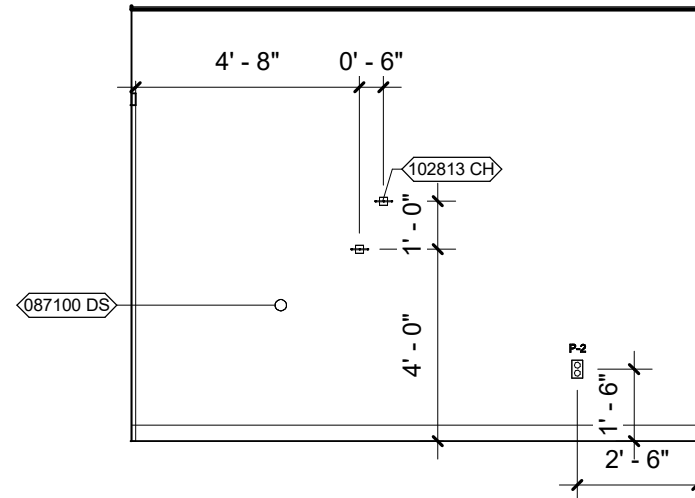
① **NORTH ELEVATION**  
 1/4" = 1'-0"



② **EAST ELEVATION**  
 1/4" = 1'-0"



③ **SOUTH ELEVATION**  
 1/4" = 1'-0"



④ **WEST ELEVATION**  
 1/4" = 1'-0"

## Space Design Guidelines - Basis of Design

Space: Consult Room	Department: Practice Based Clinic	Area: 115 SF
Drawing: Component Schedule	Drawing Scale: NTS	Last Update: 11/16/2023

UTSW ID	Product / Manuf / Item	Qty	LF	Utilities								Furnish	Comments	
				1	2	3	4	5	6	7	8			
087100 DS	Door Stop	1		-	-	-	-	-	-	-	-	-	CFCI	
102813 CH	Hook, Garment, Double, SS, Surface Mounted	2		-	-	-	-	-	-	-	-	-	CFCI	
102813HS	Dispenser, Hand Sanitizer, Wall Mtd.	1		-	-	-	-	-	-	-	-	-	CFCI	*Confirm per contract/lease requirements
121000	Artwork, Decorative, With Frame	1		-	-	-	-	-	-	-	-	-	OFOI	
125123 P	Peninsula Table	1		-	-	-	-	-	-	-	-	-	OFOI	2'-6" x 5'-0" shown
125213 G	Guest Chair, Side With Arms	3		-	-	-	-	-	-	-	-	-	OFOI	
RM-SGN	Room Sign, Per Standards	1		-	-	-	-	-	-	-	-	-	CFCI	Location confirmed by UTSW PM and UTSW sign shop

### Utilities Key

- |                                     |                                  |
|-------------------------------------|----------------------------------|
| 1. Water / Drain - 1 sink and drain | 5. Non MedGas                    |
| 2. Electricity - Standard power     | 6. Vacuum                        |
| 3. MedGas                           | 7. Data - Data and clinical data |
| 4. Misc Gas                         | 8. Misc.                         |

### Furnish Key

- OFOI - Owner Furnished, Owner Installed
- OFVI - Owner Furnished, Vendor Installed
- OFCI - Owner Furnished, Contractor Installed
- CFCI - Contractor Furnished, Contractor Installed

**Space Design Guidelines - Basis of Design**

Space: Consult Room	Department: Practice Based Clinic	Area: 115 SF
Drawing: Data/Power Schedule	Drawing Scale: NTS	Last Update: 11/16/2023

**Electrical Fixtures**

<b>USTW ID</b>	<b>Item</b>	<b>Qty.</b>
P-2	Power - Duplex - 120 V	4

**Data Fixtures**

<b>ID</b>	<b>Nomenclature</b>	<b>Qty</b>
D-H	DATA - Qty 2, USB - Qty 1	2

## Space Design Guidelines - Basis of Design

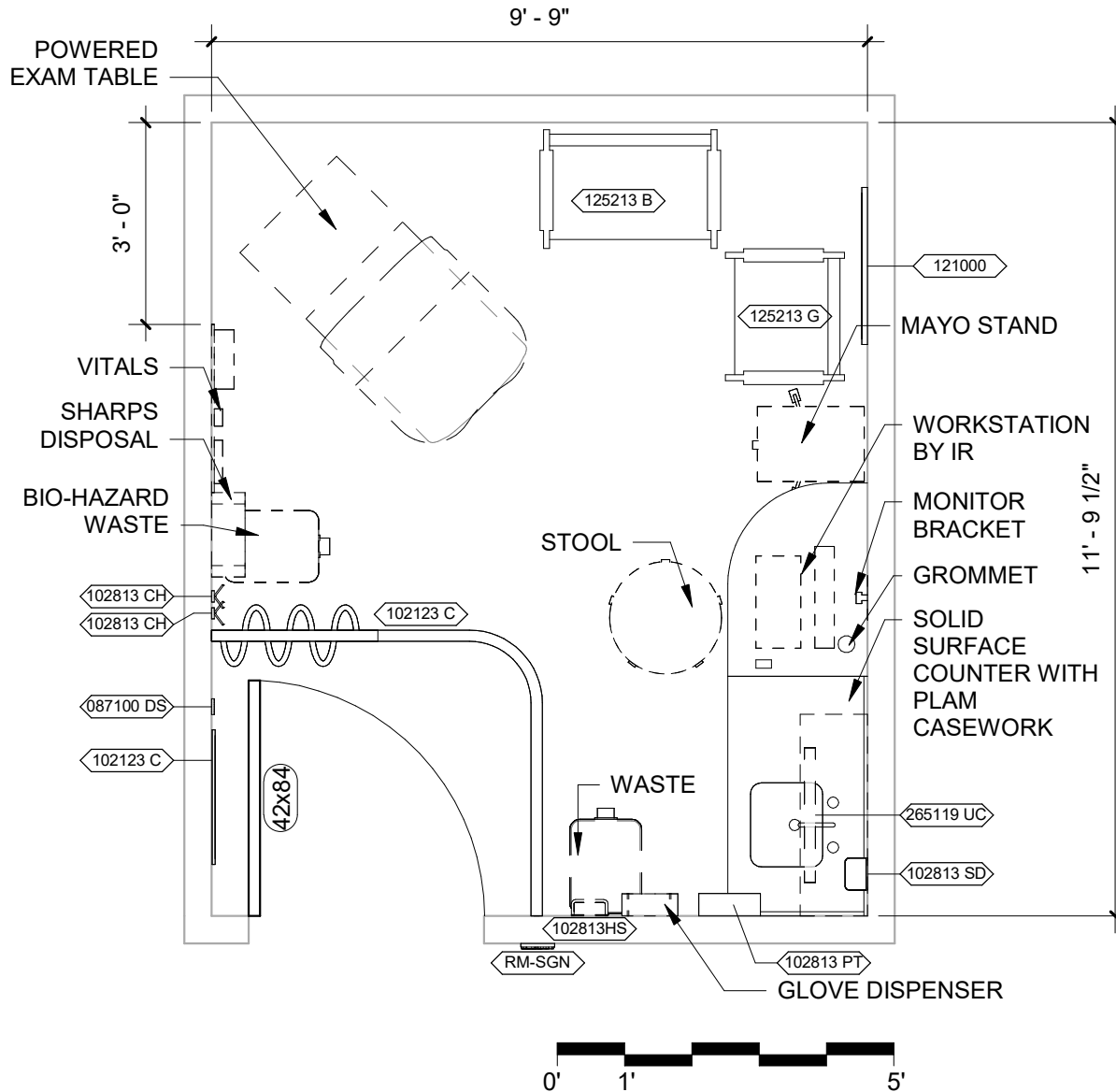
Space: Exam Room	Department: Practice Based Clinics	Area: 115 SF
Drawing: Room Isometric	Drawing Scale: NTS	Last Update: 11/16/2023





**Space Design Guidelines - Basis of Design**

Space: Exam Room	Department: Practice Based Clinics	Area: 115 SF
Drawing: Floor Plan	Drawing Scale: 3/8" = 1'-0"	Last Update: 11/16/2023



**Space Narrative:**

Information provided shall be confirmed with UTSW PM.

Furnish assignments shall be confirmed by the UTSW PM. Entity furnishing paper towel and soap dispensers shall be confirmed per project location and lease requirements.

Dashed equipment is specified per project by UTSW

Items noted with symbol are shown on the Component Schedule

Location of sharps container shown in this guideline shall be reviewed and approved by HSA (Health Systems Affairs)

**UTSW Special Considerations:**

Flooring: LVT

Base: Rubber Base

Ceiling: 2x2 ACT

Walls: Paint

Casework: Plastic Laminate, extend upper casework to ceiling grid

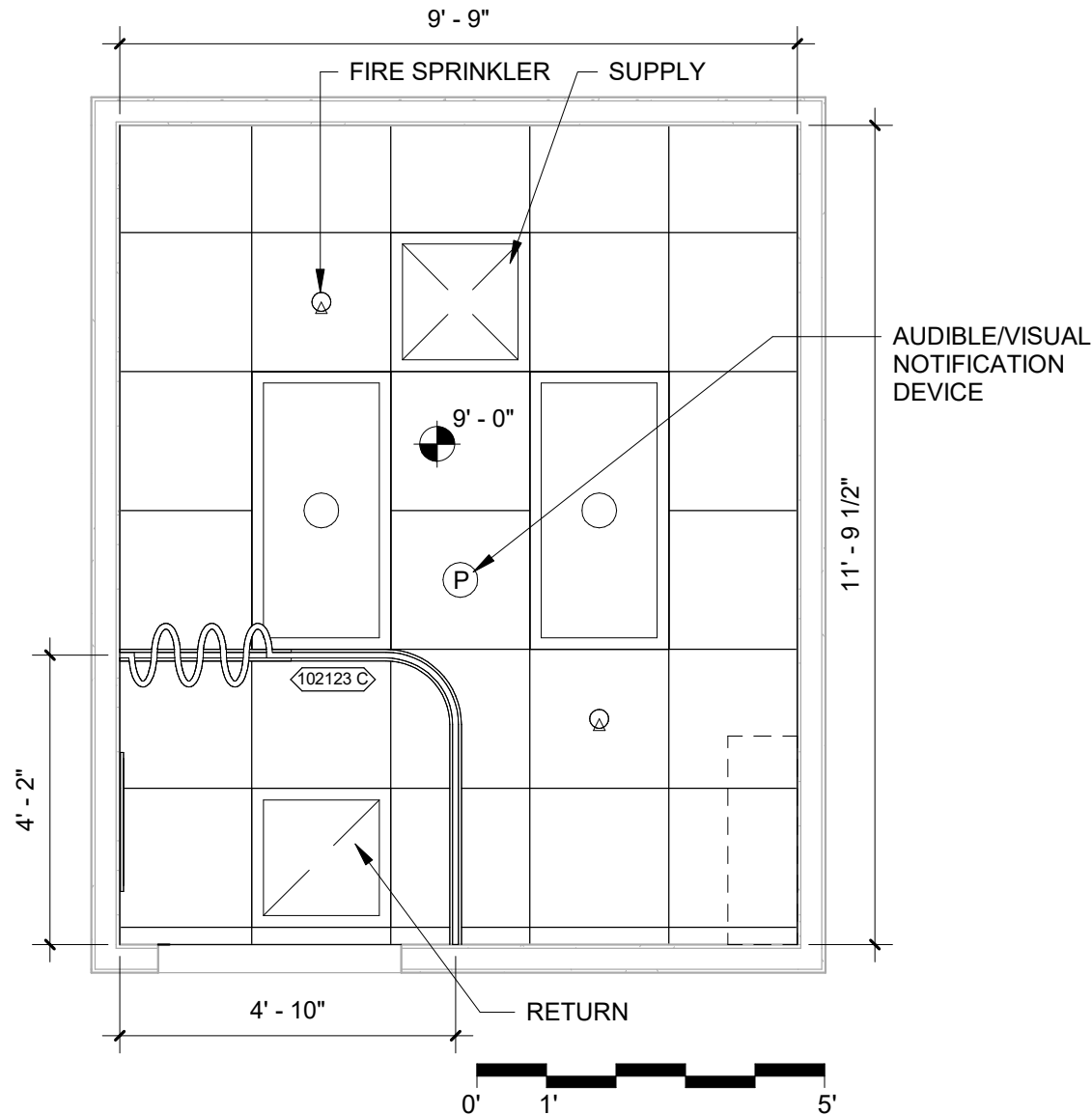
Countertops: Solid Surface

Blocking (BLKG) by GC shall be coordinated prior to installation.

GC shall run conduit from the Data-H to Data-U for vitals connection to Epic at workstation, if present.

**Space Design Guidelines - Basis of Design**

Space: Exam Room	Department: Practice Based Clinics	Area: 115 SF
Drawing: Reflected Ceiling Plan	Drawing Scale: 3/8" = 1'-0"	Last Update: 11/16/2023



**Space Narrative:**

Fire and life safety elements will be designed and laid out per project requirements.

Typical 2x2 ACT ceiling.

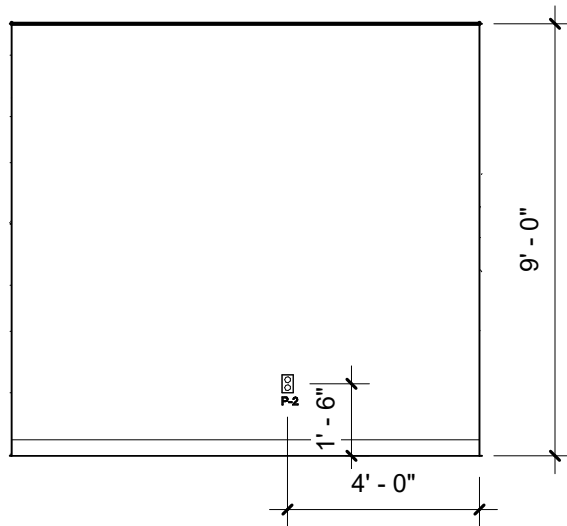
**UTSW Special Considerations:**

Refer to UTSW Design Guidelines to confirm light fixture types appropriate per project.

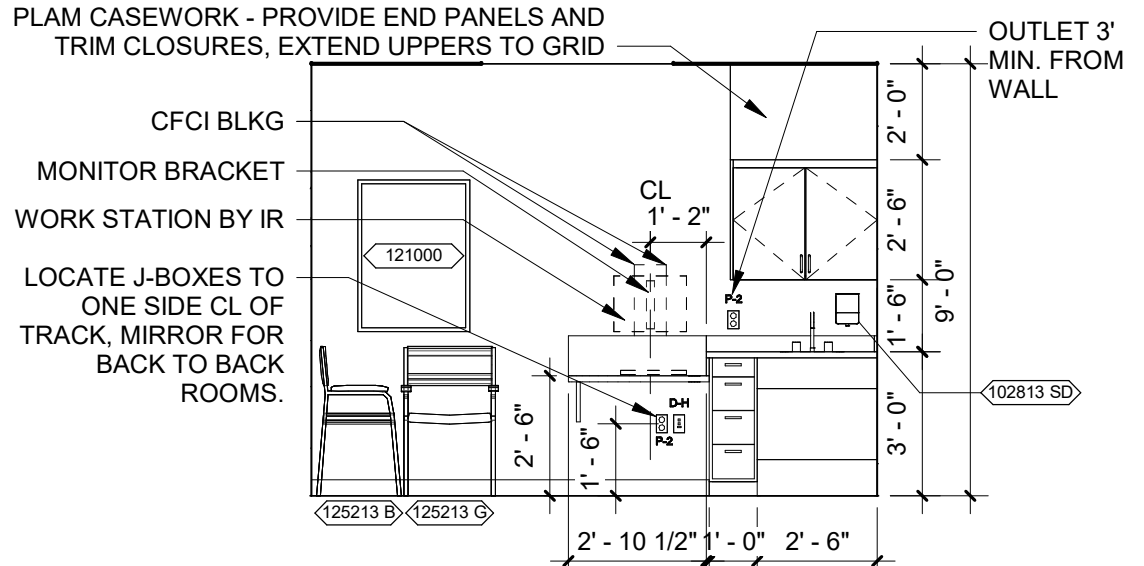
Tracks shall be well supported above the ceiling.

**Space Design Guidelines - Basis of Design**

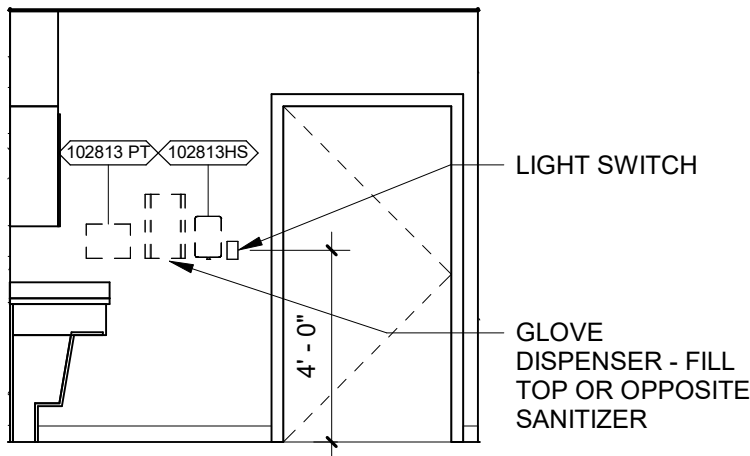
Space: Exam Room	Department: Practice Based Clinics	Area: 115 SF
Drawing: Elevations	Drawing Scale: 1/4" = 1'-0"	Last Update: 11/16/2023



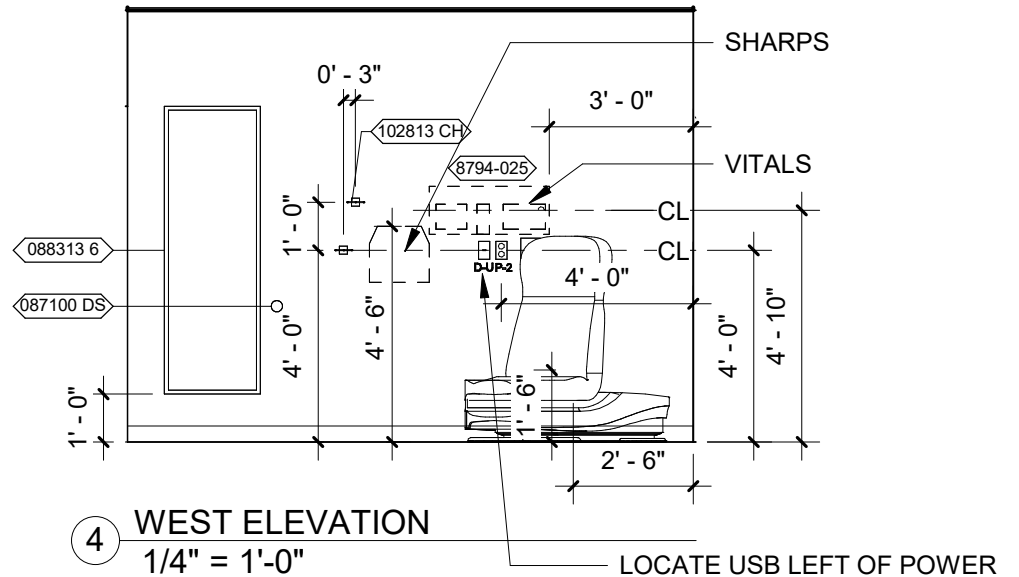
1 NORTH ELEVATION  
 1/4" = 1'-0"



2 EAST ELEVATION  
 1/4" = 1'-0"



3 SOUTH ELEVATION  
 1/4" = 1'-0"



4 WEST ELEVATION  
 1/4" = 1'-0"

**Space Design Guidelines - Basis of Design**

Space: Exam Room	Department: Practice Based Clinics	Area: 115 SF
Drawing: Component Schedule	Drawing Scale: NTS	Last Update: 11/16/2023

UTSW ID	Product / Manuf / Item	Qty	LF	Utilities								Furnish	Comments	
				1	2	3	4	5	6	7	8			
087100 DS	Door Stop	1		-	-	-	-	-	-	-	-	-	CFCI	
088313 6	Mirror, Float Glass, With SS Frame, 2' X 6'	1		-	-	-	-	-	-	-	-	-	CFCI	
102123 C	Curved Track, Surface Mounted, With Curtain	1	8'-7"	-	-	-	-	-	-	-	-	-	CFCI	IA specifies curtain look/finish
102813 CH	Hook, Garment, Double, SS, Surface Mounted	2		-	-	-	-	-	-	-	-	-	CFCI	
102813 PT	Dispenser, Paper Towel, SS, Surface Mounted	1		-	-	-	-	-	-	-	-	-	CFCI	*Confirm per contract/lease requirements
102813 SD	Dispenser, Soap, Disposable	1		-	-	-	-	-	-	-	-	-	CFCI	*Confirm per contract/lease requirements
102813HS	Dispenser, Hand Sanitizer, Wall Mtd.	1		-	-	-	-	-	-	-	-	-	CFCI	*Confirm per contract/lease requirements
121000	Artwork, Decorative, With Frame	1		-	-	-	-	-	-	-	-	-	OFOI	
125213 B	Chair, Bariatric, Side With Arms	1		-	-	-	-	-	-	-	-	-	OFOI	
125213 G	Guest Chair, Side With Arms	1		-	-	-	-	-	-	-	-	-	OFOI	
224216 L	Sink, bottom mount, solid surface	1		Y	-	-	-	-	-	-	-	-	CFCI	
265119 UC	Under cabinet lights, LED	1		-	Y	-	-	-	-	-	-	-	CFCI	
IR	Track and Bracket, Humanscale V612-0700-0000	1		-	-	-	-	-	-	-	-	-	OFOI	Install blocking behind track at least 4" above and below. Locate bottom of track 1" above backsplash.
RM-SGN	Room Sign, Per Standards	1		-	-	-	-	-	-	-	-	-	CFCI	Location confirmed by UTSW PM and UTSW sign shop
Step on Waste	Step on Waste	2		-	-	-	-	-	-	-	-	-	OFOI	

**Utilities Key**

- |                                     |                                  |
|-------------------------------------|----------------------------------|
| 1. Water / Drain - 1 sink and drain | 5. Non MedGas                    |
| 2. Electricity - Standard power     | 6. Vacuum                        |
| 3. MedGas                           | 7. Data - Data and clinical data |
| 4. Misc Gas                         | 8. Misc.                         |

**Furnish Key**

- OFOI - Owner Furnished, Owner Installed  
 OFVI - Owner Furnished, Vendor Installed  
 OFCI - Owner Furnished, Contractor Installed  
 CFCI - Contractor Furnished, Contractor Installed

## Space Design Guidelines - Basis of Design

Space: Exam Room	Department: Practice Based Clinics	Area: 115 SF
Drawing: Data/Power Schedule	Drawing Scale: NTS	Last Update: 11/16/2023

### Electrical Fixtures

USTW ID	Item	Qty.
P-2	Power - Duplex - 120 V	5

### Data Fixtures

ID	Nomenclature	Qty
D-H	DATA - Qty 2, USB - Qty 1	1
D-U	USB - Qty 1	1

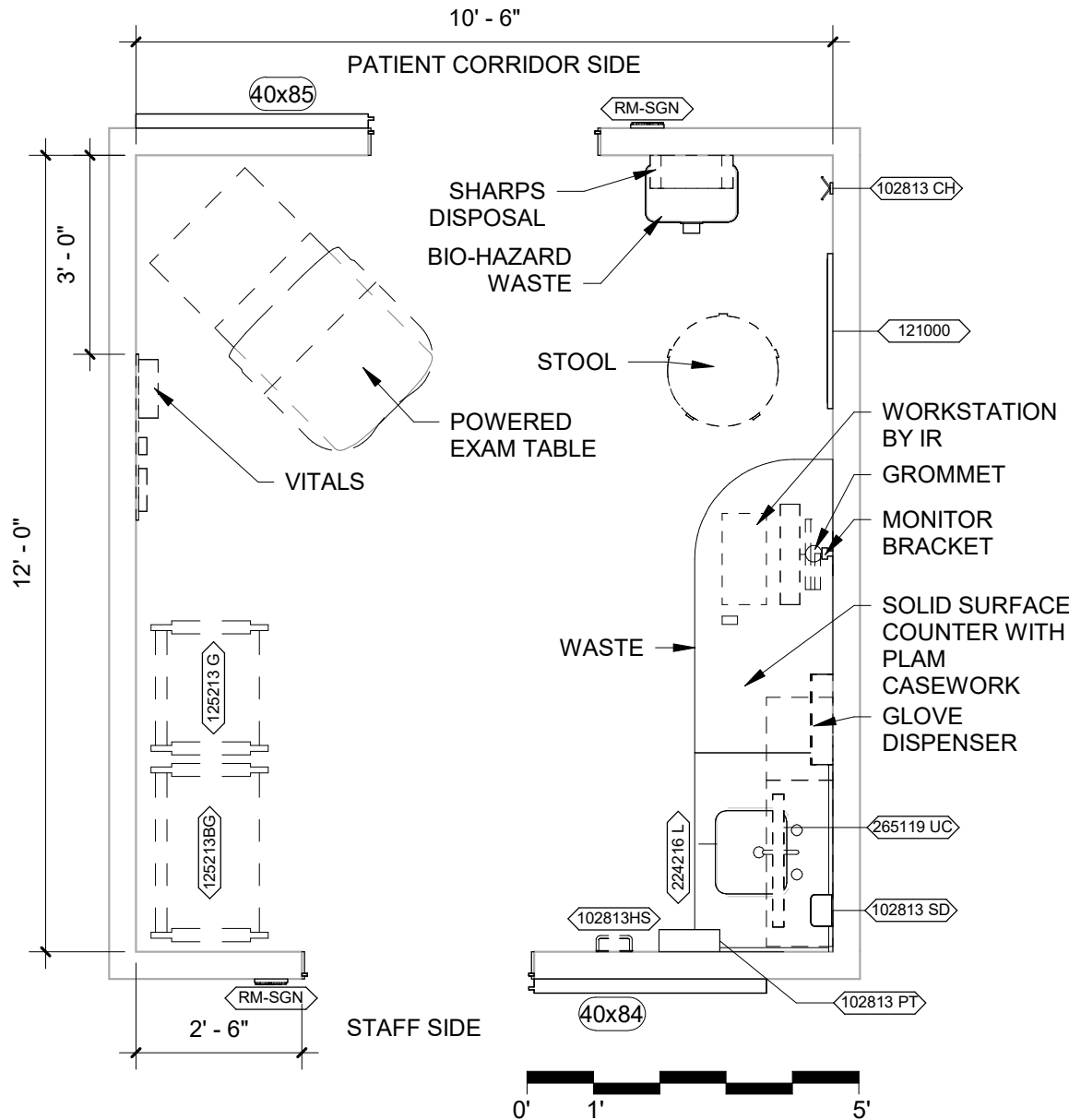
## Space Design Guidelines - Basis of Design

Space:	Exam - On Stage/Off Stage	Department:	Non-Hospital	Area:	126 SF
Drawing:	Room Isometric	Drawing Scale:	NTS	Last Update:	11/16/2023



**Space Design Guidelines - Basis of Design**

Space: Exam - On Stage/Off Stage	Department: Non-Hospital	Area: 126 SF
Drawing: Floor Plan	Drawing Scale: 3/8" = 1'-0"	Last Update: 11/16/2023



**Space Narrative:**

Information provided shall be confirmed with UTSW PM.

Furnish assignments shall be confirmed by the UTSW PM. Entity furnishing paper towel and soap dispensers shall be confirmed per project location and lease requirements.

Dashed equipment is specified per project by UTSW

Items noted with symbol are shown on the Component Schedule

Location of sharps container shown in this guideline shall be reviewed and approved by HSA (Health Systems Affairs)

**UTSW Special Considerations:**

Flooring: LVT

Base: Rubber Base

Ceiling: 2x2 ACT

Walls: Paint

Casework: Plastic Laminate, extend upper casework to ceiling grid

Countertops: Solid Surface

Blocking (BLKG) by GC shall be coordinated prior to installation.

GC shall run conduit from the Data-H to Data-U for vitals connection to Epic at workstation, if present.

Sliding doors shall have STC ratings and seals appropriate for maintaining privacy in a patient area.

This room type requires a shared vitals area which includes scale, blood pressure, temperature, etc.

**Space Design Guidelines - Basis of Design**

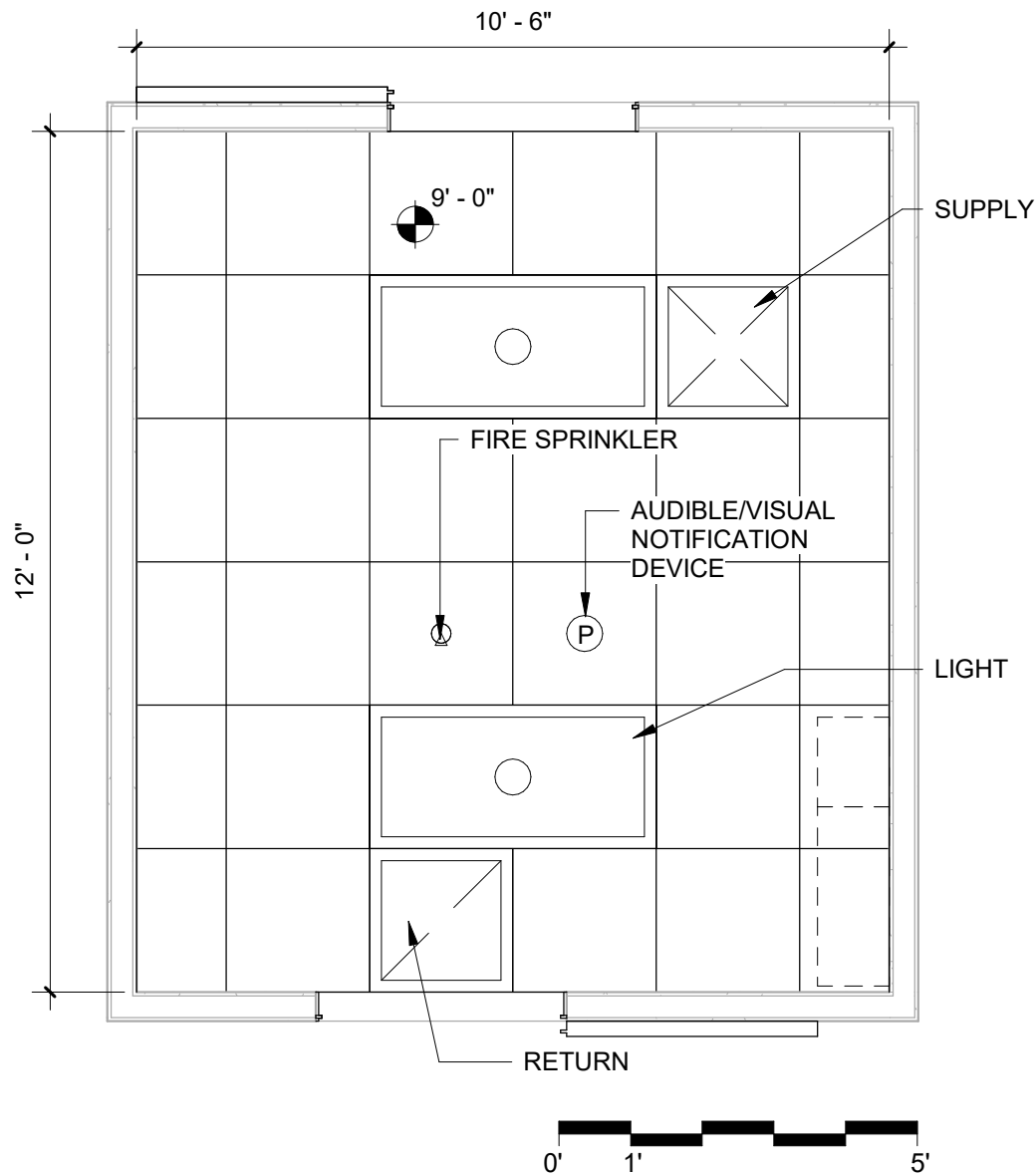
Space:	Exam - On Stage/Off Stage	Department:	Non-Hospital	Area:	126 SF
Drawing:	Reflected Ceiling Plan	Drawing Scale:	3/8" = 1'-0"	Last Update:	11/16/2023

**Space Narrative:**

Fire and life safety elements will be designed and laid out per project requirements.  
 Typical ACT ceiling. Confirm NRC requirements with UTSW PM.

**UTSW Special Considerations:**

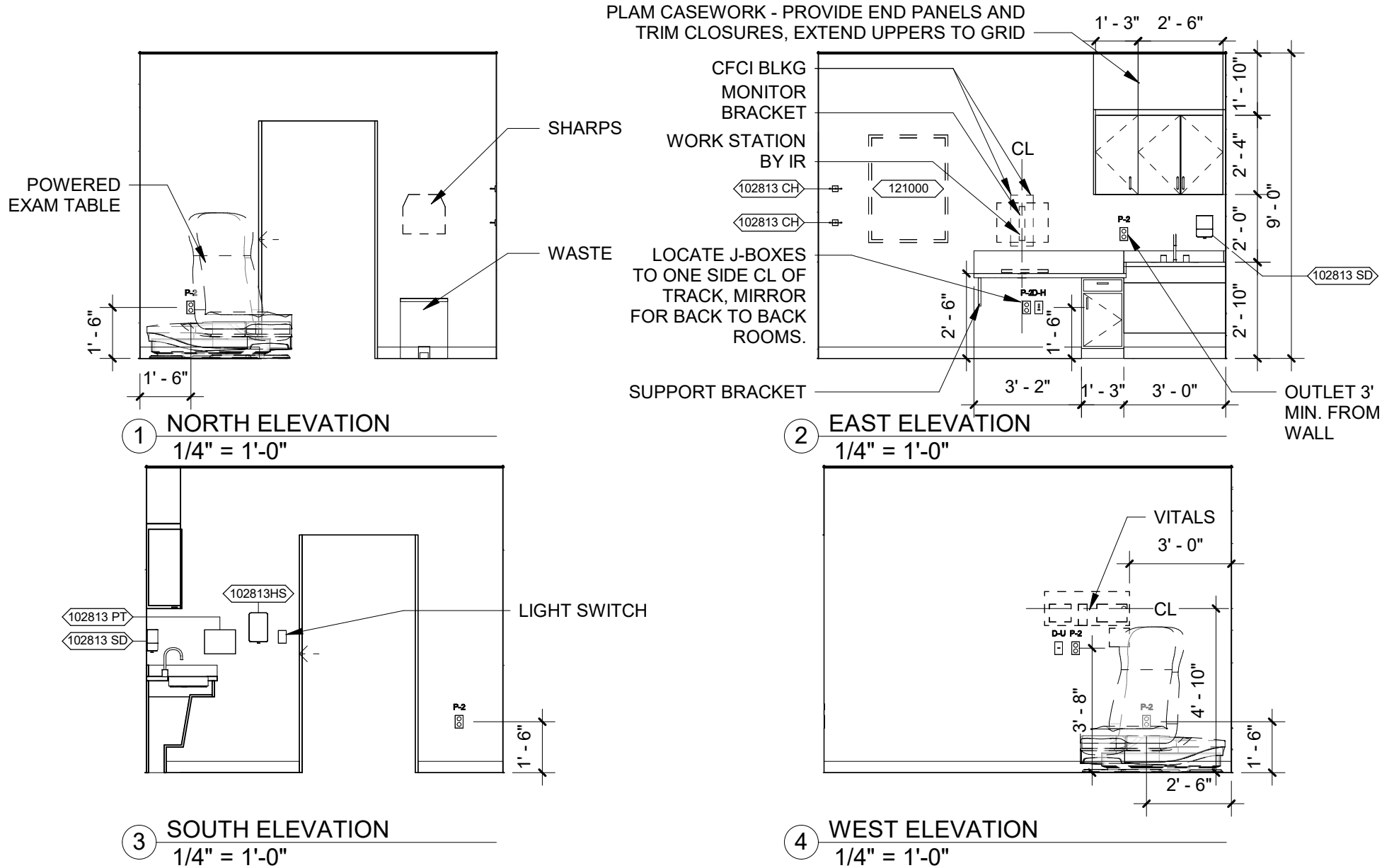
Refer to UTSW Design Guidelines to confirm light fixture types appropriate per project.  
 Tracks shall be well supported above the ceiling.





**Space Design Guidelines - Basis of Design**

Space: Exam - On Stage/Off Stage	Department: Non-Hospital	Area: 126 SF
Drawing: Elevations	Drawing Scale: 1/4" = 1'-0"	Last Update: 11/16/2023



**Space Design Guidelines - Basis of Design**

Space: Exam - On Stage/Off Stage	Department: Non-Hospital	Area: 126 SF
Drawing: Component Schedule	Drawing Scale: NTS	Last Update: 11/16/2023

UTSW ID	Product / Manuf / Item	Qty	LF	Utilities								Furnish	Comments	
				1	2	3	4	5	6	7	8			
102813 CH	Hook, Garment, Double, SS, Surface Mounted	2		-	-	-	-	-	-	-	-	-	CFCI	
102813 PT	Dispenser, Paper Towel, SS, Surface Mounted	1		-	-	-	-	-	-	-	-	-	CFCI	*Confirm with contract/lease requirements
102813 SD	Dispenser, Soap, Disposable	1		-	-	-	-	-	-	-	-	-	CFCI	*Confirm with contract/lease requirements
102813HS	Dispenser, Hand Sanitizer, Wall Mtd.	1		-	-	-	-	-	-	-	-	-	CFCI	*Confirm with contract/lease requirements
121000	Artwork, Decorative, With Frame	1		-	-	-	-	-	-	-	-	-	OFOI	
125213 G	Guest Chair, Side With Arms	1		-	-	-	-	-	-	-	-	-	OFOI	
125213BG	Chair, Bariatric, Side With Arms	1		-	-	-	-	-	-	-	-	-	OFOI	
224216 L	Sink, bottom mount, solid surface	1		Y	-	-	-	-	-	-	-	-	CFCI	
265119 UC	Under cabinet lights, LED	1		-	Y	-	-	-	-	-	-	-	CFCI	
IR	Track and Bracket, Humanscale V612-0700-0000	1		-	-	-	-	-	-	-	-	-	OFVI	Install blocking behind track at least 4" above and below. Locate bottom of track 1" above backsplash.
IR-WS	IR Clinical Workstation	1		-	Y	-	-	-	-	-	Y	-	OFOI	
RM-SGN	Room Sign, Per Standards	2		-	-	-	-	-	-	-	-	-	CFCI	Location confirmed by UTSW PM and UTSW sign shop
WASTE	Step on Waste	1		-	-	-	-	-	-	-	-	-	OFOI	

**Utilities Key**

- |                                 |                                  |
|---------------------------------|----------------------------------|
| 1. Water / Drain                | 5. Non MedGas                    |
| 2. Electricity - Standard power | 6. Vacuum                        |
| 3. MedGas                       | 7. Data - Data and clinical data |
| 4. Misc Gas                     | 8. Misc.                         |

**Furnish Key**

- OFOI - Owner Furnished, Owner Installed  
 OFVI - Owner Furnished, Vendor Installed  
 OFCI - Owner Furnished, Contractor Installed  
 CFCI - Contractor Furnished, Contractor Installed

## Space Design Guidelines - Basis of Design

Space: Exam - On Stage/Off Stage	Department: Non-Hospital	Area: 126 SF
Drawing: Data/Power Schedule	Drawing Scale: NTS	Last Update: 11/16/2023

### Electrical Fixtures

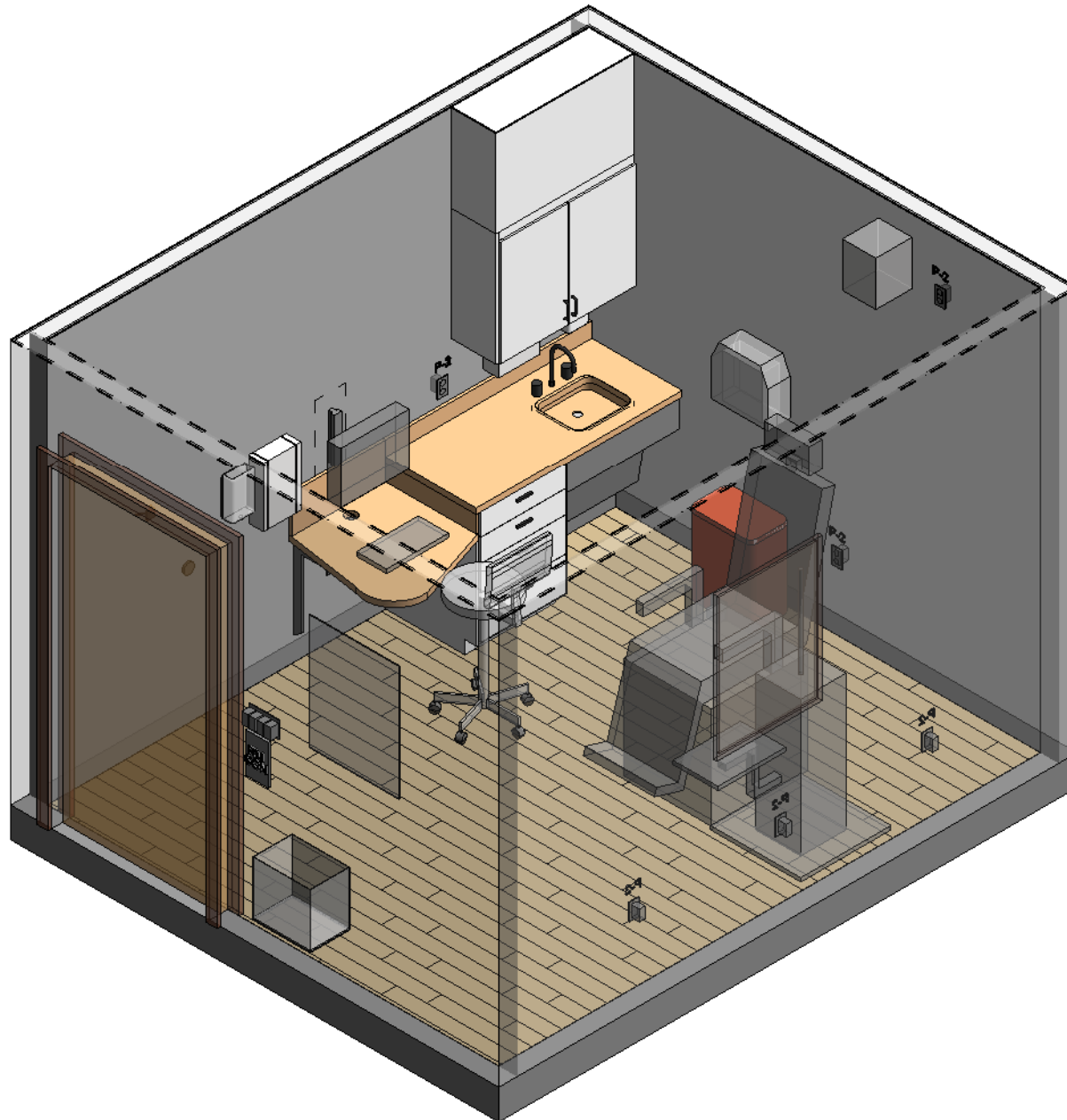
USTW ID	Item	Qty.
P-2	Power - Duplex - 120 V	6

### Data Fixtures

ID	Nomenclature	Qty
D-H	DATA - Qty 2, USB - Qty 1	1
D-U	USB - Qty 1	1

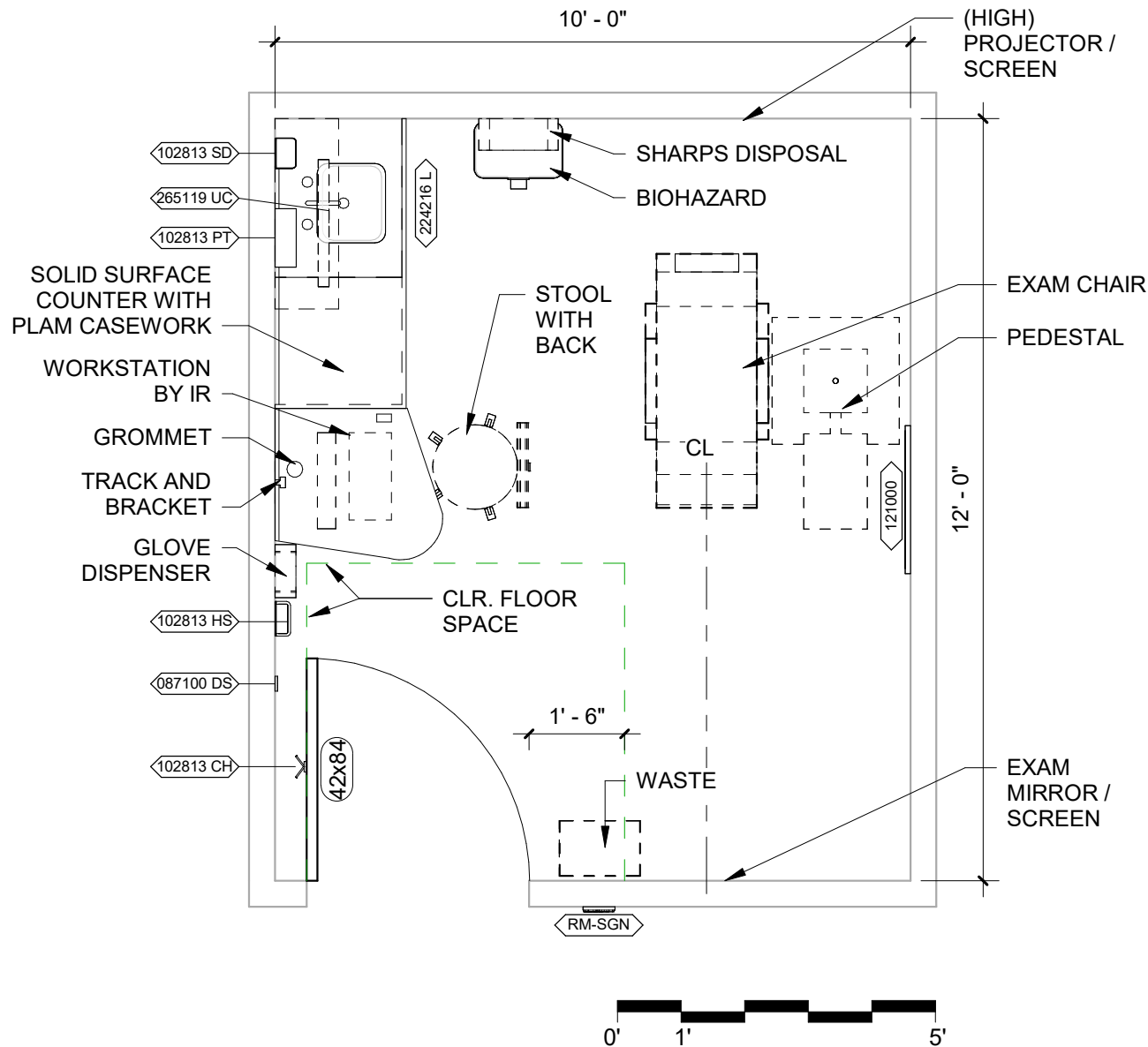
## Space Design Guidelines - Basis of Design

Space: Eye Lane	Department: Non-Hospital	Area: 120 SF
Drawing: Room Isometric	Drawing Scale: NTS	Last Update: 11/16/2023



## Space Design Guidelines - Basis of Design

Space: Eye Lane	Department: Non-Hospital	Area: 120 SF
Drawing: Floor Plan	Drawing Scale: 3/8" = 1'-0"	Last Update: 11/16/2023



### Space Narrative:

Information provided shall be confirmed with UTSW PM.

Furnish assignments shall be confirmed by the UTSW PM. Entity furnishing paper towel and soap dispensers shall be confirmed per project location and lease requirements.

Dashed equipment is specified per project by UTSW

Items noted with symbol are shown on the Component Schedule

Location of sharps container shown in this guideline shall be reviewed and approved by HSA (Health Systems Affairs)

### UTSW Special Considerations:

Flooring: LVT

Base: Rubber Base

Ceiling: ACT

Walls: Paint

Casework: Plastic Laminate, extend upper casework to ceiling grid. Special Sizing: Top drawers must provide a minimum of 3" in height and 21" in width. Confirm with users.

Countertops: Solid Surface

Blocking (BLKG) by GC shall be coordinated prior to installation.

GC shall run conduit from the Data-H to Data-U for vitals connection to Epic at workstation, if present.

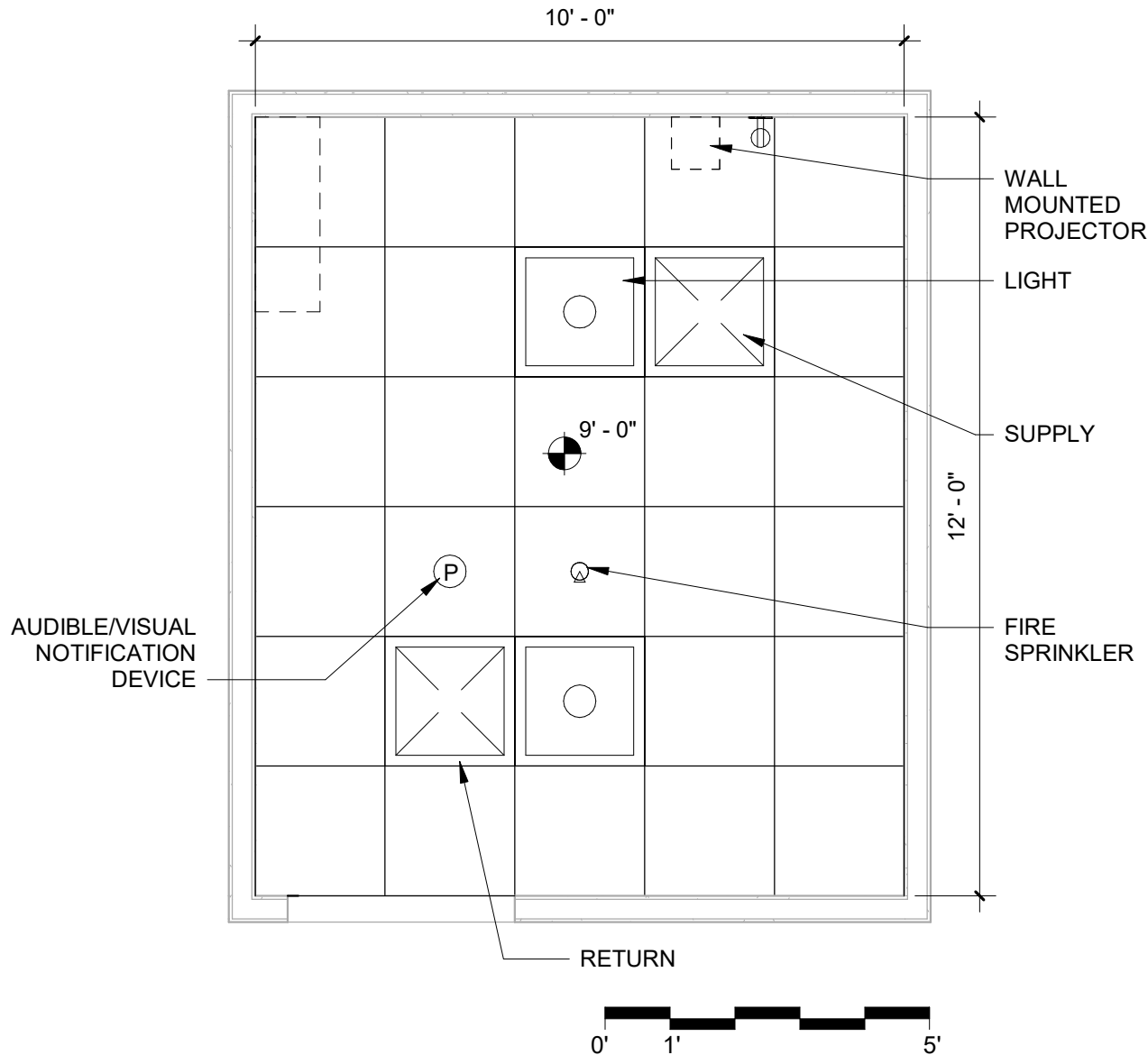
Power for exam chair and pedestal will be from the wall outlet.

Vendor providing projector and other equipment will need to confirm power and data requirements as well as locations per project. GC to provide all infrastructure including any back boxes and conduit for wired connections.

Provide black-out roller shades if windows are present.

**Space Design Guidelines - Basis of Design**

Space: Eye Lane	Department: Non-Hospital	Area: 120 SF
Drawing: Reflected Ceiling Plan	Drawing Scale: 3/8" = 1'-0"	Last Update: 11/16/2023



**Space Narrative:**

Fire and life safety elements will be designed and laid out per project requirements.

Typical ACT ceiling.

**UTSW Special Considerations:**

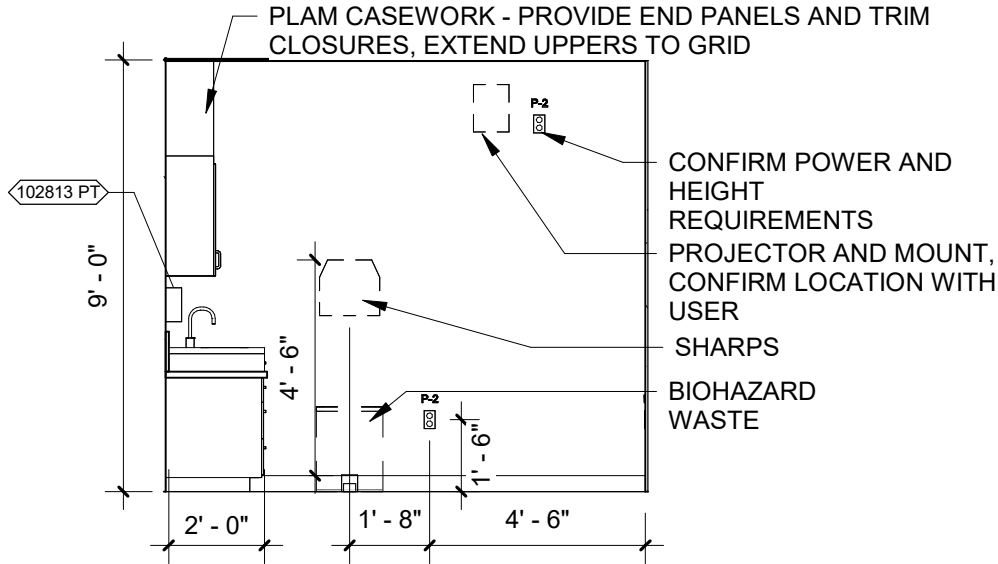
Refer to UTSW Design Guidelines to confirm light fixture types appropriate per project.

Light control system to be utilized for dimming. Light fixtures utilized must be dimmable and be able to interface with the controls system. Confirm with User and UTSW PM.

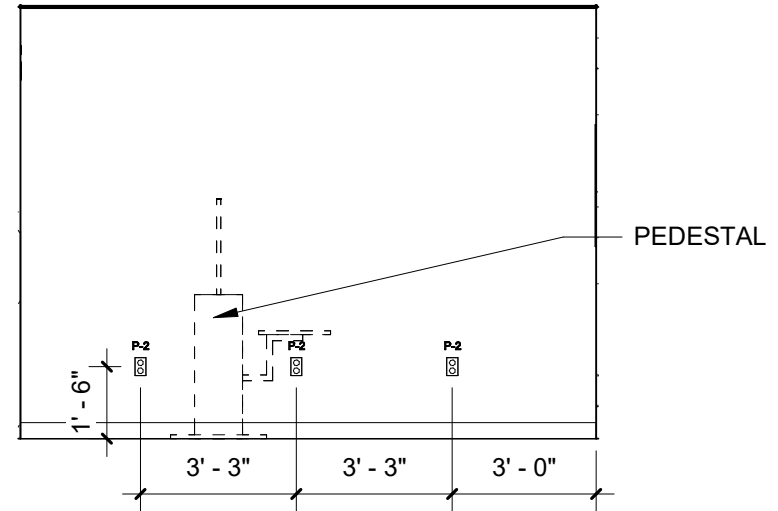
Coordinate wall and ceiling mounted equipment to ensure no conflict arises with other components.

**Space Design Guidelines - Basis of Design**

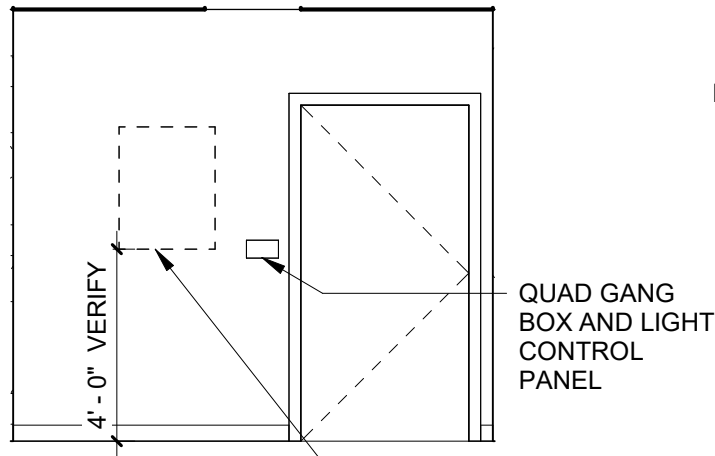
Space: Eye Lane	Department: Non-Hospital	Area: 120 SF
Drawing: Elevations	Drawing Scale: 1/4" = 1'-0"	Last Update: 11/16/2023



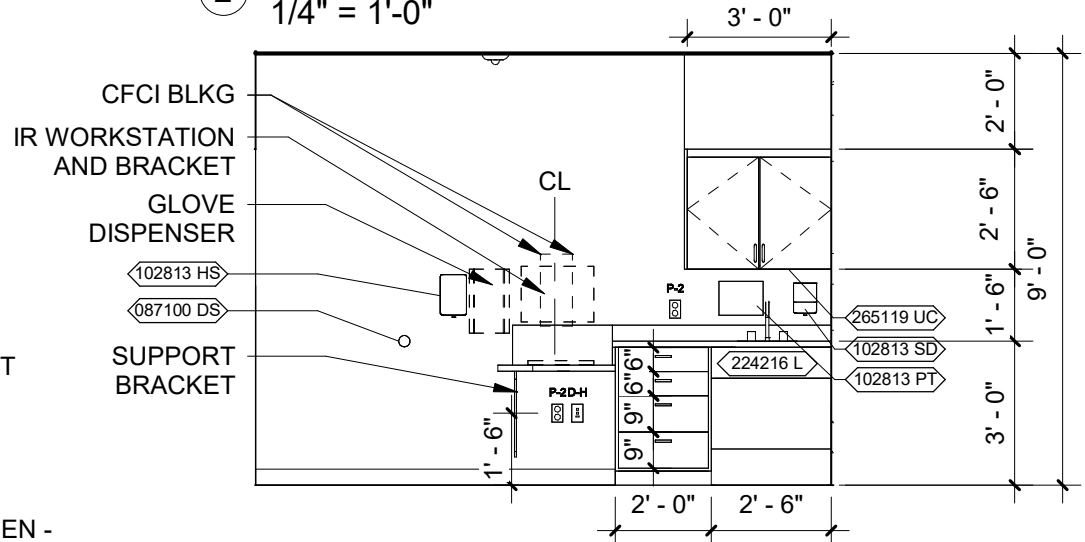
1 NORTH ELEVATION  
 1/4" = 1'-0"



2 EAST ELEVATION  
 1/4" = 1'-0"



3 SOUTH ELEVATION  
 1/4" = 1'-0"



4 WEST ELEVATION  
 1/4" = 1'-0"

**Space Design Guidelines - Basis of Design**

Space: Eye Lane	Department: Non-Hospital	Area: 120 SF
Drawing: Component Schedule	Drawing Scale: NTS	Last Update: 11/16/2023

UTSW ID	Product / Manuf / Item	Qty	LF	Utilities								Furnish	Comments	
				1	2	3	4	5	6	7	8			
087100 DS	Door Stop	1		-	-	-	-	-	-	-	-	-	CFCI	
102813 CH	Hook, Garment, Double, SS, Surface Mounted	1		-	-	-	-	-	-	-	-	-	CFCI	
102813 HS	Dispenser, Hand Sanitizer, Wall Mtd	1		-	-	-	-	-	-	-	-	-	CFCI	*Confirm per contract/lease requirements
102813 PT	Dispenser, Paper Towel, SS, Surface Mounted	1		-	-	-	-	-	-	-	-	-	CFCI	*Confirm per contract/lease requirements
102813 SD	Dispenser, Soap, Disposable	1		-	-	-	-	-	-	-	-	-	CFCI	*Confirm per contract/lease requirements
121000	Artwork, Decorative, With Frame	1		-	-	-	-	-	-	-	-	-	OFOI	
224216 L	Sink, bottom mount, solid surface	1		Y	-	-	-	-	-	-	-	-	CFCI	
265119 UC	Under cabinet lights, LED	1		-	Y	-	-	-	-	-	-	-	CFCI	Local dimmer
IR	Track and Bracket, Humanscale	1		-	-	-	-	-	-	-	-	-	OFVI	Install blocking behind track at least 4" above and below. Locate bottom of track 1" above backsplash.
RM-SGN	Room Sign, Per Standards	1		-	-	-	-	-	-	-	-	-	CFCI	Location confirmed by UTSW PM and UTSW sign shop
WASTE	Step on Waste	1		-	-	-	-	-	-	-	-	-	OFOI	

**Utilities Key**

- |                                     |                                  |
|-------------------------------------|----------------------------------|
| 1. Water / Drain - 1 sink and drain | 5. Non MedGas                    |
| 2. Electricity - Standard power     | 6. Vacuum                        |
| 3. MedGas                           | 7. Data - Data and clinical data |
| 4. Misc Gas                         | 8. Misc.                         |

**Furnish Key**

- OFOI - Owner Furnished, Owner Installed  
 OFVI - Owner Furnished, Vendor Installed  
 OFCI - Owner Furnished, Contractor Installed  
 CFCI - Contractor Furnished, Contractor Installed



**Space Design Guidelines - Basis of Design**

Space: Eye Lane	Department: Non-Hospital	Area: 120 SF
Drawing: Data/Power Schedule	Drawing Scale: NTS	Last Update: 11/16/2023

**Electrical Fixtures**

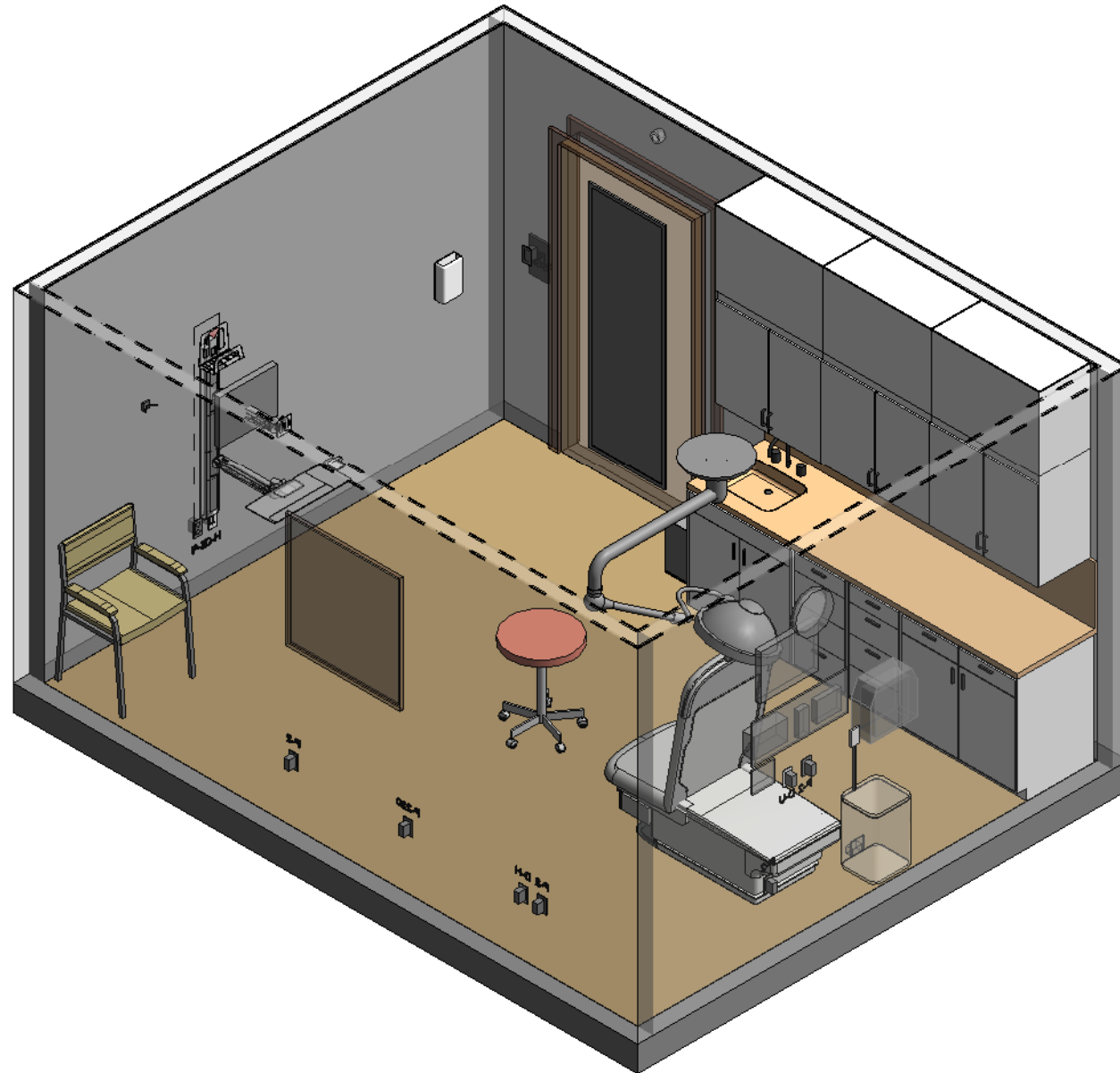
<b>USTW ID</b>	<b>Item</b>	<b>Qty.</b>
P-2	Power - Duplex - 120 V	8

**Data Fixtures**

<b>ID</b>	<b>Nomenclature</b>	<b>Qty</b>
D-U	USB - Qty 1	1

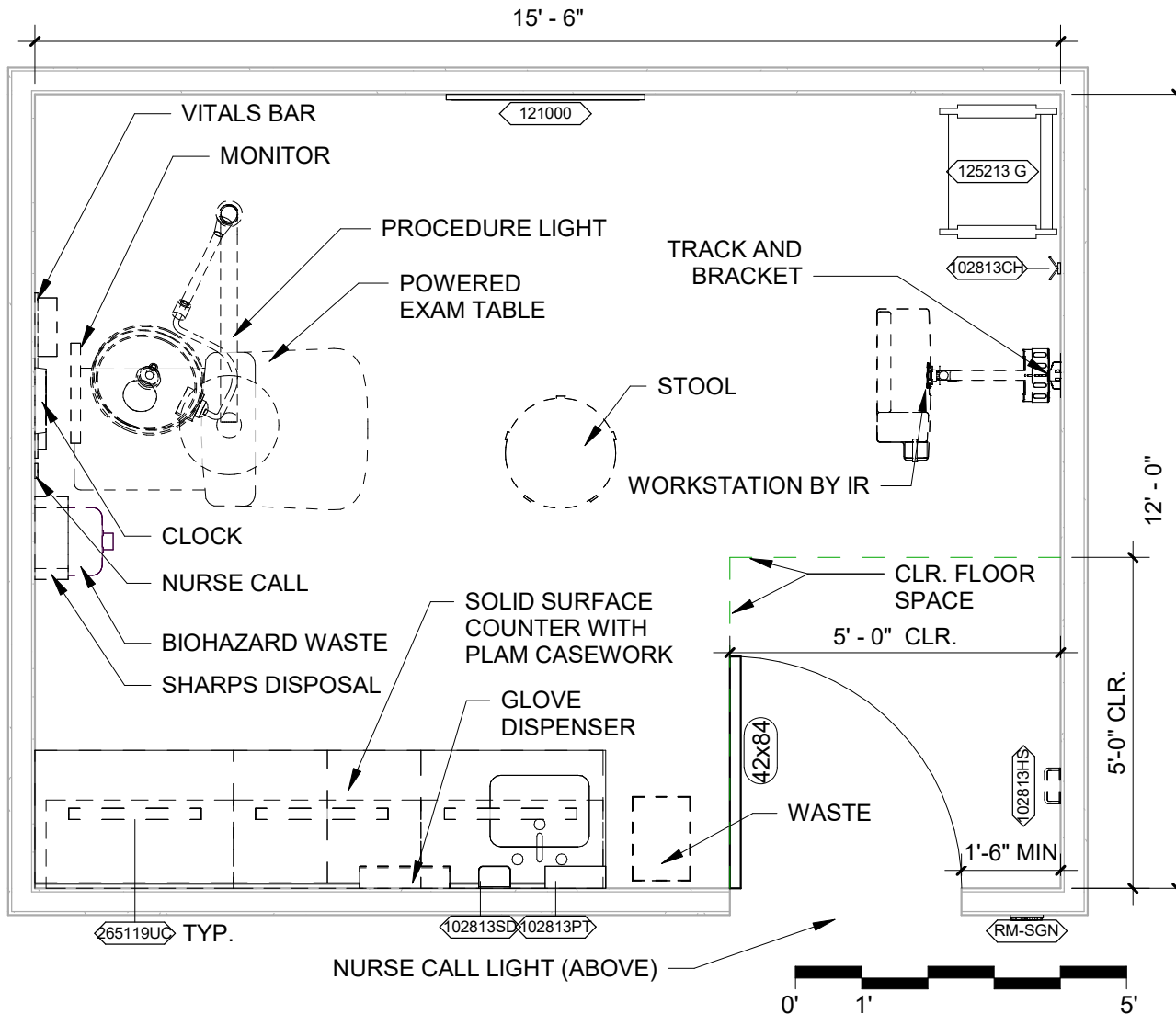
## Space Design Guidelines - Basis of Design

Space:	Procedure Room	Department:	Practice Based Clinic	Area:	150 SF
Drawing:	Room Isometric	Drawing Scale:	NTS	Last Update:	11/16/2023



**Space Design Guidelines - Basis of Design**

Space: Procedure Room	Department: Practice Based Clinic	Area: 150 SF
Drawing: Floor Plan	Drawing Scale: 3/8" = 1'-0"	Last Update: 11/16/2023



**Space Narrative:**

Information provided shall be confirmed with UTSW PM.

Furnish assignments shall be confirmed by the UTSW PM. Entity furnishing paper towel and soap dispensers shall be confirmed per project location and lease requirements.

Dashed equipment is specified per project by UTSW

Items noted with symbol are shown on the Component Schedule

Location of sharps container shown in this guideline shall be reviewed and approved by HSA (Health Systems Affairs)

**UTSW Special Considerations:**

Flooring: Sheet Vinyl, welded seams

Base: Coved

Ceiling: 2x2 ACT

Walls: Paint

Casework: Plastic Laminate, extend upper casework to ceiling grid

Countertops: Solid Surface

Blocking (BLKG) by GC shall be coordinated prior to installation.

GC shall run conduit from the Data-H to Data-U for vitals connection to Epic at workstation, if present.

Unistrut support required for procedure light. Coordinate with UTSW PM for additional information.

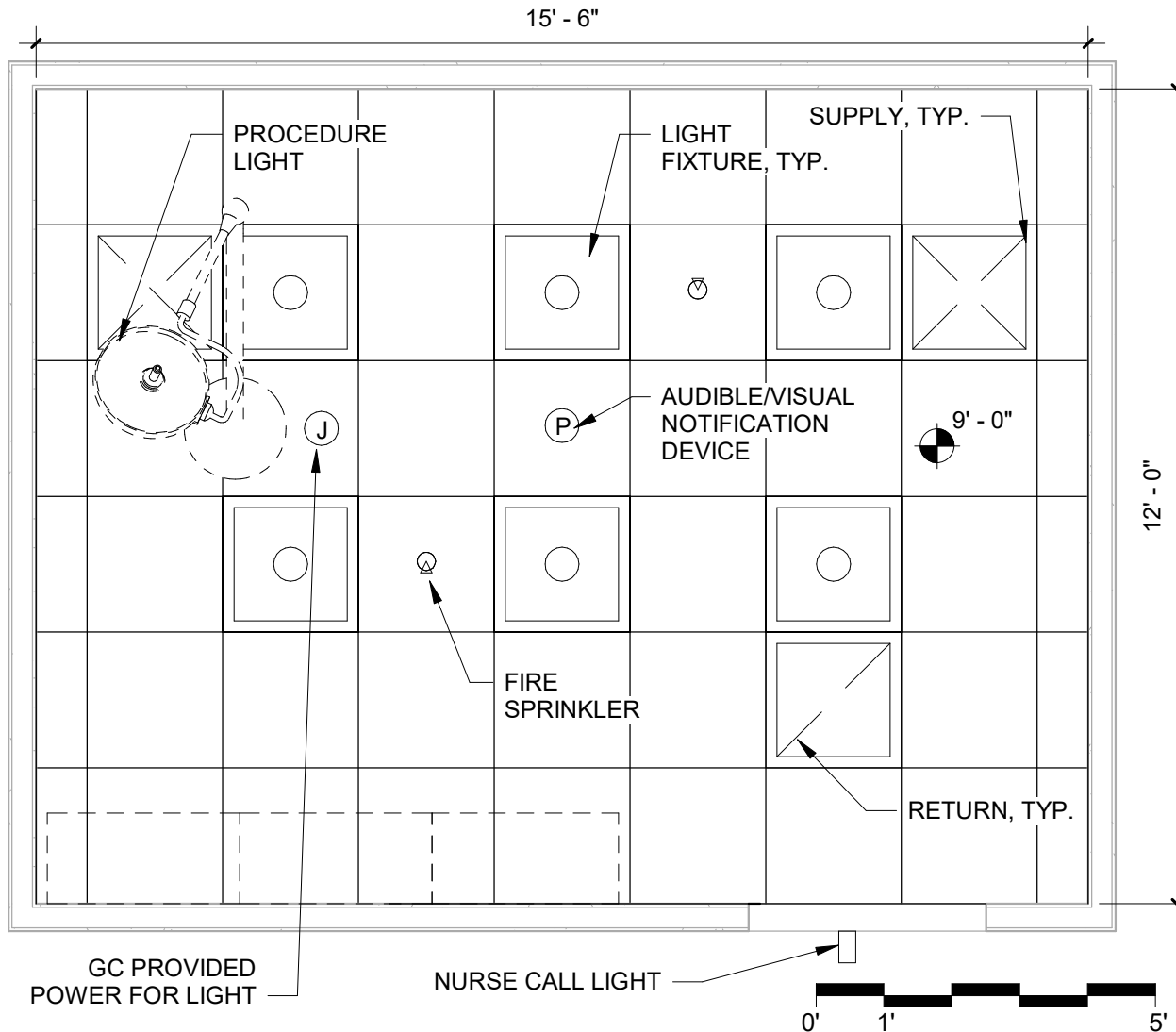
**Space Design Guidelines - Basis of Design**

Space: Procedure Room	Department: Practice Based Clinic	Area: 150 SF
Drawing: Reflected Ceiling Plan	Drawing Scale: 3/8" = 1'-0"	Last Update: 11/16/2023

**Space Narrative:**

Fire and life safety elements will be designed and laid out per project requirements.

Typical 2x2 ACT ceiling.



**UTSW Special Considerations:**

Refer to UTSW Design Guidelines to confirm light fixture types appropriate per project.

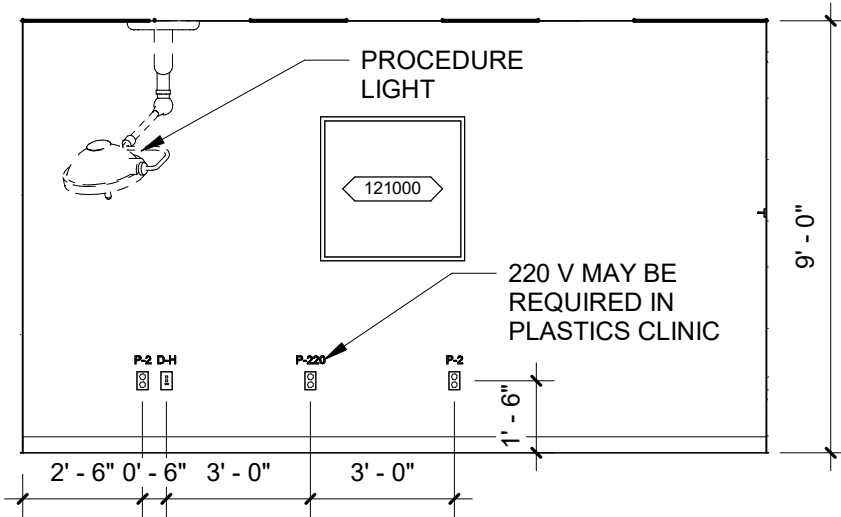
Junction box and power installed above the ceiling by GC to service procedure lights.

GC will install the light base to the provided structural support. UTSW's light vendor will install the light to the base.

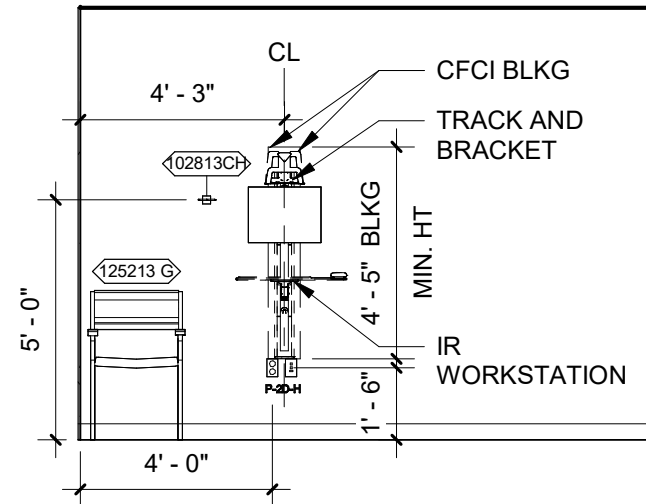
Procedure rooms for dermatology or plastics may require increased exhaust.

**Space Design Guidelines - Basis of Design**

Space: Procedure Room	Department: Practice Based Clinic	Area: 150 SF
Drawing: Elevations	Drawing Scale: 1/4" = 1'-0"	Last Update: 11/16/2023

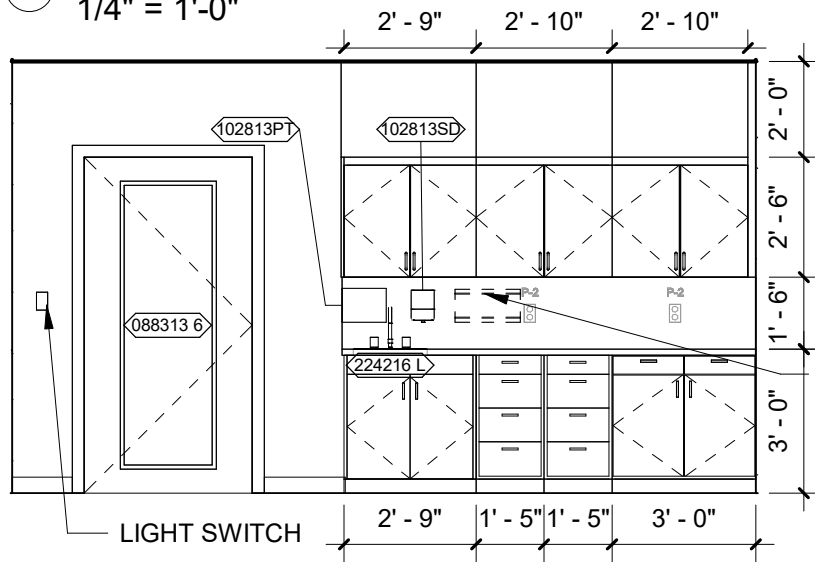


1 NORTH ELEVATION  
 1/4" = 1'-0"

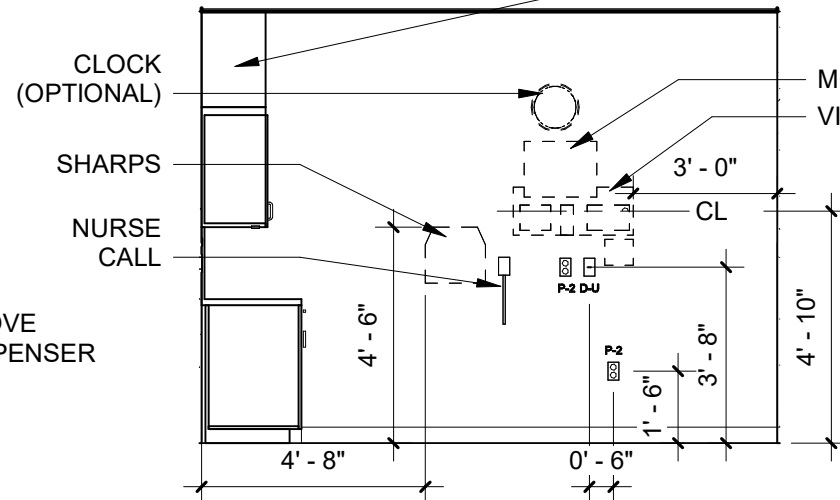


2 EAST ELEVATION  
 1/4" = 1'-0"

PLM CASEWORK -  
 PROVIDE END PANELS  
 AND TRIM CLOSURES,  
 EXTEND UPPERS TO GRID



3 SOUTH ELEVATION  
 1/4" = 1'-0"



4 WEST ELEVATION  
 1/4" = 1'-0"

**Space Design Guidelines - Basis of Design**

Space: Procedure Room	Department: Practice Based Clinic	Area: 150 SF
Drawing: Component Schedule	Drawing Scale: NTS	Last Update: 11/16/2023

UTSW ID	Product / Manuf / Item	Qty	LF	Utilities								Furnish	Comments	
				1	2	3	4	5	6	7	8			
088313 6	Mirror, Float Glass, With SS Frame, 2' X 6'	1		-	-	-	-	-	-	-	-	-	CFCI	Install on back of door
102813CH	Hook, Garment, Double, SS, Surface Mounted	1		-	-	-	-	-	-	-	-	-	CFCI	
102813HS	Dispenser, Hand Sanitizer, Wall Mtd.	1		-	-	-	-	-	-	-	-	-	CFCI	*Confirm per contract/lease requirements
102813PT	Dispenser, Paper Towel, SS, Surface Mounted	1		-	-	-	-	-	-	-	-	-	CFCI	*Confirm per contract/lease requirements
102813SD	Dispenser, Soap, Disposable	1		-	-	-	-	-	-	-	-	-	CFCI	*Confirm per contract/lease requirements
121000	Artwork, Decorative, With Frame	1		-	-	-	-	-	-	-	-	-	OFOI	
125213 G	Guest Chair, Side With Arms	1		-	-	-	-	-	-	-	-	-	OFOI	
224216 L	Sink, bottom mount, solid surface	1		Y	-	-	-	-	-	-	-	-	CFCI	
265119UC	Under cabinet lights, LED	3		-	Y	-	-	-	-	-	-	-	CFCI	
IR	Track and Bracket, Humanscale V647	1		-	-	-	-	-	-	-	-	-	OFOI	Install blocking behind track starting at least 4" above and below track. Begin blocking 2" above junction boxes.
RM-SGN	Room Sign, Per Standards	1		-	-	-	-	-	-	-	-	-	CFCI	Location confirmed by UTSW PM and UTSW sign shop
RNCALL	Nurse Call Button	1		-	-	-	-	-	-	-	-	Y	CFCI	Includes light installed in hallway

**Utilities Key**

- |                                     |                                  |
|-------------------------------------|----------------------------------|
| 1. Water / Drain - 1 sink and drain | 5. Non MedGas                    |
| 2. Electricity - Standard power     | 6. Vacuum                        |
| 3. MedGas                           | 7. Data - Data and clinical data |
| 4. Misc Gas                         | 8. Misc.                         |

**Furnish Key**

- OFOI - Owner Furnished, Owner Installed  
 OFVI - Owner Furnished, Vendor Installed  
 OFCI - Owner Furnished, Contractor Installed  
 CFCI - Contractor Furnished, Contractor Installed

**Space Design Guidelines - Basis of Design**

Space: Procedure Room	Department: Practice Based Clinic	Area: 150 SF
Drawing: Data/Power Schedule	Drawing Scale: NTS	Last Update: 11/16/2023

**Electrical Fixtures**

<b>USTW ID</b>	<b>Item</b>	<b>Qty.</b>
J	Power - Junction box	1
P-2	Power - Duplex - 120 V	7
P-220	Power - Duplex - 220 V	1

**Data Fixtures**

<b>UTSW ID</b>	<b>Item</b>	<b>Qty</b>
D-H	Data - Qty 2, USB - Qty 1	2
D-U	USB - Qty 1	1

## Space Design Guidelines - Basis of Design

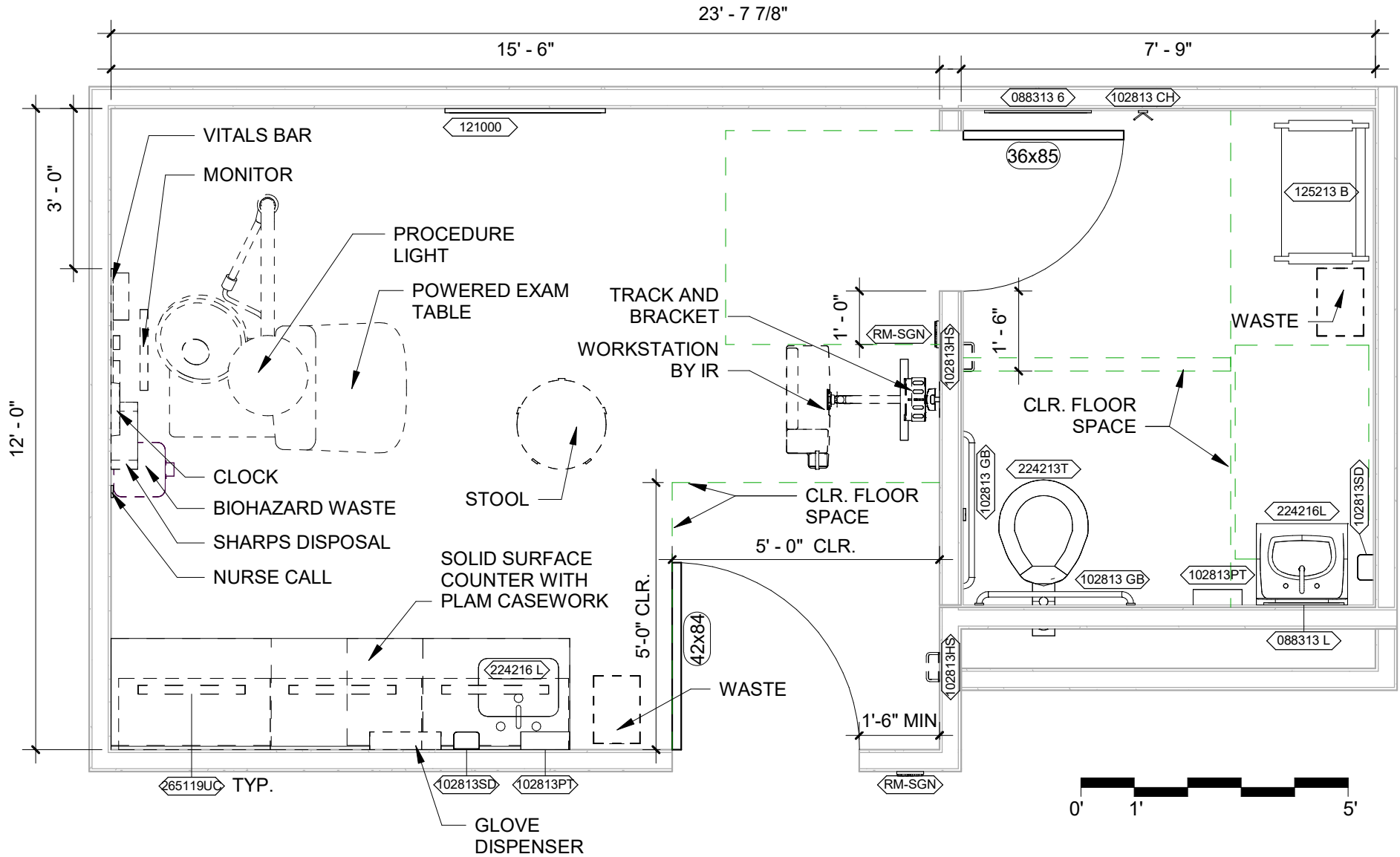
Space: Procedure Room with Toilet	Department: Practice Based Clinic	Area: 289 SF
Drawing: Room Isometric	Drawing Scale: NTS	Last Update: 11/16/2023





**Space Design Guidelines - Basis of Design**

Space: Procedure Room with Toilet	Department: Practice Based Clinic	Area: 289 SF
Drawing: Floor Plan	Drawing Scale: 3/8" = 1'-0"	Last Update: 11/16/2023



## Space Design Guidelines - Basis of Design

Space: Procedure Room with Toilet	Department: Practice Based Clinic	Area: 289 SF
Drawing: Space Notes	Drawing Scale: NTS	Last Update: 11/16/2023

### Plan Space Narrative:

Information provided shall be confirmed with UTSW PM.

Furnish assignments shall be confirmed by the UTSW PM. Entity furnishing paper towel and soap dispensers shall be confirmed per project location and lease requirements.

Dashed equipment is specified per project by UTSW

Items noted with symbol are shown on the Component Schedule

Procedure rooms for dermatology or plastics may require increased exhaust.

Location of sharps container shown in this guideline shall be reviewed and approved by HSA (Health Systems Affairs)

### UTSW Special Plan Considerations:

Flooring: PRO: Sheet Vinyl, welded seams TLT: Tile \*Provide smooth flooring transition without lip or raised strip

Base: PRO: Coved TLT: Tile

Ceiling: PRO: 2x2 ACT TLT: Painted gypsum, epoxy paint

Walls: PRO: Paint TLT: Tile, Epoxy paint

Casework: PRO: Plastic Laminate, extend upper casework to ceiling grid

Countertops: PRO: Solid Surface

Blocking (BLKG) by GC shall be coordinated prior to installation.

GC shall run conduit from the Data-H to Data-U for vitals connection to Epic at workstation, if present.

Unistrut support required for procedure light. Coordinate with UTSW PM for additional information.

### RCP Space Narrative:

Fire and life safety elements will be designed and laid out per project requirements.

Typical 2x2 ACT ceiling in procedure room with gypsum in toilet room.

### UTSW Special RCP Considerations:

Refer to UTSW Design Guidelines to confirm light fixture types appropriate per project.

Junction box and power installed above the ceiling by GC to service procedure lights. GC will install light base to the provided structural support. UTSW's light vendor will install the light to the base.

Room light fixtures must be dimmable.

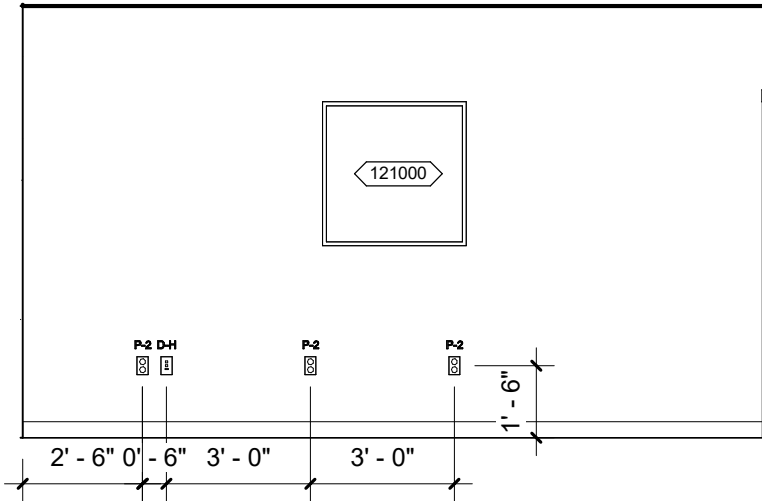
**Space Design Guidelines - Basis of Design**

Space: Procedure Room with Toilet	Department: Practice Based Clinic	Area: 289 SF
Drawing: Reflected Ceiling Plan	Drawing Scale: 3/8" = 1'-0"	Last Update: 11/16/2023

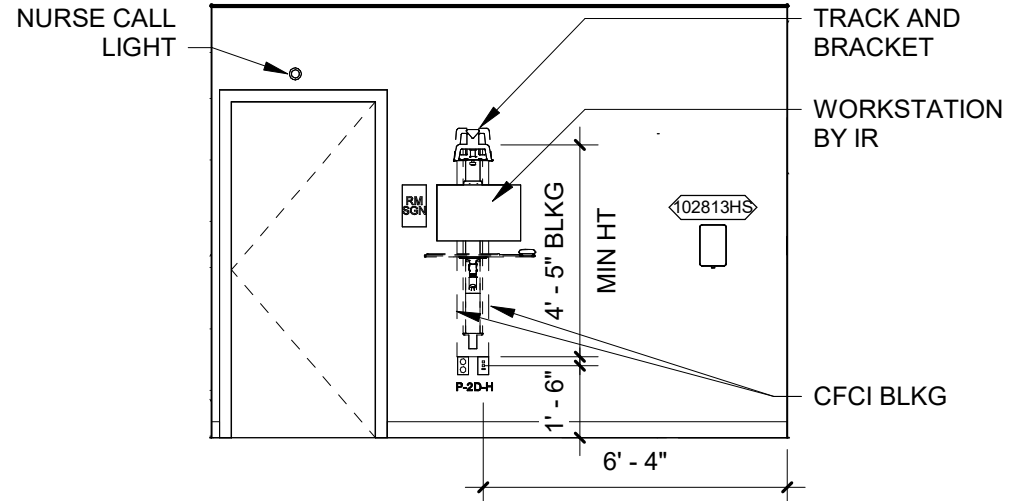


**Space Design Guidelines - Basis of Design**

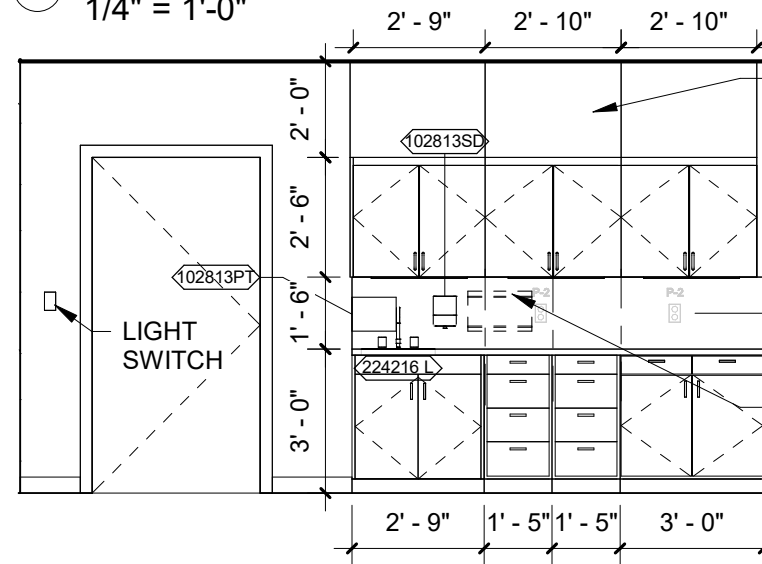
Space: Procedure Room with Toilet	Department: Practice Based Clinic	Area: 289 SF
Drawing: Elevations	Drawing Scale: 1/4" = 1'-0"	Last Update: 11/16/2023



1 NORTH ELEVATION  
 1/4" = 1'-0"



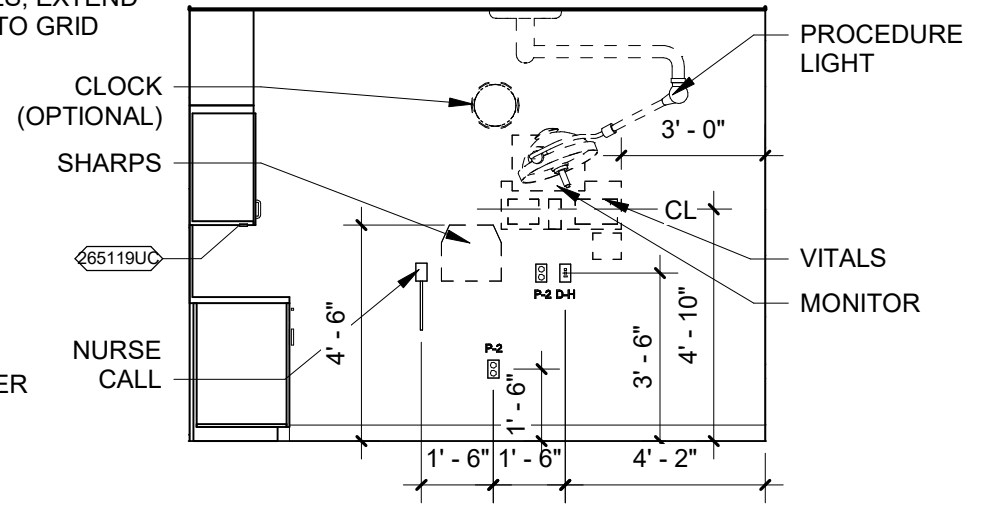
2 EAST ELEVATION  
 1/4" = 1'-0"



3 SOUTH ELEVATION  
 1/4" = 1'-0"

PLAM CASEWORK -  
 PROVIDE END  
 PANELS AND TRIM  
 CLOSURES, EXTEND  
 UPPERS TO GRID

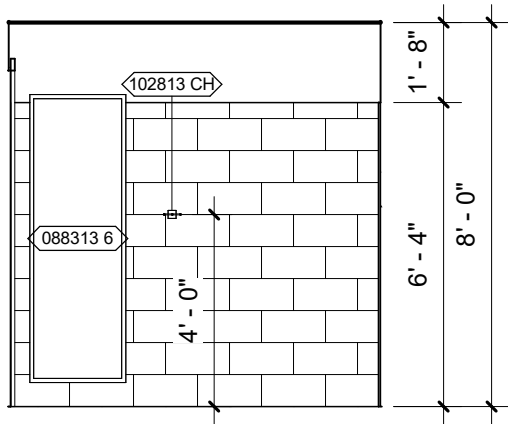
GLOVE  
 DISPENSER



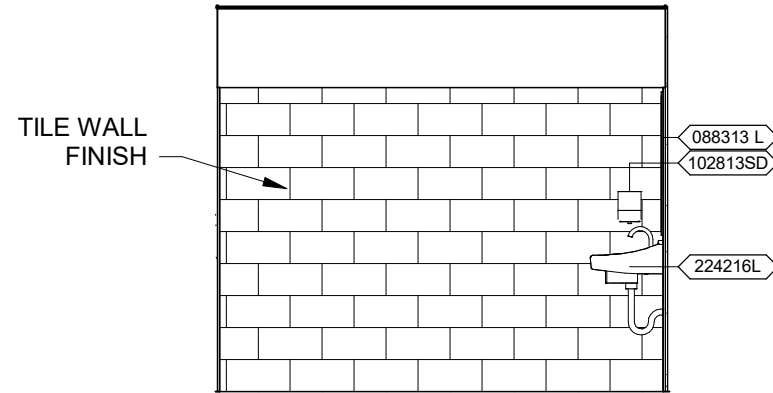
4 WEST ELEVATION  
 1/4" = 1'-0"

**Space Design Guidelines - Basis of Design**

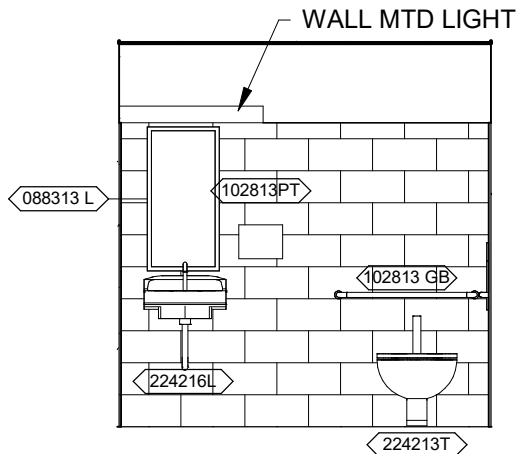
Space: Procedure Room with Toilet	Department: Practice Based Clinic	Area: 289 SF
Drawing: Toilet Elevations	Drawing Scale: 1/4" = 1'-0"	Last Update: 11/16/2023



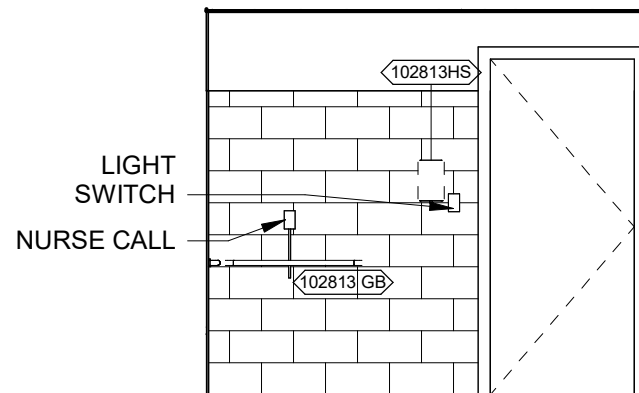
① **TOILET NORTH ELEVATION**  
 1/4" = 1'-0"



② **TOILET EAST ELEVATION**  
 1/4" = 1'-0"



③ **TOILET SOUTH ELEVATION**  
 1/4" = 1'-0"



④ **TOILET WEST ELEVATION**  
 1/4" = 1'-0"

**Space Design Guidelines - Basis of Design**

Space: Procedure Room with Toilet	Department: Practice Based Clinic	Area: 289 SF
Drawing: Component Schedule	Drawing Scale: NTS	Last Update: 11/16/2023

UTSW ID	Product / Manuf / Item	Qty	LF	Utilities								Furnish	Comments	
				1	2	3	4	5	6	7	8			
088313 6	Mirror, Float Glass, With SS Frame, 2' X 6'	1		-	-	-	-	-	-	-	-	-	CFCI	
088313 L	Mirror, Float Glass, With SS Frame	1		-	-	-	-	-	-	-	-	-	CFCI	
102813 CH	Hook, Garment, Double, SS, Surface Mounted	1		-	-	-	-	-	-	-	-	-	CFCI	
102813 GB	Grab Bar, 1-1/4" Dia., SS, 2 Wall, W/C Accessible	2		-	-	-	-	-	-	-	-	-	CFCI	
102813HS	Dispenser, Hand Sanitizer, Wall Mtd.	2		-	-	-	-	-	-	-	-	-	CFCI	*Confirm per contract/lease requirements
102813PT	Dispenser, Paper Towel, SS, Surface Mounted	3		-	-	-	-	-	-	-	-	-	CFCI	*Confirm per contract/lease requirements
102813SD	Dispenser, Soap, Disposable	3		-	-	-	-	-	-	-	-	-	CFCI	*Confirm per contract/lease requirements
121000	Artwork, Decorative, With Frame	1		-	-	-	-	-	-	-	-	-	OFOI	
125213 B	Chair, Bariatric, Side With Arms	1		-	-	-	-	-	-	-	-	-	OFOI	
224213T	Toilet, Vitreous China, Slab Type	1		Y	-	-	-	-	-	-	-	-	CFCI	
224216 L	Sink, bottom mount, solid surface	1		Y	-	-	-	-	-	-	-	-	CFCI	
224216L	Lavatory, Vitreous China, Slab Type	1		Y	-	-	-	-	-	-	-	-	CFCI	Includes pipe insulation
265119UC	Under cabinet lights, LED	3		-	Y	-	-	-	-	-	-	-	CFCI	
IR	Track and Bracket, Humanscale V647	1		-	-	-	-	-	-	-	-	-	OFOI	Install blocking behind track starting at least 4" above and below track. Begin blocking 2" above junction boxes.
RM-SGN	Room Sign, Per Standards	2		-	-	-	-	-	-	-	-	-	CFCI	Location confirmed by UTSW PM and UTSW sign shop
RNCALL	Nurse Call Button	2		-	-	-	-	-	-	-	Y	-	CFCI	*Hospital based only. Includes light fixture in hallway

**Utilities Key**

- |                                     |                                  |
|-------------------------------------|----------------------------------|
| 1. Water / Drain - 1 sink and drain | 5. Non MedGas                    |
| 2. Electricity - Standard power     | 6. Vacuum                        |
| 3. MedGas                           | 7. Data - Data and clinical data |
| 4. Misc Gas                         | 8. Misc.                         |

**Furnish Key**

- OFOI - Owner Furnished, Owner Installed  
 OFVI - Owner Furnished, Vendor Installed  
 OFCI - Owner Furnished, Contractor Installed  
 CFCI - Contractor Furnished, Contractor Installed

## Space Design Guidelines - Basis of Design

Space: Procedure Room with Toilet	Department: Practice Based Clinic	Area: 289 SF
Drawing: Data/Power Schedule	Drawing Scale: NTS	Last Update: 11/16/2023

### Electrical Fixtures

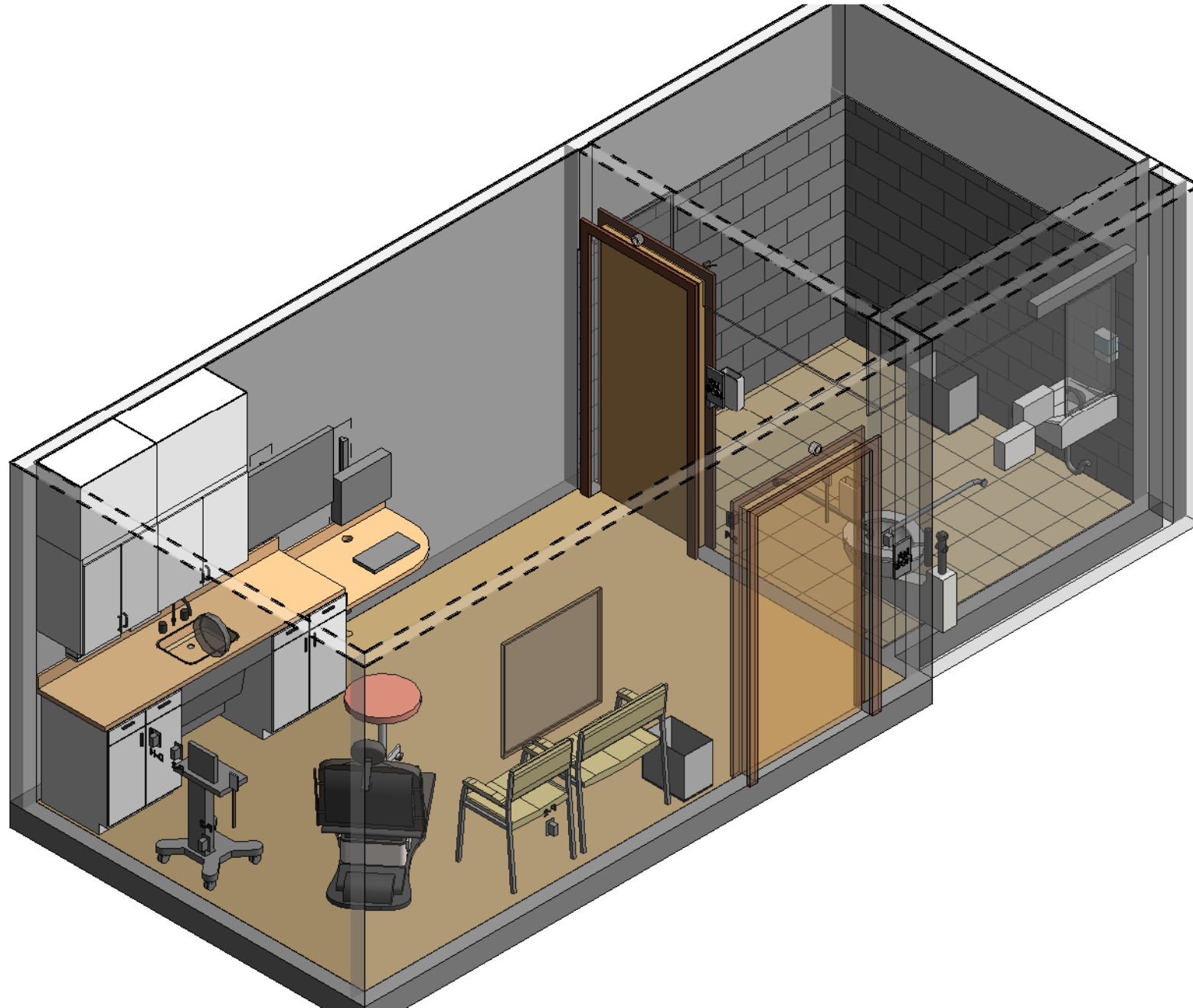
USTW ID	Item	Qty.
J	Power - Junction box	1
P-2	Power - Duplex - 120 V	8

### Data Fixtures

UTSW ID	Item	Qty
D-H	Data - Qty 2, USB - Qty 1	2
D-U	USB - Qty 1	1

## Space Design Guidelines - Basis of Design

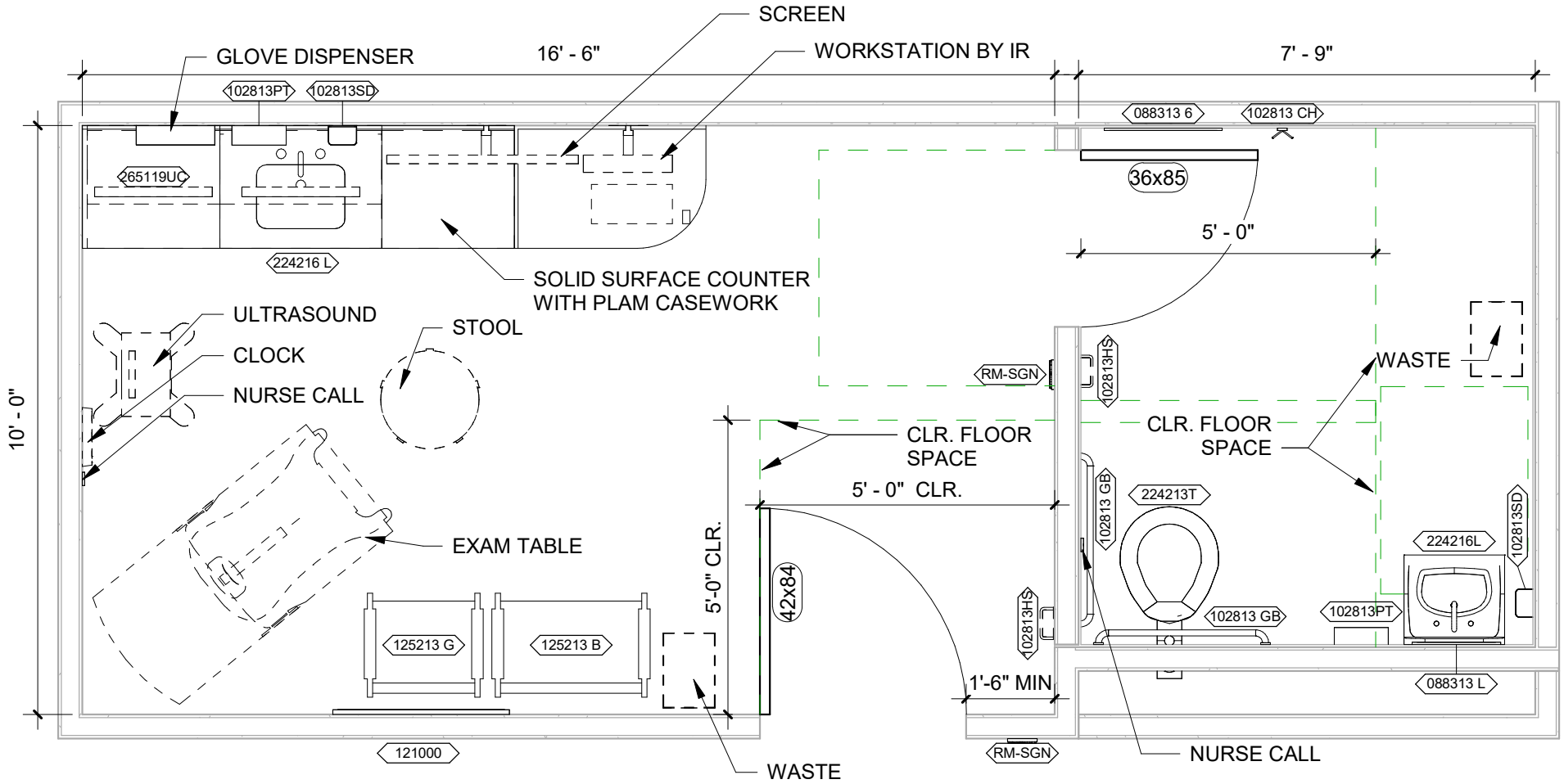
Space: Ultrasound / Sonogram	Department: Practice Based Clinic	Area: 233 SF
Drawing: Room Isometric	Drawing Scale: NTS	Last Update: 11/16/2023





**Space Design Guidelines - Basis of Design**

Space: Ultrasound / Sonogram	Department: Practice Based Clinic	Area: 233 SF
Drawing: Floor Plan	Drawing Scale: 3/8" = 1'-0"	Last Update: 11/16/2023



## Space Design Guidelines - Basis of Design

Space: Ultrasound / Sonogram	Department: Practice Based Clinic	Area: 233 SF
Drawing: Space Notes	Drawing Scale: NTS	Last Update: 11/16/2023

### Plan Space Narrative:

Information provided shall be confirmed with UTSW PM.

Furnish assignments shall be confirmed by the UTSW PM. Entity furnishing paper towel and soap dispensers shall be confirmed per project location and lease requirements.

Dashed equipment is specified per project by UTSW

Items noted with symbol are shown on the Component Schedule

Toilet may not be incorporated into all planned spaces. Confirm with UTSW PM.

### UTSW Special Plan Considerations:

Flooring: LVT TLT: Tile \*Provide smooth flooring transition without lip or raised strip

Base: Rubber Base TLT: Tile

Ceiling: 2x2 ACT TLT: Gypsum, epoxy paint

Walls: Paint TLT: Tile, Epoxy paint

Casework: Plastic Laminate, extend upper casework to ceiling grid.

Countertops: Solid Surface

Blocking (BLKG) by GC shall be coordinated prior to installation.

GC shall run conduit from the Data-H to Data-U for vitals connection to Epic at workstation, if present.

Provide black-out roller shades if windows are present.

### RCP Space Narrative:

Fire and life safety elements will be designed and laid out per project requirements.

Final layouts of access panels shall provide easy access to items with maintenance requirements.

Ultrasound room will have 2x2 ACT ceiling and gypsum in the toilet room.

### UTSW Special RCP Considerations:

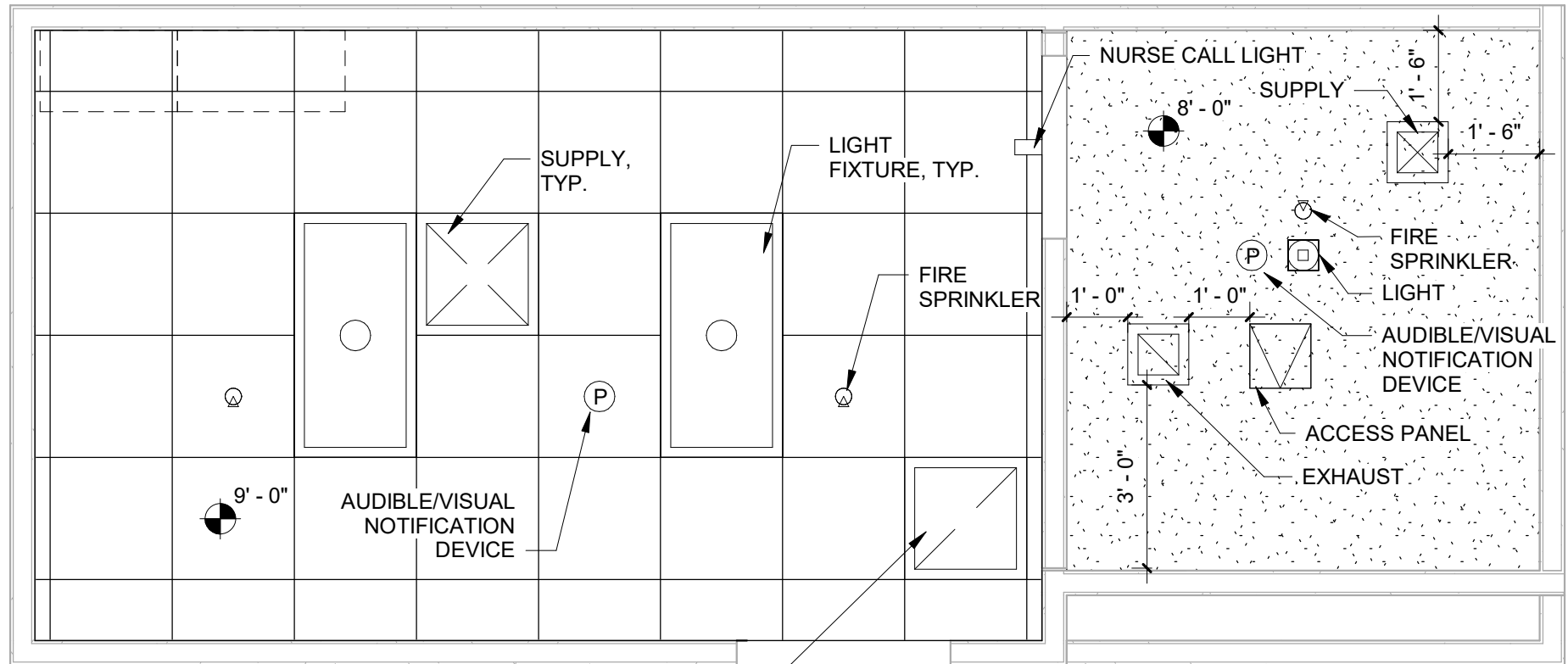
Refer to UTSW Design Guidelines to confirm light fixture types appropriate per project.

Fixtures shall be dimmable to provide full range from low light for exams to full light levels for cleaning.

Nurse call stations from both toilet room and patient area shall drive the corridor light as well as activate an indication at the nurse console.

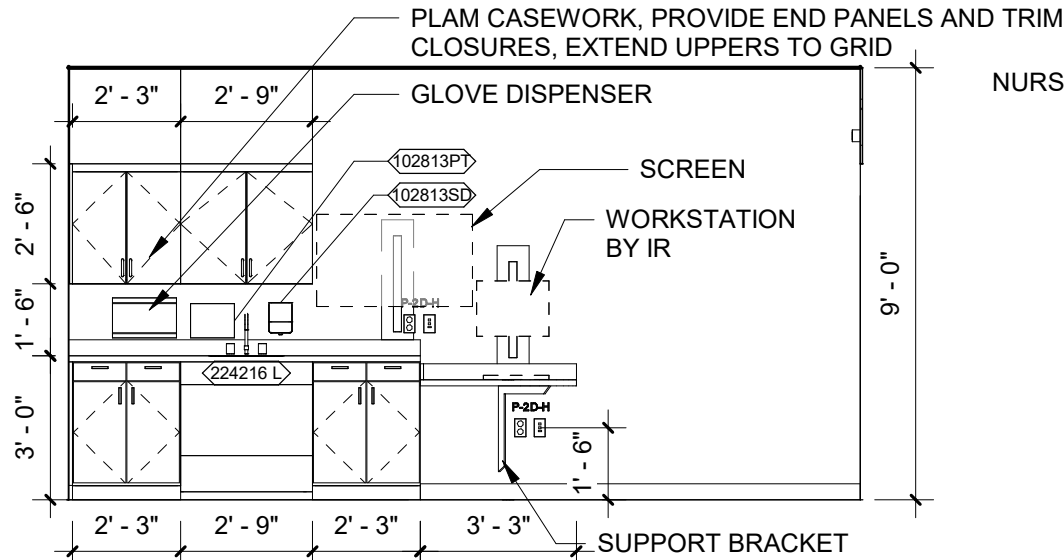
**Space Design Guidelines - Basis of Design**

Space: Ultrasound / Sonogram	Department: Practice Based Clinic	Area: 233 SF
Drawing: Reflected Ceiling Plan	Drawing Scale: 3/8" = 1'-0"	Last Update: 11/16/2023

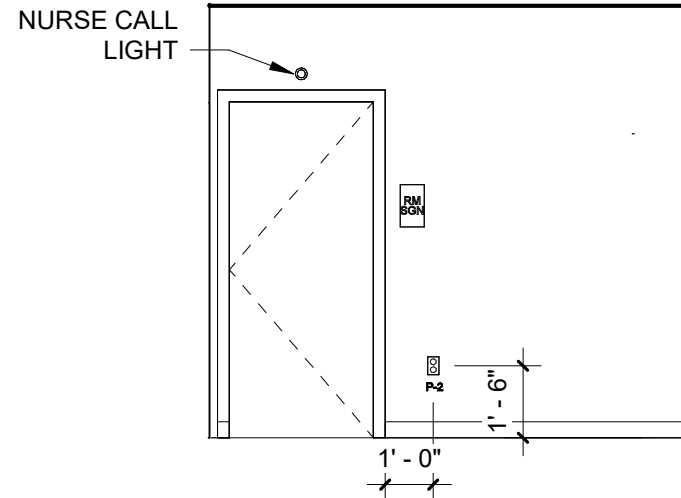


**Space Design Guidelines - Basis of Design**

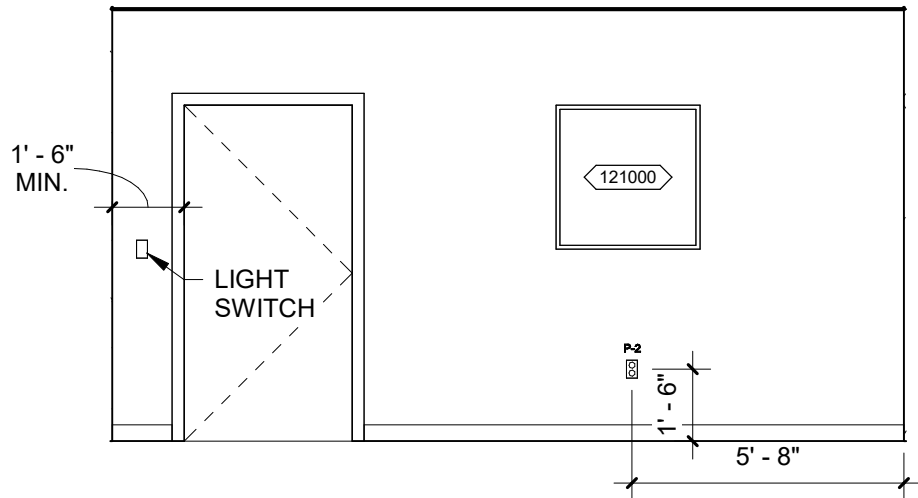
Space: Ultrasound / Sonogram	Department: Practice Based Clinic	Area: 233 SF
Drawing: Elevations	Drawing Scale: 1/4" = 1'-0"	Last Update: 11/16/2023



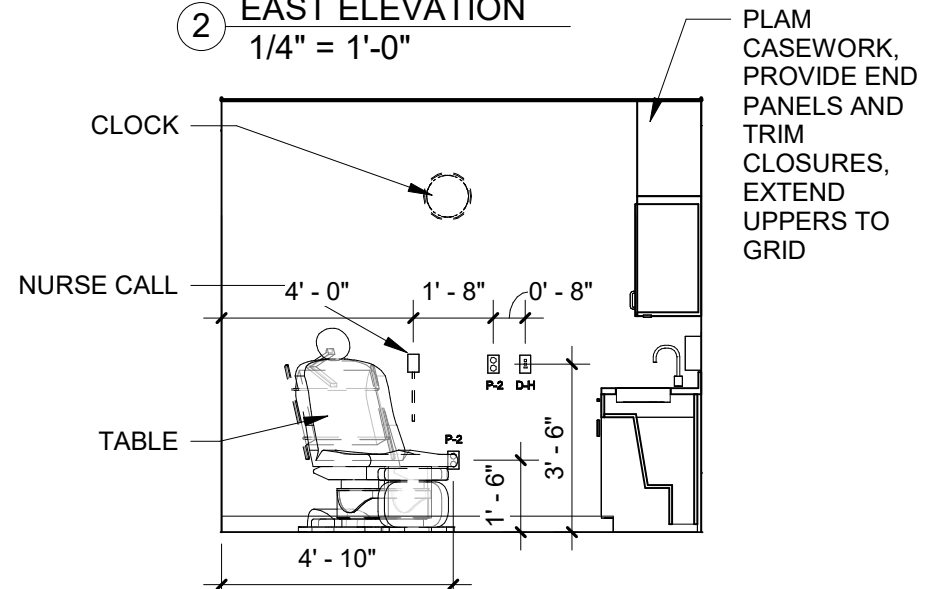
① NORTH ELEVATION  
 1/4" = 1'-0"



② EAST ELEVATION  
 1/4" = 1'-0"



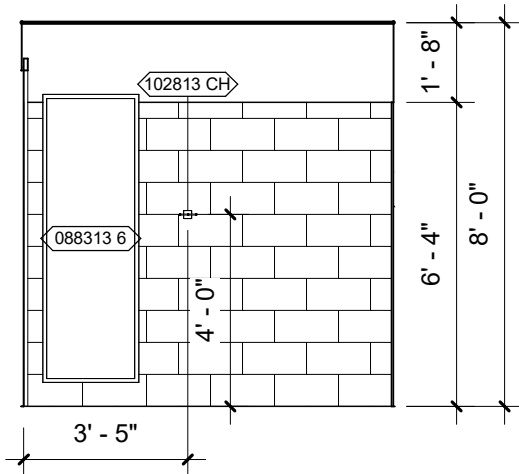
③ SOUTH ELEVATION  
 1/4" = 1'-0"



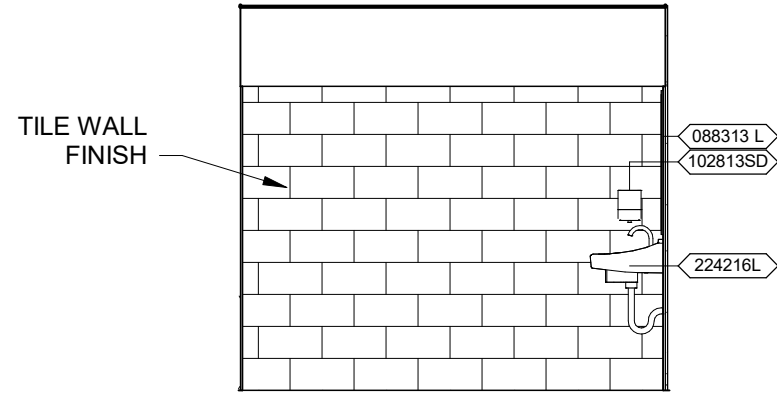
④ WEST ELEVATION  
 1/4" = 1'-0"

**Space Design Guidelines - Basis of Design**

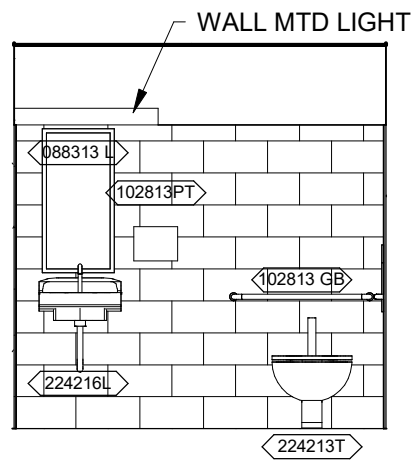
Space: Ultrasound / Sonogram	Department: Practice Based Clinic	Area: 233 SF
Drawing: Toilet Elevations	Drawing Scale: 1/4" = 1'-0"	Last Update: 11/16/2023



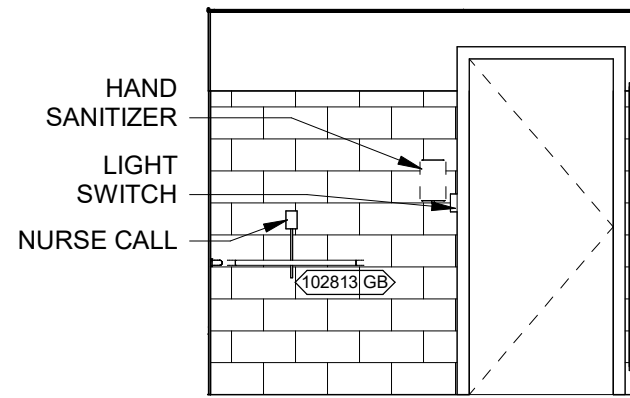
1 **TOILET NORTH ELEVATION**  
 1/4" = 1'-0"



2 **TOILET EAST ELEVATION**  
 1/4" = 1'-0"



3 **TOILET SOUTH ELEVATION**  
 1/4" = 1'-0"



4 **TOILET WEST ELEVATION**  
 1/4" = 1'-0"

## Space Design Guidelines - Basis of Design

Space: Ultrasound / Sonogram	Department: Practice Based Clinic	Area: 233 SF
Drawing: Component Schedule	Drawing Scale: NTS	Last Update: 11/16/2023

UTSW ID	Product / Manuf / Item	Qty	LF	Utilities								Furnish	Comments	
				1	2	3	4	5	6	7	8			
088313 6	Mirror, Float Glass, With SS Frame, 2' X 6'	1		-	-	-	-	-	-	-	-	-	CFCI	
088313 L	Mirror, Float Glass, With SS Frame	1		-	-	-	-	-	-	-	-	-	CFCI	
102813 CH	Hook, Garment, Double, SS, Surface Mounted	1		-	-	-	-	-	-	-	-	-	CFCI	
102813 GB	Grab Bar, 1-1/4" Dia., SS, 2 Wall, W/C Accessible	2		-	-	-	-	-	-	-	-	-	CFCI	
102813HS	Dispenser, Hand Sanitizer, Wall Mtd.	2		-	-	-	-	-	-	-	-	-	CFCI	*Confirm per contract/lease requirements
102813PT	Dispenser, Paper Towel, SS, Surface Mounted	3		-	-	-	-	-	-	-	-	-	CFCI	*Confirm per contract/lease requirements
102813SD	Dispenser, Soap, Disposable	3		-	-	-	-	-	-	-	-	-	CFCI	*Confirm per contract/lease requirements
121000	Artwork, Decorative, With Frame	1		-	-	-	-	-	-	-	-	-	OFOI	
125213 B	Chair, Bariatric, Side With Arms	1		-	-	-	-	-	-	-	-	-	OFOI	
125213 G	Guest Chair, Side With Arms	1		-	-	-	-	-	-	-	-	-	OFOI	
224213T	Toilet, Vitreous China, Slab Type	1		Y	-	-	-	-	-	-	-	-	CFCI	
224216 L	Sink, bottom mount, solid surface	1		Y	-	-	-	-	-	-	-	-	CFCI	
224216L	Lavatory, Vitreous China, Slab Type	1		Y	-	-	-	-	-	-	-	-	CFCI	Includes pipe insulation
265119UC	Under cabinet lights, LED	2		-	Y	-	-	-	-	-	-	-	CFCI	
IR	Track and Bracket, Humanscale V612-0700-0000	2		-	-	-	-	-	-	-	-	-	OFOI	Install blocking behind track starting at least 4" above and below track. Locate bottom of track 1" above top of backsplash.
IR - VS	View Screen	1		-	Y	-	-	-	-	Y	-	-	OFOI	Install blocking for mounting device.
IR-WS	Clinical Workstation	1		-	Y	-	-	-	-	Y	-	-	OFOI	
RM-SGN	Room Sign, Per Standards	2		-	-	-	-	-	-	-	-	-	CFCI	Location confirmed by UTSW PM and UTSW sign shop
RNCALL	Nurse Call Button	2		-	Y	-	-	-	-	Y	-	-	CFCI	*Hospital based only. Includes light fixture in hallway.

### Utilities Key

- |                                 |                                  |
|---------------------------------|----------------------------------|
| 1. Water / Drain                | 5. Non MedGas                    |
| 2. Electricity - Standard power | 6. Vacuum                        |
| 3. MedGas                       | 7. Data - Data and clinical data |
| 4. Misc Gas                     | 8. Misc.                         |

### Furnish Key

- OFOI - Owner Furnished, Owner Installed
- OFVI - Owner Furnished, Vendor Installed
- OFCI - Owner Furnished, Contractor Installed
- CFCI - Contractor Furnished, Contractor Installed

**Space Design Guidelines - Basis of Design**

Space: Ultrasound / Sonogram	Department: Practice Based Clinic	Area: 233 SF
Drawing: Data/Power Schedule	Drawing Scale: NTS	Last Update: 11/16/2023

**Electrical Fixtures**

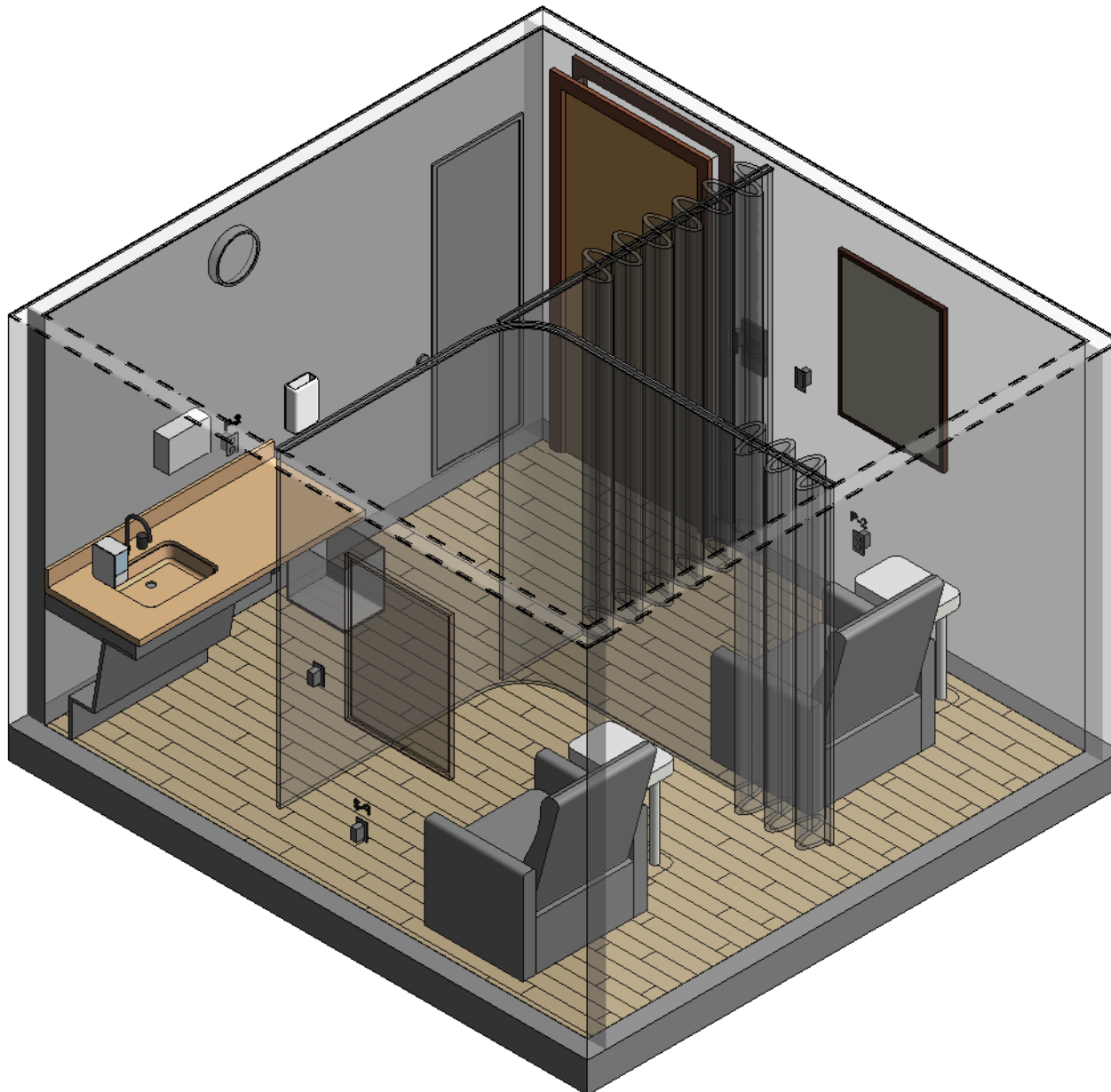
USTW ID	Item	Qty.
P-2	Power - Duplex - 120 V	6

**Data Fixtures**

UTSW ID	Item	Qty
D-H	Data - Qty 2, USB - Qty 1	1
D-U	USB - 1 QTY	3

## Space Design Guidelines - Basis of Design

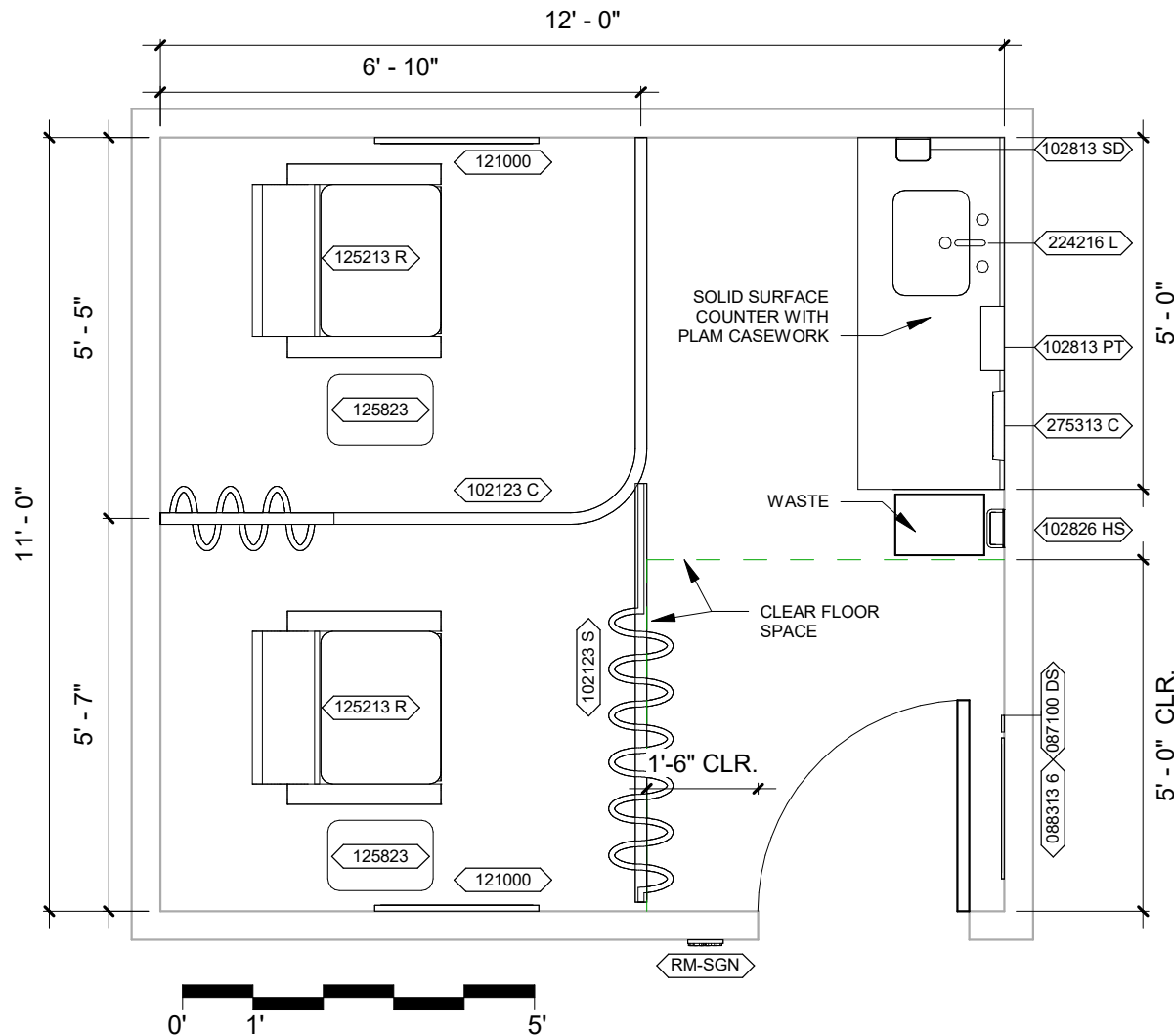
Space:	Nursing Mothers Room	Department:	General	Area:	132 SF
Drawing:	Room Isometric	Drawing Scale:	NTS	Last Update:	11/16/2023





**Space Design Guidelines - Basis of Design**

Space: Nursing Mothers Room	Department: General	Area: 132 SF
Drawing: Floor Plan	Drawing Scale: 3/8" = 1'-0"	Last Update: 11/16/2023



**Space Narrative:**

Information provided shall be confirmed with UTSW PM.

Furnish assignments shall be confirmed by the UTSW PM. Entity furnishing paper towel and soap dispensers shall be confirmed per project location and lease requirements.

Dashed equipment is specified per project by UTSW

Items noted with symbol are shown on the Component Schedule

Nursing Mother's Room with space for two occupants. Each curtain area will provide privacy for one person and includes dimmable light control for each occupant.

**UTSW Special Considerations:**

Flooring: LVT

Base: Rubber Base

Ceiling: 2x2 ACT

Walls: Paint

Casework: Plastic Laminate, extend upper casework to ceiling grid

Countertops: Solid Surface

Blocking (BLKG) by GC shall be coordinated prior to installation.

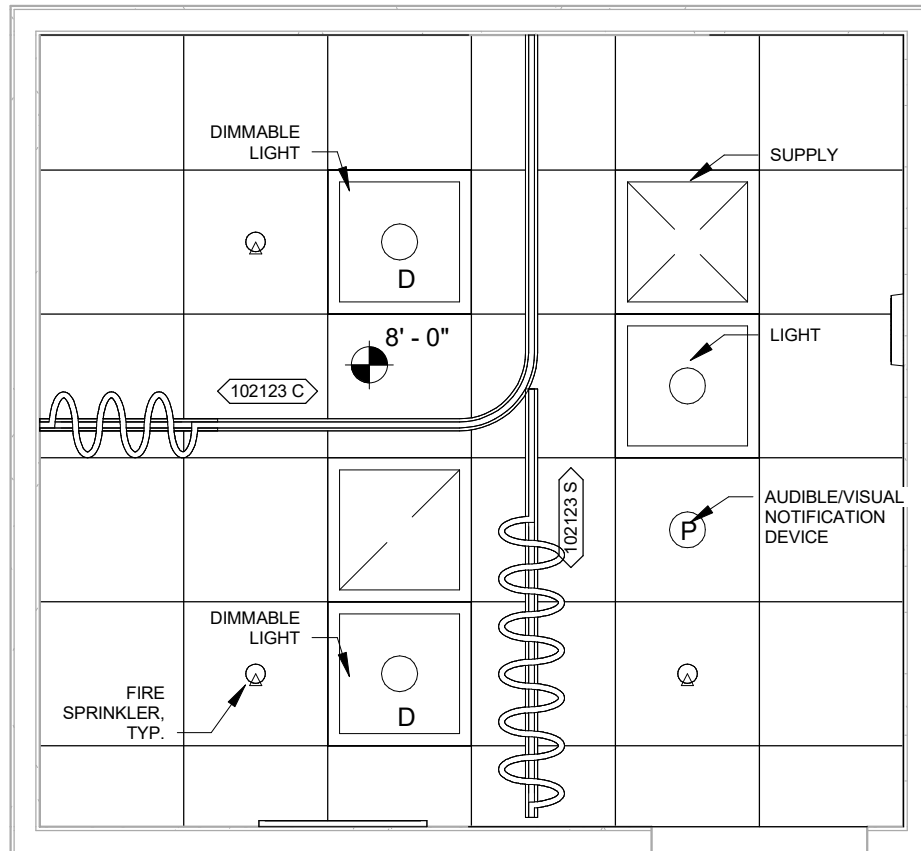
## Space Design Guidelines - Basis of Design

Space: Nursing Mothers Room	Department: General	Area: 132 SF
Drawing: Reflected Ceiling Plan	Drawing Scale: 3/8" = 1'-0"	Last Update: 11/16/2023

### Space Narrative:

Fire and life safety elements will be designed and laid out per project requirements.

Typical 2x2 ACT ceiling.



### UTSW Special Considerations:

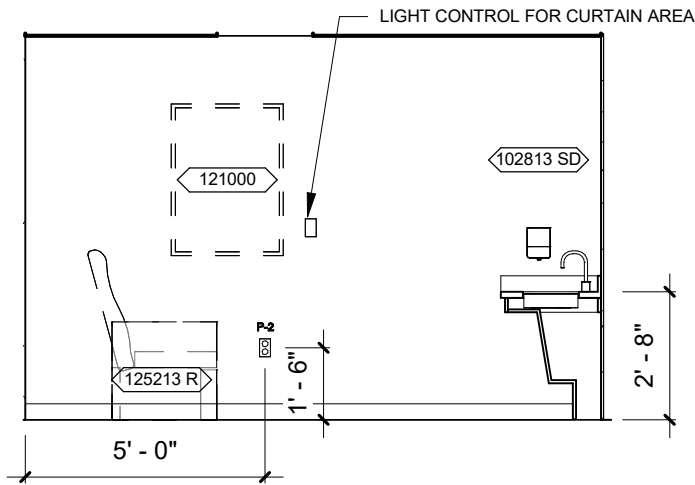
Refer to UTSW Design Guidelines to confirm light fixture types appropriate per project.

Lights within curtain area are preferred to be dimmable with wall switches as noted on the elevations. Confirm scope with UTSW PM.

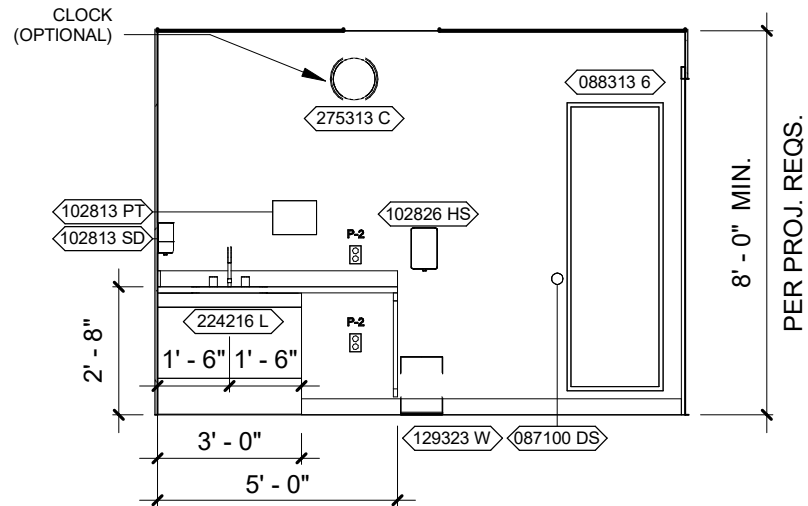
Tracks shall be well supported above the ceiling.

**Space Design Guidelines - Basis of Design**

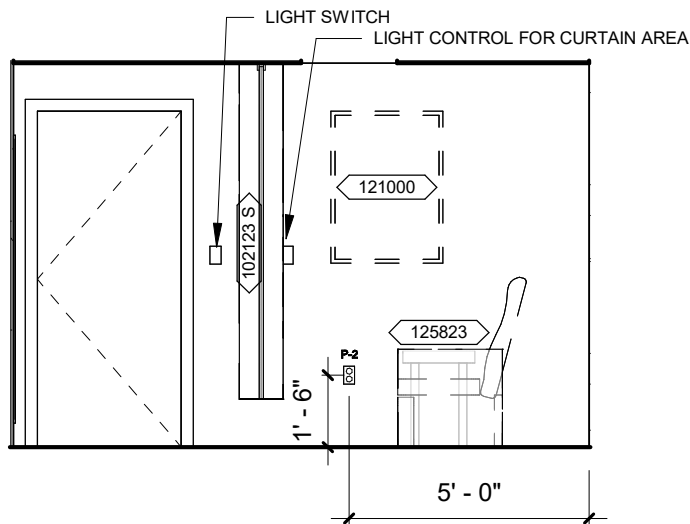
Space: Nursing Mothers Room	Department: General	Area: 132 SF
Drawing: Elevations	Drawing Scale: 1/4" = 1'-0"	Last Update: 11/16/2023



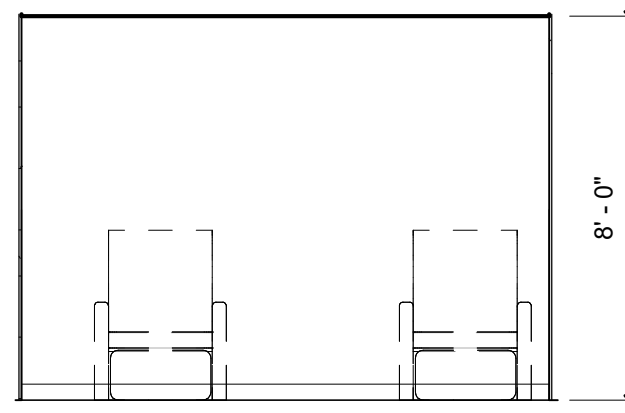
① NORTH ELEVATION  
 1/4" = 1'-0"



② EAST ELEVATION  
 1/4" = 1'-0"



③ SOUTH ELEVATION  
 1/4" = 1'-0"



④ WEST ELEVATION  
 1/4" = 1'-0"

8' - 0" MIN.  
 PER PROJ. REQS.

**Space Design Guidelines - Basis of Design**

Space: Nursing Mothers Room	Department: General	Area: 132 SF
Drawing: Component Schedule	Drawing Scale: NTS	Last Update: 11/16/2023

UTSW ID	Product / Manuf / Item	Qty	LF	Utilities								Furnish	Comments	
				1	2	3	4	5	6	7	8			
087100 DS	Door Stop	1		-	-	-	-	-	-	-	-	-	CFCI	
088313 6	Mirror, Float Glass, With SS Frame, 2' X 6'	1		-	-	-	-	-	-	-	-	-	CFCI	
102123 C	Curved Track, Surface Mounted, With Curtain	1	5'-5" x 6'-10"	-	-	-	-	-	-	-	-	-	CFCI	IA specifies curtain
102123 S	Straight Track, Cubicle, Surface Mounted, With Curtain	1	5' - 7"	-	-	-	-	-	-	-	-	-	CFCI	IA specifies curtain
102813 PT	Dispenser, Paper Towel, SS, Surface Mounted	1		-	-	-	-	-	-	-	-	-	CFCI	*Confirm per contract/lease requirements
102813 SD	Dispenser, Soap, Disposable	1		-	-	-	-	-	-	-	-	-	CFCI	*Confirm per contract/lease requirements
102826 HS	Hand Sanitizer, Wall Mtd.	1		-	-	-	-	-	-	-	-	-	CFCI	*Confirm per contract/lease requirements
121000	Artwork, Decorative, With Frame	2		-	-	-	-	-	-	-	-	-	OFOI	
125213 R	Reclining Chair	2		-	-	-	-	-	-	-	-	-	OFOI	
125823	Table - Small - Square	2		-	-	-	-	-	-	-	-	-	OFOI	
129323 W	Waste, Black, Fire Resistant	1		-	-	-	-	-	-	-	-	-	OFOI	
224216 L	Sink, bottom mount, solid surface	1		Y	-	-	-	-	-	-	-	-	CFCI	
275313 C	Clock, Digital, Wireless	1		-	-	-	-	-	-	-	-	-	OFOI	
RM-SGN	Room Sign, Per Standards	1		-	-	-	-	-	-	-	-	-	CFCI	Location confirmed by UTSW PM and UTSW sign shop

**Utilities Key**

- |                                     |                                  |
|-------------------------------------|----------------------------------|
| 1. Water / Drain - 1 sink and drain | 5. Non MedGas                    |
| 2. Electricity - Standard power     | 6. Vacuum                        |
| 3. MedGas                           | 7. Data - Data and clinical data |
| 4. Misc Gas                         | 8. Misc.                         |

**Furnish Key**

- OFOI - Owner Furnished, Owner Installed  
 OFVI - Owner Furnished, Vendor Installed  
 OFCI - Owner Furnished, Contractor Installed  
 CFCI - Contractor Furnished, Contractor Installed

**Space Design Guidelines - Basis of Design**

Space: Nursing Mothers Room	Department: General	Area: 132 SF
Drawing: Data/Power Schedule	Drawing Scale: NTS	Last Update: 11/16/2023

**Electrical Fixtures**

<b>USTW ID</b>	<b>Item</b>	<b>Qty.</b>
P-2	Power - Duplex - 120 V	4

**Data Fixtures**

<b>UTSW ID</b>	<b>Item</b>	<b>Qty</b>
----------------	-------------	------------

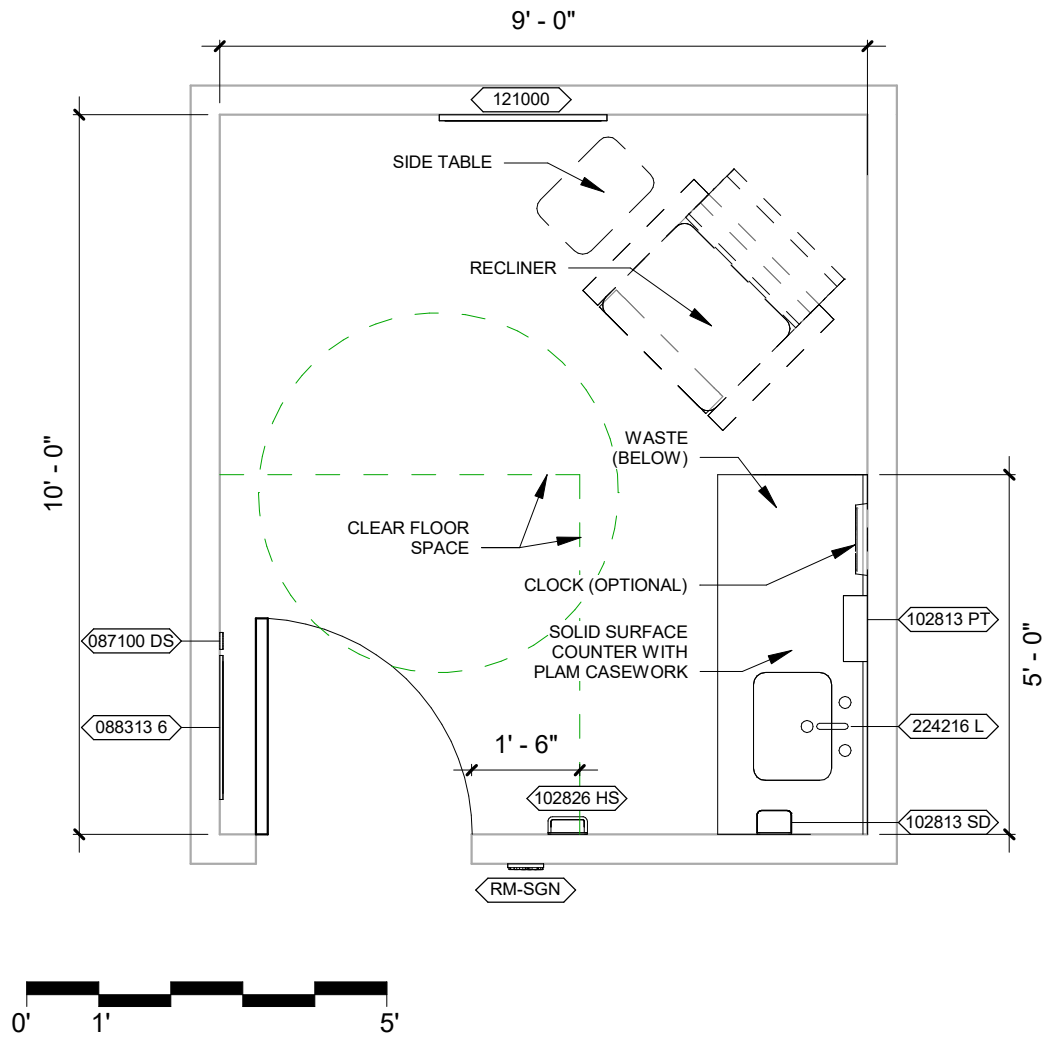
## Space Design Guidelines - Basis of Design

Space:	Nursing Mothers Room - Individual	Department:	General	Area:	90 SF
Drawing:	Room Isometric	Drawing Scale:	NTS	Last Update:	11/16/2023



## Space Design Guidelines - Basis of Design

Space: Nursing Mothers Room - Individual	Department: General	Area: 90 SF
Drawing: Floor Plan	Drawing Scale: 3/8" = 1'-0"	Last Update: 11/16/2023



### Space Narrative:

Information provided shall be confirmed with UTSW PM.

Furnish assignments shall be confirmed by the UTSW PM. Entity furnishing paper towel and soap dispensers shall be confirmed per project location and lease requirements.

Dashed equipment is specified per project by UTSW

Items noted with symbol are shown on the Component Schedule

### UTSW Special Considerations:

Flooring: LVT

Base: Rubber Base

Ceiling: 2x2 ACT

Walls: Paint

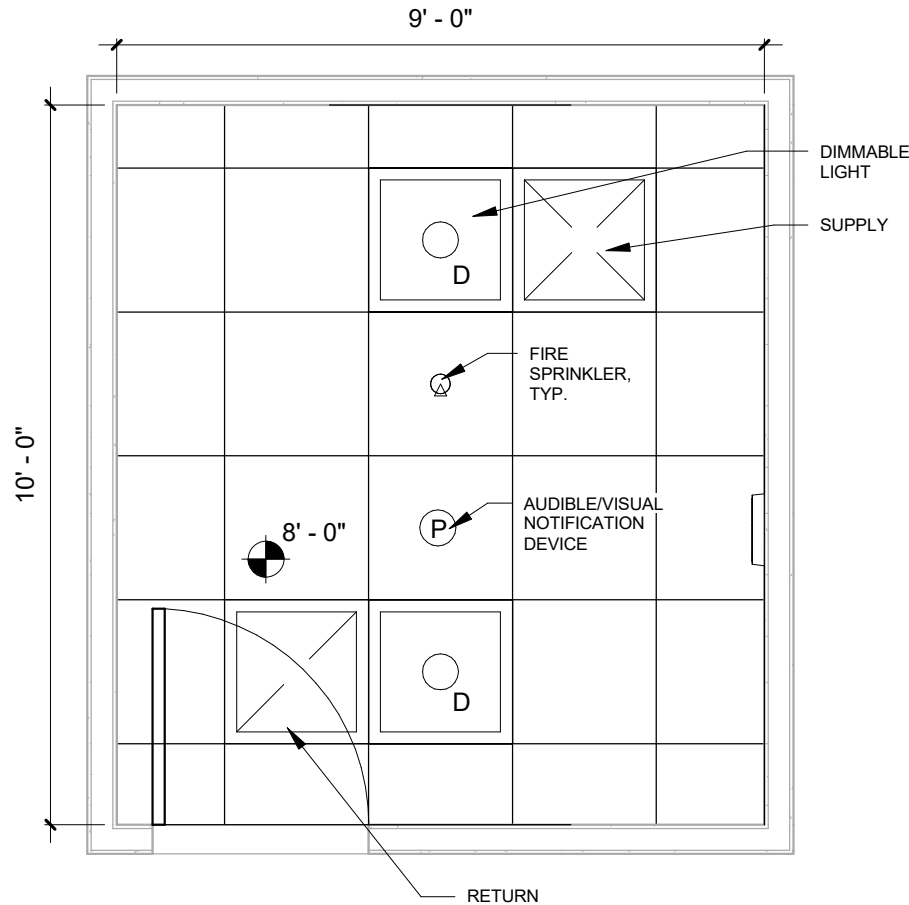
Casework: Plastic Laminate, extend upper casework to ceiling grid

Countertops: Solid Surface

Blocking (BLKG) by GC shall be coordinated prior to installation.

**Space Design Guidelines - Basis of Design**

Space: Nursing Mothers Room - Individual	Department: General	Area: 90 SF
Drawing: Reflected Ceiling Plan	Drawing Scale: 3/8" = 1'-0"	Last Update: 11/16/2023



**Space Narrative:**

Fire and life safety elements will be designed and laid out per project requirements.

Typical 2x2 ACT ceiling.

**UTSW Special Considerations:**

Refer to UTSW Design Guidelines to confirm light fixture types appropriate per project.

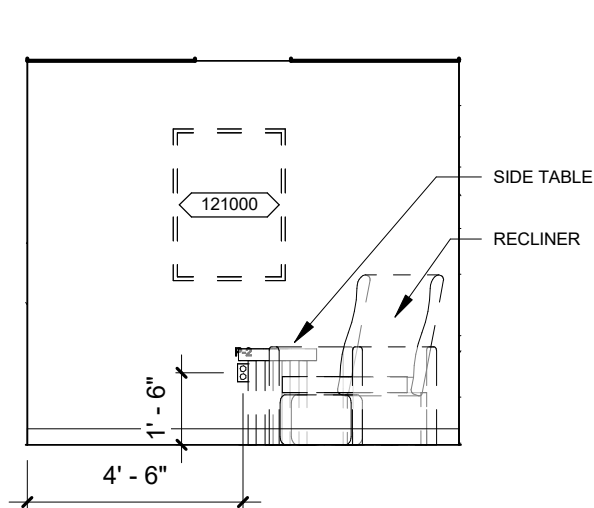
Lights are preferred to be dimmable. Confirm scope with UTSW PM.



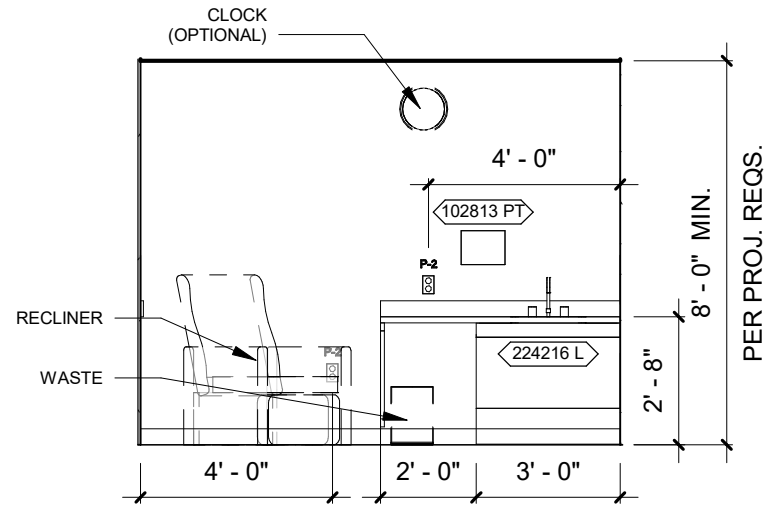


**Space Design Guidelines - Basis of Design**

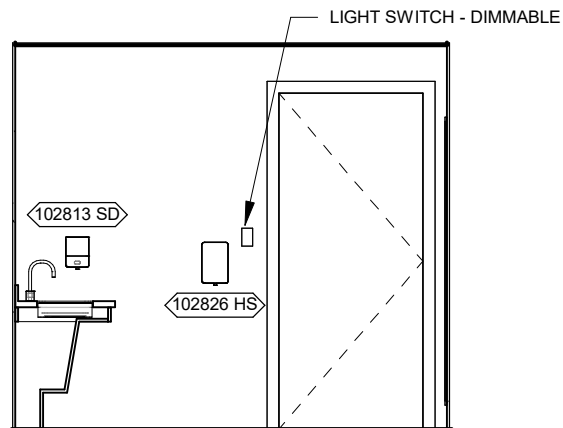
Space: Nursing Mothers Room - Individual	Department: General	Area: 90 SF
Drawing: Elevations	Drawing Scale: 1/4" = 1'-0"	Last Update: 11/16/2023



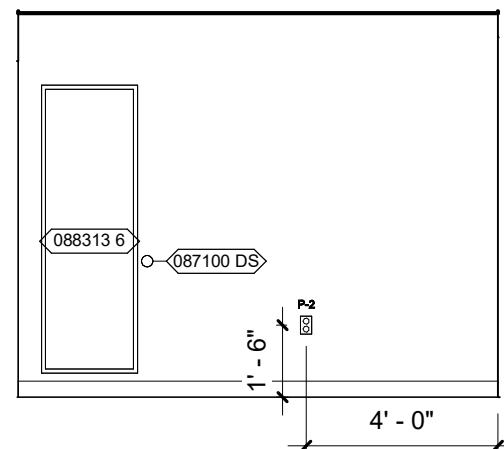
① **NORTH ELEVATION**  
 1/4" = 1'-0"



② **EAST ELEVATION**  
 1/4" = 1'-0"



③ **SOUTH ELEVATION**  
 1/4" = 1'-0"



④ **WEST ELEVATION**  
 1/4" = 1'-0"

**Space Design Guidelines - Basis of Design**

Space: Nursing Mothers Room - Individual	Department: General	Area: 90 SF
Drawing: Component Schedule	Drawing Scale: NTS	Last Update: 11/16/2023

UTSW ID	Product / Manuf / Item	Qty	LF	Utilities								Furnish	Comments	
				1	2	3	4	5	6	7	8			
087100 DS	Door Stop	1		-	-	-	-	-	-	-	-	-	CFCI	
088313 6	Mirror, Float Glass, With SS Frame, 2' X 6'	1		-	-	-	-	-	-	-	-	-	CFCI	
102813 PT	Dispenser, Paper Towel, SS, Surface Mounted	1		-	-	-	-	-	-	-	-	-	CFCI	*Confirm per contract/lease requirements
102813 SD	Dispenser, Soap, Disposable	1		-	-	-	-	-	-	-	-	-	CFCI	*Confirm per contract/lease requirements
102826 HS	Hand Sanitizer, Wall Mtd.	1		-	-	-	-	-	-	-	-	-	CFCI	*Confirm per contract/lease requirements
121000	Artwork, Decorative, With Frame	1		-	-	-	-	-	-	-	-	-	OFOI	
125213 R	Reclining Chair	1		-	-	-	-	-	-	-	-	-	OFOI	
125823	Table - Small - Square	1		-	-	-	-	-	-	-	-	-	OFOI	
129323 W	Waste, Black, Fire Resistant	1		-	-	-	-	-	-	-	-	-	OFOI	
224216 L	Sink, bottom mount, solid surface	1		Y	-	-	-	-	-	-	-	-	CFCI	
275313 C	Clock, Digital, Wireless	1		-	-	-	-	-	-	-	-	-	OFOI	
RM-SGN	Room Sign, Per Standards	1		-	-	-	-	-	-	-	-	-	CFCI	Location confirmed by UTSW PM and UTSW sign shop

Utilities Key

- |                                     |                                  |
|-------------------------------------|----------------------------------|
| 1. Water / Drain - 1 sink and drain | 5. Non MedGas                    |
| 2. Electricity - Standard power     | 6. Vacuum                        |
| 3. MedGas                           | 7. Data - Data and clinical data |
| 4. Misc Gas                         | 8. Misc.                         |

Furnish Key

- OFOI - Owner Furnished, Owner Installed  
 OFVI - Owner Furnished, Vendor Installed  
 OFCI - Owner Furnished, Contractor Installed  
 CFCI - Contractor Furnished, Contractor Installed

**Space Design Guidelines - Basis of Design**

Space: Nursing Mothers Room - Individual	Department: General	Area: 90 SF
Drawing: Data/Power Schedule	Drawing Scale: NTS	Last Update: 11/16/2023

**Electrical Fixtures**

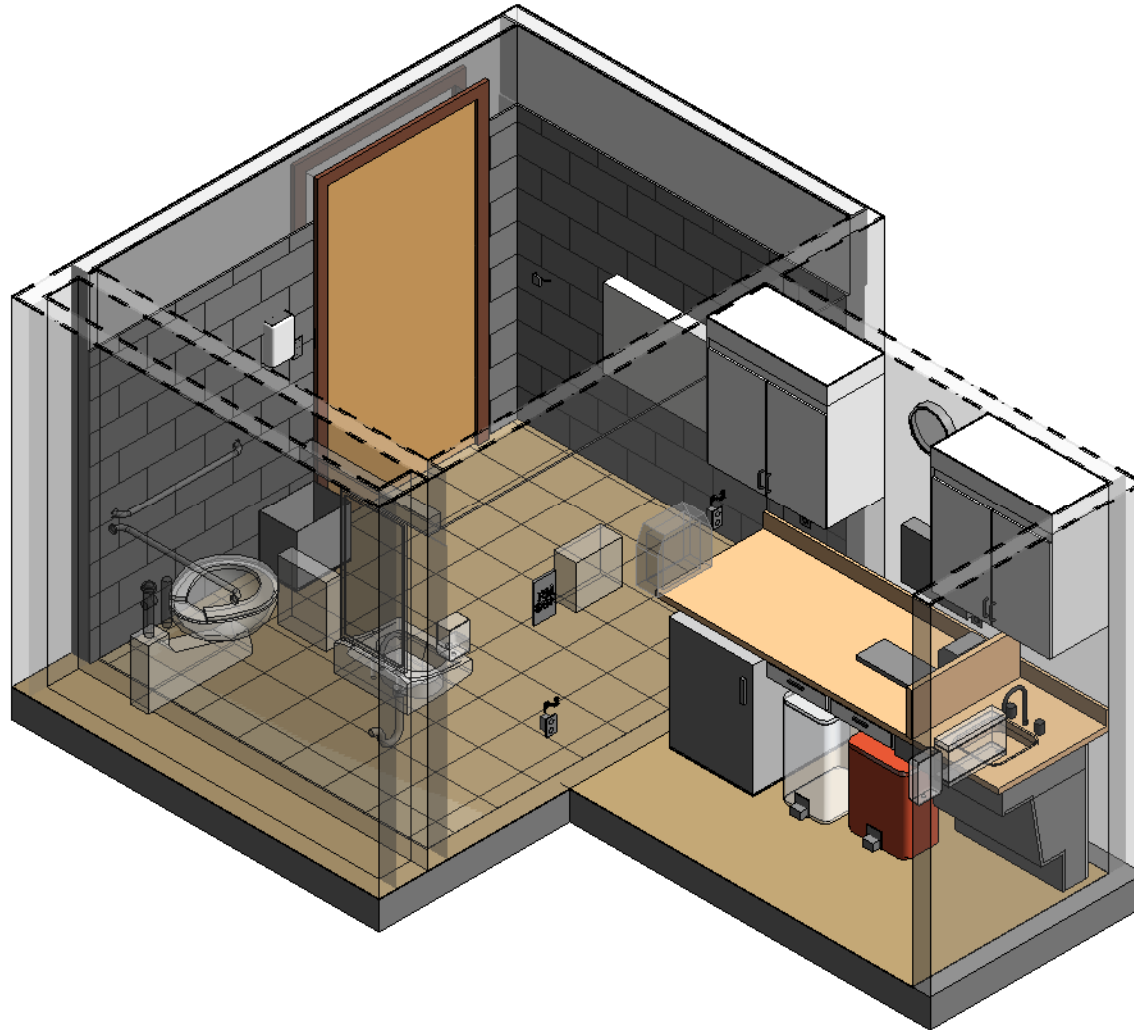
<b>USTW ID</b>	<b>Item</b>	<b>Qty.</b>
P-2	Power - Duplex - 120 V	4

**Data Fixtures**

<b>UTSW ID</b>	<b>Item</b>	<b>Qty</b>
----------------	-------------	------------

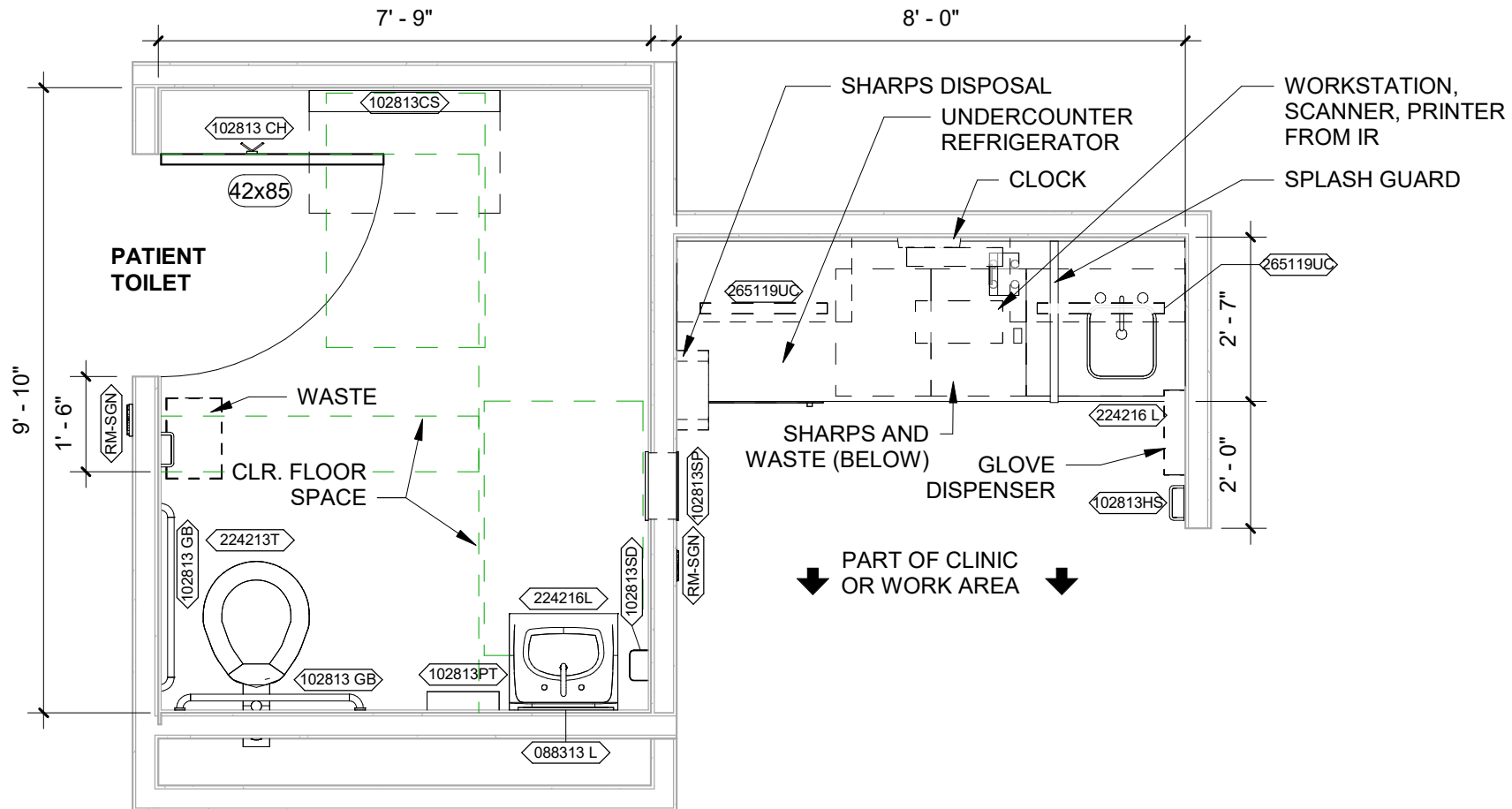
## Space Design Guidelines - Basis of Design

Space:	POC Lab (ALCOVE)	Department:	Practice Based Clinic	Area:	POC Lab: 36 SF	Toilet: 75 SF
Drawing:	Room Isometric	Drawing Scale:	NTS	Last Update:	11/16/2023	



**Space Design Guidelines - Basis of Design**

Space: POC Lab (ALCOVE)	Department: Practice Based Clinic	Area: POC Lab: 36 SF Toilet: 75 SF
Drawing: Floor Plan	Drawing Scale: 3/8" = 1'-0"	Last Update: 11/16/2023



## Space Design Guidelines - Basis of Design

Space: POC Lab (ALCOVE)	Department: Practice Based Clinic	Area: POC Lab: 36 SF	Toilet: 75 SF
Drawing: Space Notes	Drawing Scale: NTS	Last Update: 11/16/2023	

### Plan Space Narrative:

Information provided shall be confirmed with UTSW PM.

Furnish assignments shall be confirmed by the UTSW PM. Entity furnishing paper towel and soap dispensers shall be confirmed per project location and lease requirements.

Dashed equipment is specified per project by UTSW

Items noted with symbol are shown on the Component Schedule

Location of changing table cannot create a protruding object or project into required clearances of other elements. Changing table shall be installed to provide a minimum knee space of 27" AFF, maximum top surface of the table at 34" AFF, and controls at a maximum height of 48" AFF. Provide clear floor space, forward approach of 20" x 40".

Patient toilet design preference is for 42" wide outswinging doors. If not possible, provide rescue hardware.

### UTSW Special Plan Considerations:

- |  |  |
|--|--|
| POC: Flooring: LVT   | TLT: Tile *Ensure smooth transition without bump |
| POC: Base: Rubber Base   | TLT: Tile  |
| POC: Ceiling: 2x2 ACT  | TLT: Epoxy paint                                 |
| POC: Walls: Paint  | TLT: Tile, Epoxy paint                           |
| POC: Casework: Plastic Laminate, extend upper casework to ceiling grid |  |
| POC: Countertops: Solid Surface  |  |

Blocking (BLKG) by GC shall be coordinated prior to installation.

### RCP Space Narrative:

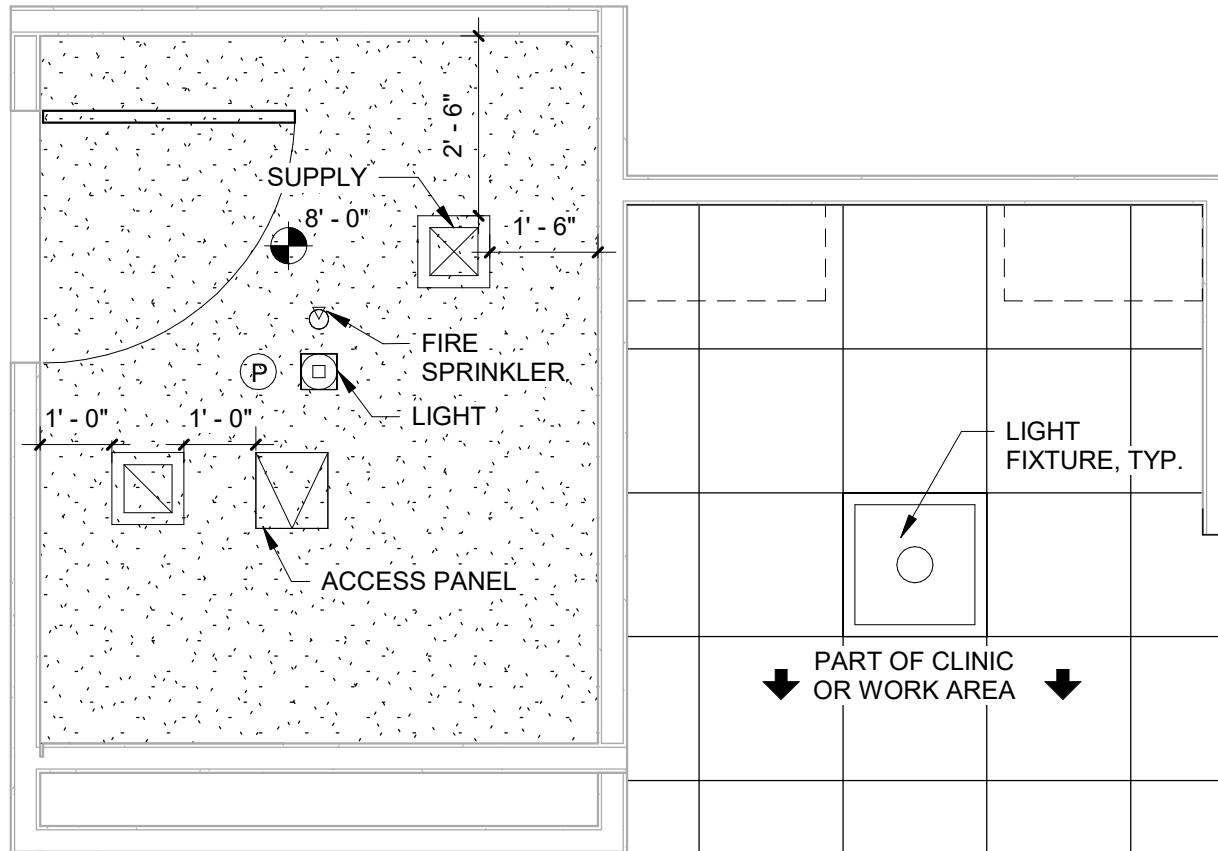
Fire and life safety elements will be designed and laid out per project requirements.

### UTSW Special RCP Considerations:

Refer to UTSW Design Guidelines to confirm light fixture types appropriate per project.

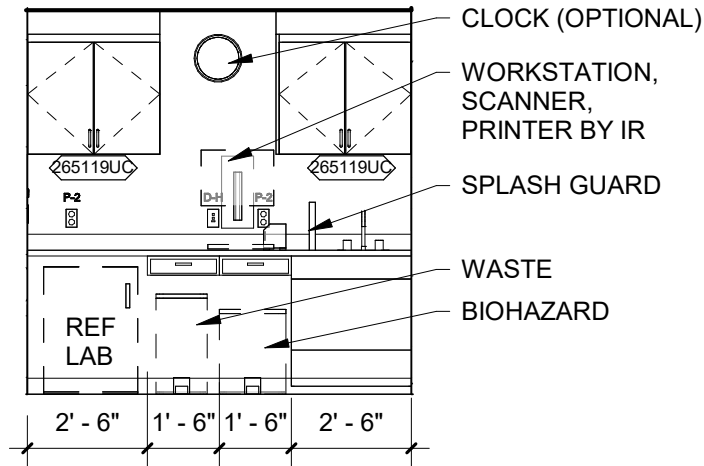
**Space Design Guidelines - Basis of Design**

Space: POC Lab (ALCOVE)	Department: Practice Based Clinic	Area: POC Lab: 36 SF Toilet: 75 SF
Drawing: Reflected Ceiling Plan	Drawing Scale: 3/8" = 1'-0"	Last Update: 11/16/2023

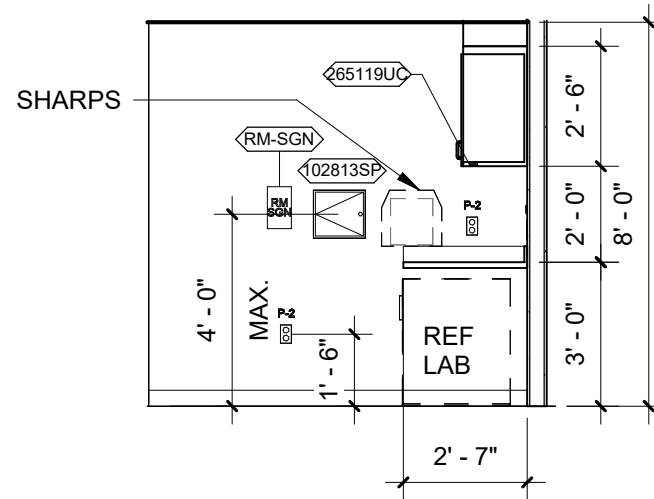


**Space Design Guidelines - Basis of Design**

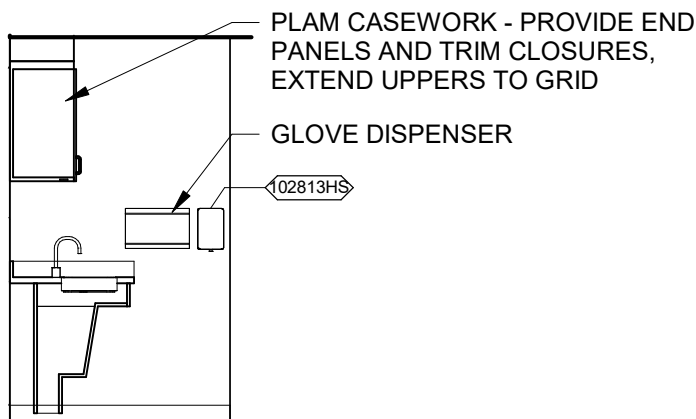
Space: POC Lab (ALCOVE)	Department: Practice Based Clinic	Area: POC Lab: 36 SF Toilet: 75 SF
Drawing: Elevations	Drawing Scale: 1/4" = 1'-0"	Last Update: 11/16/2023



① NORTH ELEVATION  
 1/4" = 1'-0"



② WEST ELEVATION  
 1/4" = 1'-0"

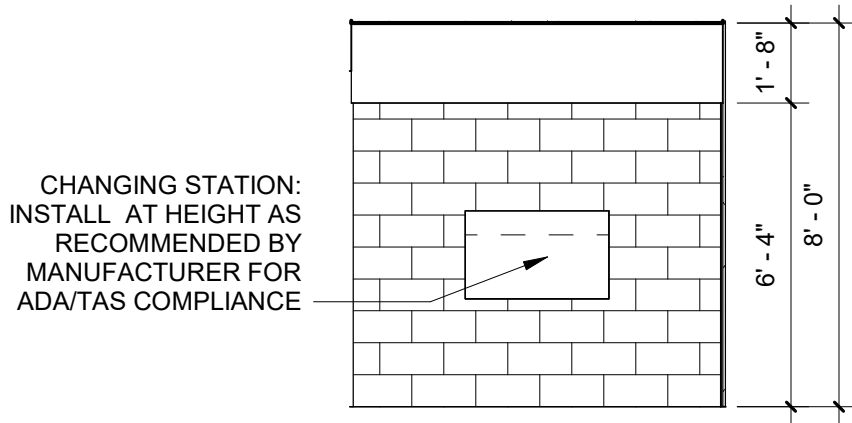


③ EAST ELEVATION  
 1/4" = 1'-0"

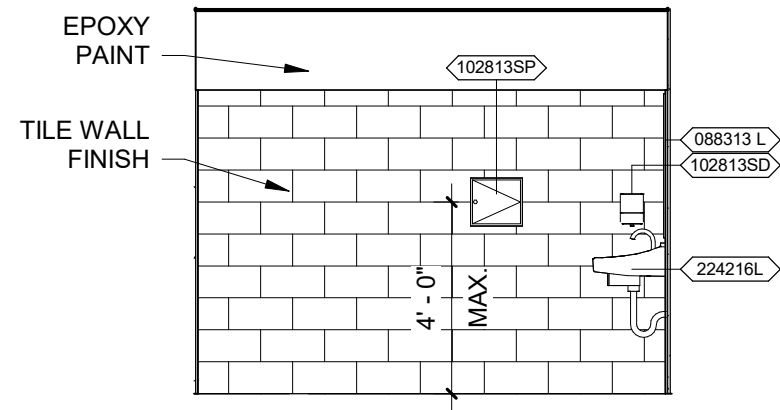


**Space Design Guidelines - Basis of Design**

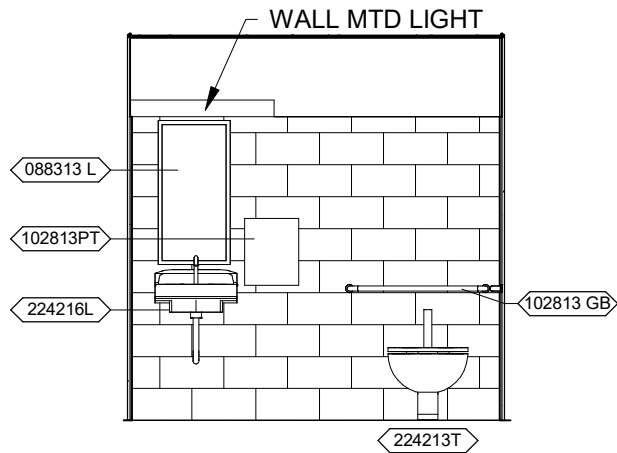
Space: POC Lab (ALCOVE)	Department: Practice Based Clinic	Area: POC Lab: 36 SF Toilet: 75 SF
Drawing: Toilet Elevations	Drawing Scale: 1/4" = 1'-0"	Last Update: 11/16/2023



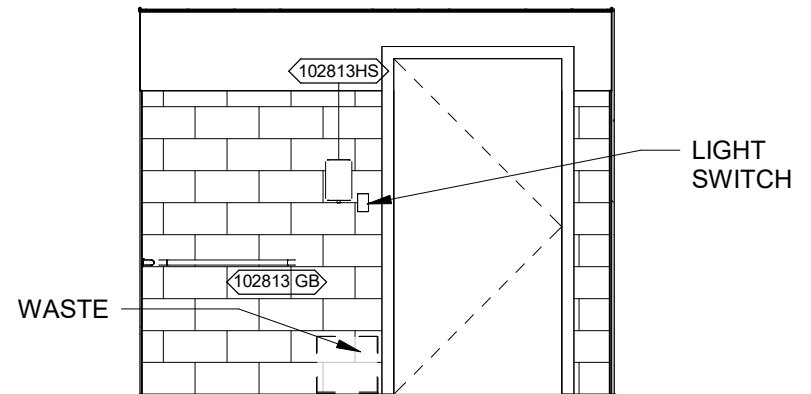
① **TOILET - NORTH ELEVATION**  
 1/4" = 1'-0"



② **TOILET - EAST ELEVATION**  
 1/4" = 1'-0"



③ **TOILET - SOUTH ELEVATION**  
 1/4" = 1'-0"



④ **TOILET - WEST ELEVATION**  
 1/4" = 1'-0"

## Space Design Guidelines - Basis of Design

Space: POC Lab (ALCOVE)	Department: Practice Based Clinic	Area: POC Lab: 36 SF Toilet: 75 SF
Drawing: Component Schedule	Drawing Scale: NTS	Last Update: 11/16/2023

UTSW ID	Product / Manuf / Item	Qty	LF	Utilities								Furnish	Comments	
				1	2	3	4	5	6	7	8			
088313 L	Mirror, Float Glass, With SS Frame	1		-	-	-	-	-					CFCI	
102813 CH	Hook, Garment, Double, SS, Surface Mounted	1		-	-	-	-	-	-	-	-	-	CFCI	
102813 GB	Grab Bar, 1-1/4" Dia., SS, 2 Wall, W/C Accessible	2		-	-	-	-	-					CFCI	
102813CS	Diaper Changing Station, Surface Mounted	1		-	-	-	-	-	-	-	-	-	CFCI	Mounting height to comply with ADA/TAS requirements
102813HS	Dispenser, Hand Sanitizer, Wall Mtd.	2		-	-	-	-	-	-	-	-	-	CFCI	*Confirm per contract/lease requirements
102813PT	Dispenser, Paper Towel, SS, Auto/Recessed	1		-	-	-	-	-	-	-	-	-	CFCI	*Confirm per contract/lease requirements
102813SD	Dispenser, Soap, Disposable	1		-	-	-	-	-	-	-	-	-	CFCI	*Confirm per contract/lease requirements
102813SP	Specimen Pass-Through, SS, In-wall mounted	1		-	-	-	-	-	-	-	-	-	CFCI	Confirm model to match wall thickness
113013 LR	Undercounter laboratory refrigerator	1		-	Y	-	-	-	-	Y	-	-	OFOI	
224213T	Toilet, Vitreous China, Slab Type	1		Y	-	-	-	-	-	-	-	-	CFCI	
224216 L	Sink, bottom mount, solid surface	1		Y	-	-	-	-	-	-	-	-	CFCI	
224216L	Lavatory, Vitreous China, Slab Type	1		Y	-	-	-	-	-	-	-	-	CFCI	Includes pipe insulation
265119UC	Under cabinet lights, LED	2		-	Y	-	-	-	-	-	-	-	CFCI	
IR	Track and Bracket, Humanscale V612-0700-0000	1		-	-	-	-	-	-	-	-	-	OFOI	Install blocking behind track starting at least 4" above and below track. Locate bottom of track 1" above top of backsplash.
RM-SGN	Room Sign, Per Standards	2		-	-	-	-	-	-	-	-	-	CFCI	Location confirmed by UTSW PM and UTSW sign shop
Waste - Biohazard	Step on biohazard waste	1		-	-	-	-	-	-	-	-	-	OFOI	
Waste - Step	Step on waste	1		-	-	-	-	-	-	-	-	-	OFOI	

### Utilities Key

- |                                     |                                  |
|-------------------------------------|----------------------------------|
| 1. Water / Drain - 1 sink and drain | 5. Non MedGas                    |
| 2. Electricity - Standard power     | 6. Vacuum                        |
| 3. MedGas                           | 7. Data - Data and clinical data |
| 4. Misc Gas                         | 8. Misc.                         |

### Furnish Key

- OFOI - Owner Furnished, Owner Installed  
 OFVI - Owner Furnished, Vendor Installed  
 OFCI - Owner Furnished, Contractor Installed  
 CFCI - Contractor Furnished, Contractor Installed

**Space Design Guidelines - Basis of Design**

Space: POC Lab (ALCOVE)	Department: Practice Based Clinic	Area: POC Lab: 36 SF Toilet: 75 SF
Drawing: Data/Power Schedule	Drawing Scale: NTS	Last Update: 11/16/2023

**Electrical Fixtures**

<b>USTW ID</b>	<b>Item</b>	<b>Qty.</b>
P-2	Power - Duplex - 120 V	4

**Data Fixtures**

<b>UTSW ID</b>	<b>Item</b>	<b>Qty</b>
D-H	Data - Qty 2, USB - Qty 1	1

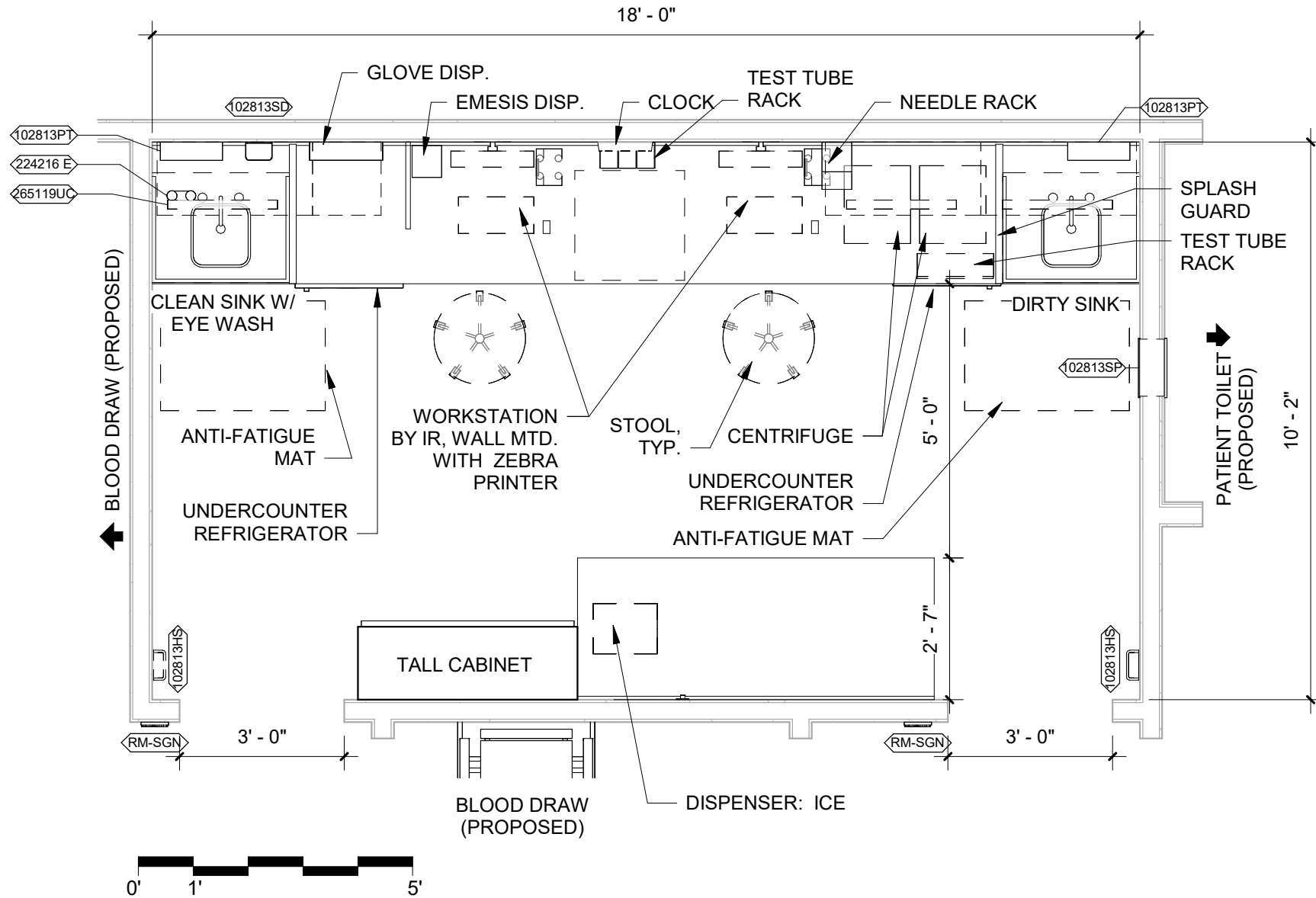
## Space Design Guidelines - Basis of Design

Space:	Processing Lab	Department:	Practice Based Clinic	Area:	121 SF
Drawing:	Room Isometric	Drawing Scale:	NTS	Last Update:	11/16/2023



**Space Design Guidelines - Basis of Design**

Space: Processing Lab	Department: Practice Based Clinic	Area: 121 SF
Drawing: Floor Plan	Drawing Scale: 3/8" = 1'-0"	Last Update: 11/16/2023



## Space Design Guidelines - Basis of Design

Space: Processing Lab	Department: Practice Based Clinic	Area: 121 SF
Drawing: Space Notes	Drawing Scale: NTS	Last Update: 11/16/2023

### Plan Space Narrative:

Information provided shall be confirmed with UTSW PM.

Furnish assignments shall be confirmed by the UTSW PM. Entity furnishing paper towel and soap dispensers shall be confirmed per project location and lease requirements.

Dashed equipment is specified per project by UTSW

Items noted with symbol are shown on the Component Schedule

Location of sharps container shown in this guideline shall be reviewed and approved by HSA (Health Systems Affairs)

### UTSW Special Plan Considerations:

Flooring: LVT

Base: Rubber Base

Ceiling: 2x2 ACT

Walls: Paint

Casework: Plastic Laminate, extend upper casework to ceiling grid

Countertops: Solid Surface

Blocking (BLKG) by GC shall be coordinated prior to installation.

### RCP Space Narrative:

Fire and life safety elements will be designed and laid out per project requirements.

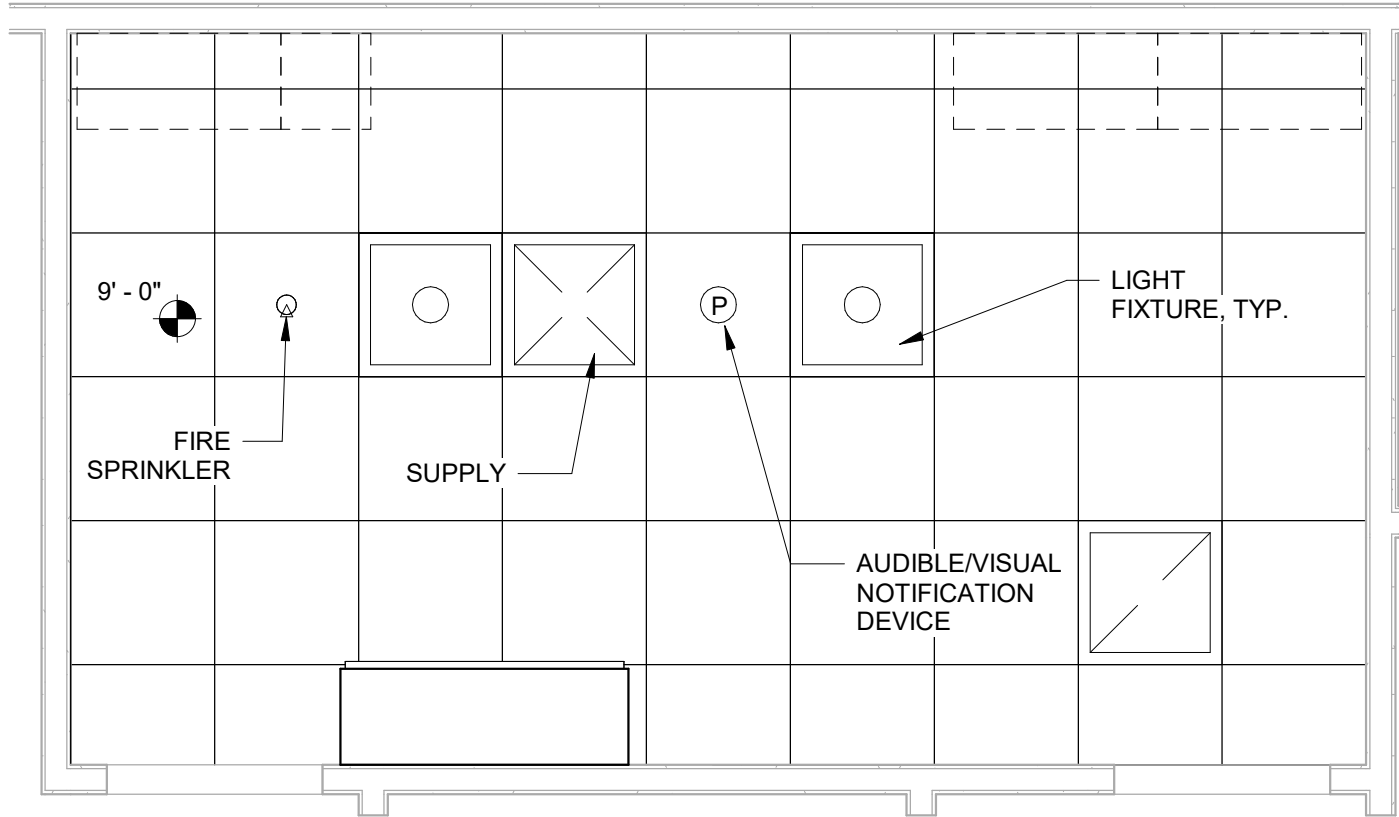
Typical 2x2 ACT ceiling.

### UTSW Special RCP Considerations:

Refer to UTSW Design Guidelines to confirm light fixture types appropriate per project.

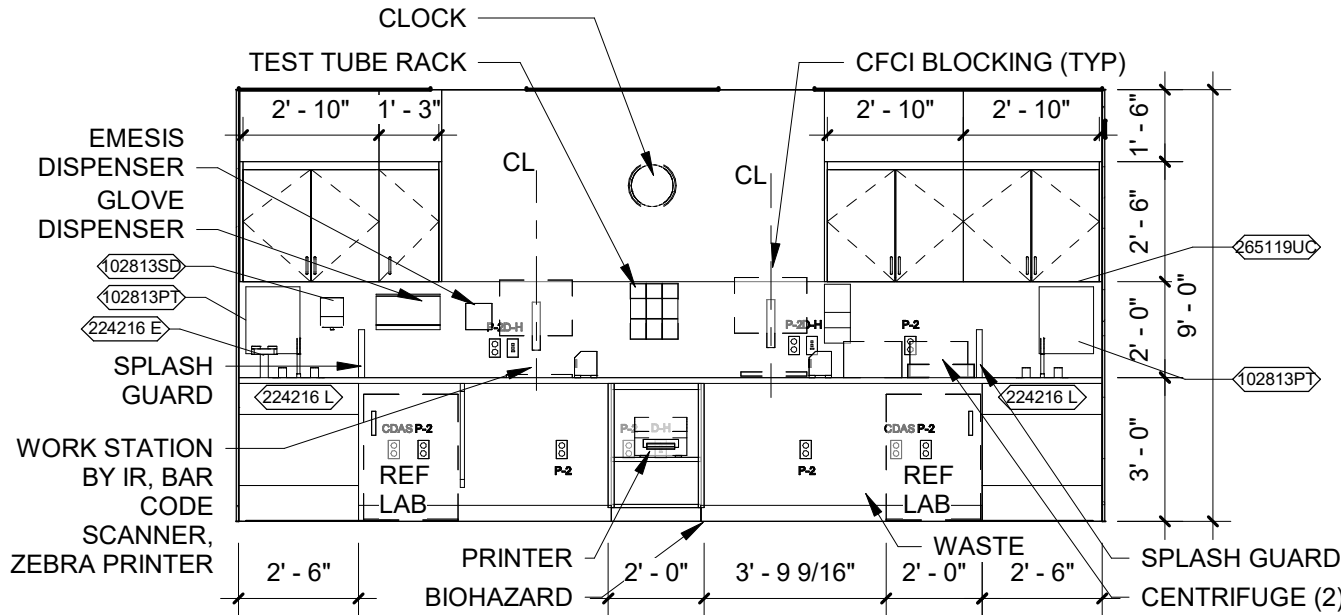
### Space Design Guidelines - Basis of Design

Space: Processing Lab	Department: Practice Based Clinic	Area: 121 SF
Drawing: Reflected Ceiling Plan	Drawing Scale: 3/8" = 1'-0"	Last Update: 11/16/2023

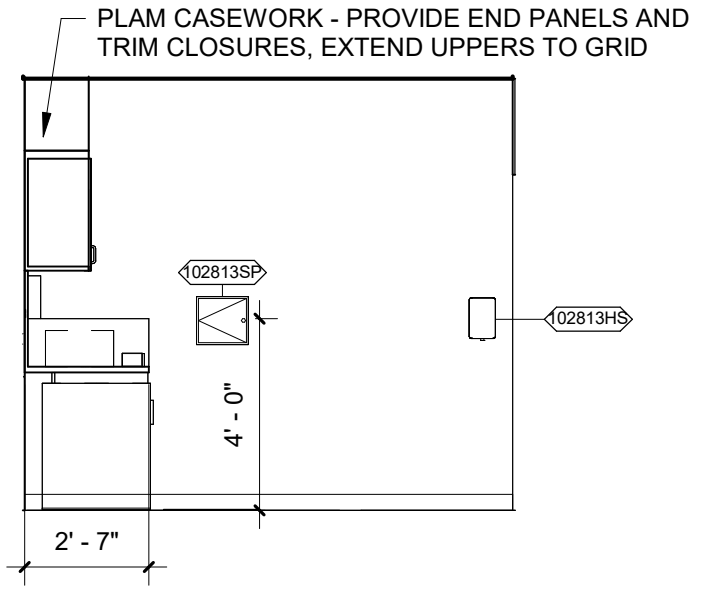


**Space Design Guidelines - Basis of Design**

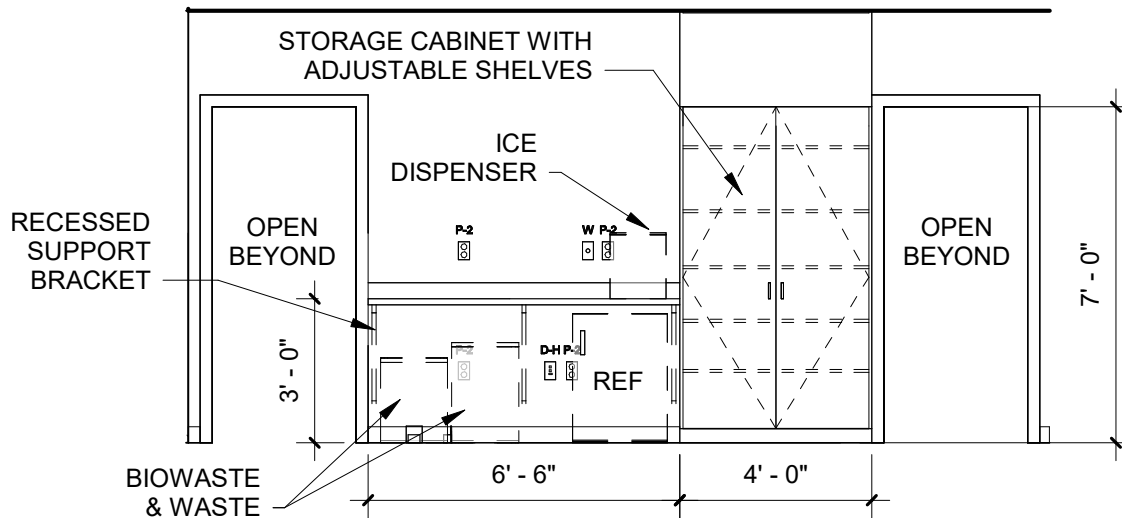
Space: Processing Lab	Department: Practice Based Clinic	Area: 121 SF
Drawing: Elevations	Drawing Scale: 1/4" = 1'-0"	Last Update: 11/16/2023



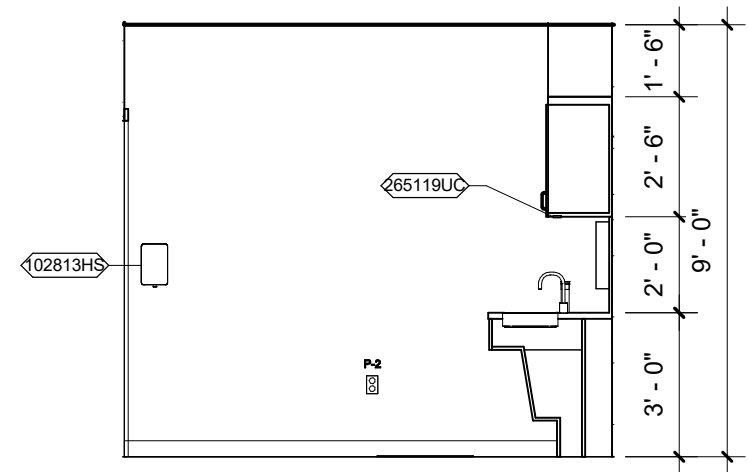
1 PROCESSING LAB - NORTH ELEVATION  
 1/4" = 1'-0"



2 PROCESSING LAB - EAST ELEVATION  
 1/4" = 1'-0"



3 PROCESSING LAB - SOUTH ELEVATION  
 1/4" = 1'-0"



4 PROCESSING LAB - WEST ELEVATION  
 1/4" = 1'-0"



## Space Design Guidelines - Basis of Design

Space: Processing Lab	Department: Practice Based Clinic	Area: 121 SF
Drawing: Component Schedule	Drawing Scale: NTS	Last Update: 11/16/2023

UTSW ID	Product / Manuf / Item	Qty	LF	Utilities								Furnish	Comments	
				1	2	3	4	5	6	7	8			
3600-074	Chair, Laboratory, Blood Drawing, w/Storage	1		-	-	-	-	-	-	-	-	-	OFVI	
4414-052	Stool, Self Adjusting, Midmark 272-001	2		-	-	-	-	-	-	-	-	-	OFOI	
4917-062	Dispenser - Ice	1		Y	Y	-	-	-	-	-	-	-	OFOI	
5409-048	Ergonomic floor mat, 2' x 3'	2		-	-	-	-	-	-	-	-	-	OFOI	
7859-008	Test Tube Rack	2		-	-	-	-	-	-	-	-	-	OFOI	
102813HS	Dispenser, Hand Sanitizer, Wall Mtd.	2		-	-	-	-	-	-	-	-	-	CFCI	*Confirm contract/lease requirements
102813PT	Dispenser, Paper Towel, SS, Auto/Recessed	2		-	-	-	-	-	-	-	-	-	CFCI	*Confirm contract/lease requirements
102813SD	Dispenser, Soap, Disposable	1		-	-	-	-	-	-	-	-	-	CFCI	*Confirm contract/lease requirements
102813SP	Specimen Pass-Through, SS, In-wall mounted	1		-	-	-	-	-	-	-	-	-	CFCI	
113013 LR	Undercounter laboratory refrigerator	2		-	Y	-	-	-	-	-	-	-	OFOI	
113013 R	Undercounter refrigerator	1		-	Y	-	-	-	-	-	-	-	OFOI	
224216 E	Hand-held eyewash	1		Y	-	-	-	-	-	-	-	-	CFCI	Deck mounted
224216 L	Sink, bottom mount, solid surface	2		Y	-	-	-	-	-	-	-	-	CFCI	
265119UC	Under cabinet lights, LED	3		-	Y	-	-	-	-	-	-	-	CFCI	
CTRF	Centrifuge	2		-	Y	-	-	-	-	-	-	-	OFOI	
IR	Track and Bracket, Humanscale V612-0700-0000	3		-	-	-	-	-	-	-	-	-	OFVI	Install blocking behind track starting at least 4" above and below track. Locate bottom of track 1" above top of backsplash.

### Utilities Key

- |                                     |                                  |
|-------------------------------------|----------------------------------|
| 1. Water / Drain - 1 sink and drain | 5. Non MedGas                    |
| 2. Electricity - Standard power     | 6. Vacuum                        |
| 3. MedGas                           | 7. Data - Data and clinical data |
| 4. Misc Gas                         | 8. Misc.                         |

### Furnish Key

- OFOI - Owner Furnished, Owner Installed  
 OFVI - Owner Furnished, Vendor Installed  
 OFCI - Owner Furnished, Contractor Installed  
 CFCI - Contractor Furnished, Contractor Installed

**Space Design Guidelines - Basis of Design**

Space: Processing Lab	Department: Practice Based Clinic	Area: 121 SF
Drawing: Component Schedule	Drawing Scale: NTS	Last Update: 11/16/2023

UTSW ID	Product / Manuf / Item	Qty	LF	Utilities								Furnish	Comments	
				1	2	3	4	5	6	7	8			
M1830	Printer, Label, Pharmacy	3		-	Y	-	-	-	-	-	-	-	OFOI	
MedEquip	Emesis Bag, Wall Mount	1		-	-	-	-	-	-	-	-	-	OFOI	
ML03090	Needle Dispenser, Wall	1		-	-	-	-	-	-	-	-	-	OFOI	
RM-SGN	Room Sign, Per Standards	2		-	-	-	-	-	-	-	-	-	CFCI	Location confirmed by UTSW PM and UTSW sign shop
Step on Waste	Step on Waste	1		-	-	-	-	-	-	-	-	-	OFOI	
WASTE	Step on Waste	1		-	-	-	-	-	-	-	-	-	OFOI	

Utilities Key

- |                                     |                                  |
|-------------------------------------|----------------------------------|
| 1. Water / Drain - 1 sink and drain | 5. Non MedGas                    |
| 2. Electricity - Standard power     | 6. Vacuum                        |
| 3. MedGas                           | 7. Data - Data and clinical data |
| 4. Misc Gas                         | 8. Misc.                         |

Furnish Key

- OFOI - Owner Furnished, Owner Installed  
 OFVI - Owner Furnished, Vendor Installed  
 OFCI - Owner Furnished, Contractor Installed  
 CFCI - Contractor Furnished, Contractor Installed

**Space Design Guidelines - Basis of Design**

Space: Processing Lab	Department: Practice Based Clinic	Area: 121 SF
Drawing: Data/Power Schedule	Drawing Scale: NTS	Last Update: 11/16/2023

**Electrical Fixtures**

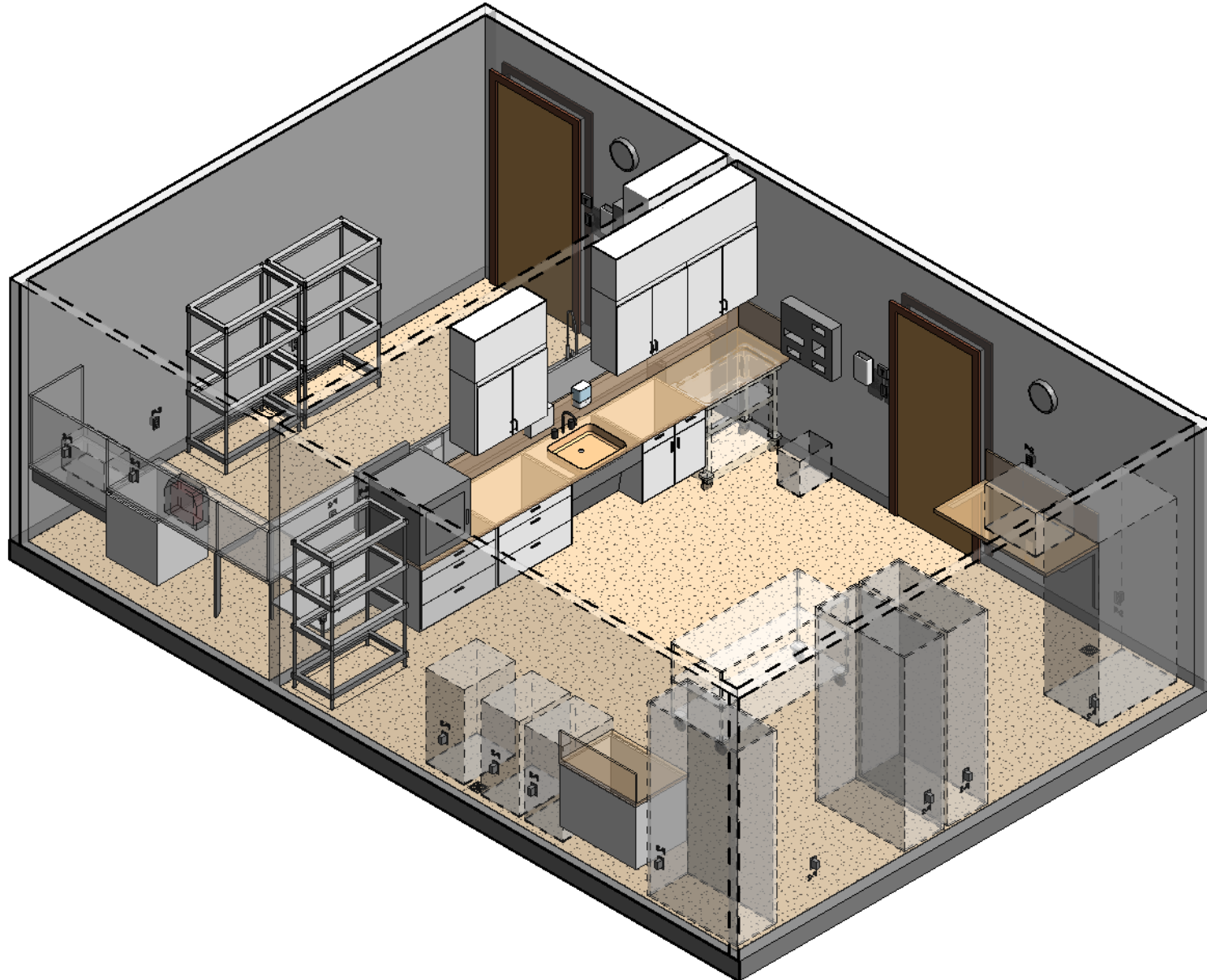
<b>USTW ID</b>	<b>Item</b>	<b>Qty.</b>
CDAS	CDAS CONNECTION	2
P-2	Power - Duplex - 120 V	15

**Data Fixtures**

<b>UTSW ID</b>	<b>Item</b>	<b>Qty</b>
D-H	Data - Qty 2, USB - Qty 1	6

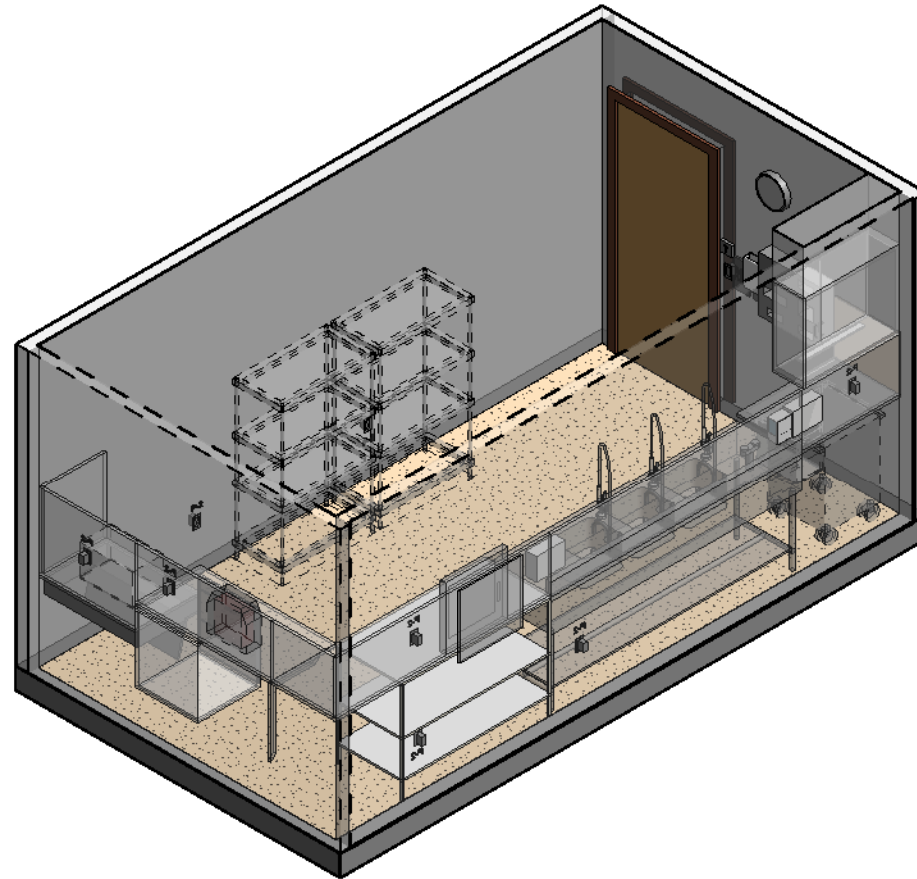
## Space Design Guidelines - Basis of Design

Space:	Instrument Processing	Department:	Practice Based Clinic	Area:	540 SF
Drawing:	Room Isometric	Drawing Scale:	NTS	Last Update:	11/16/2023



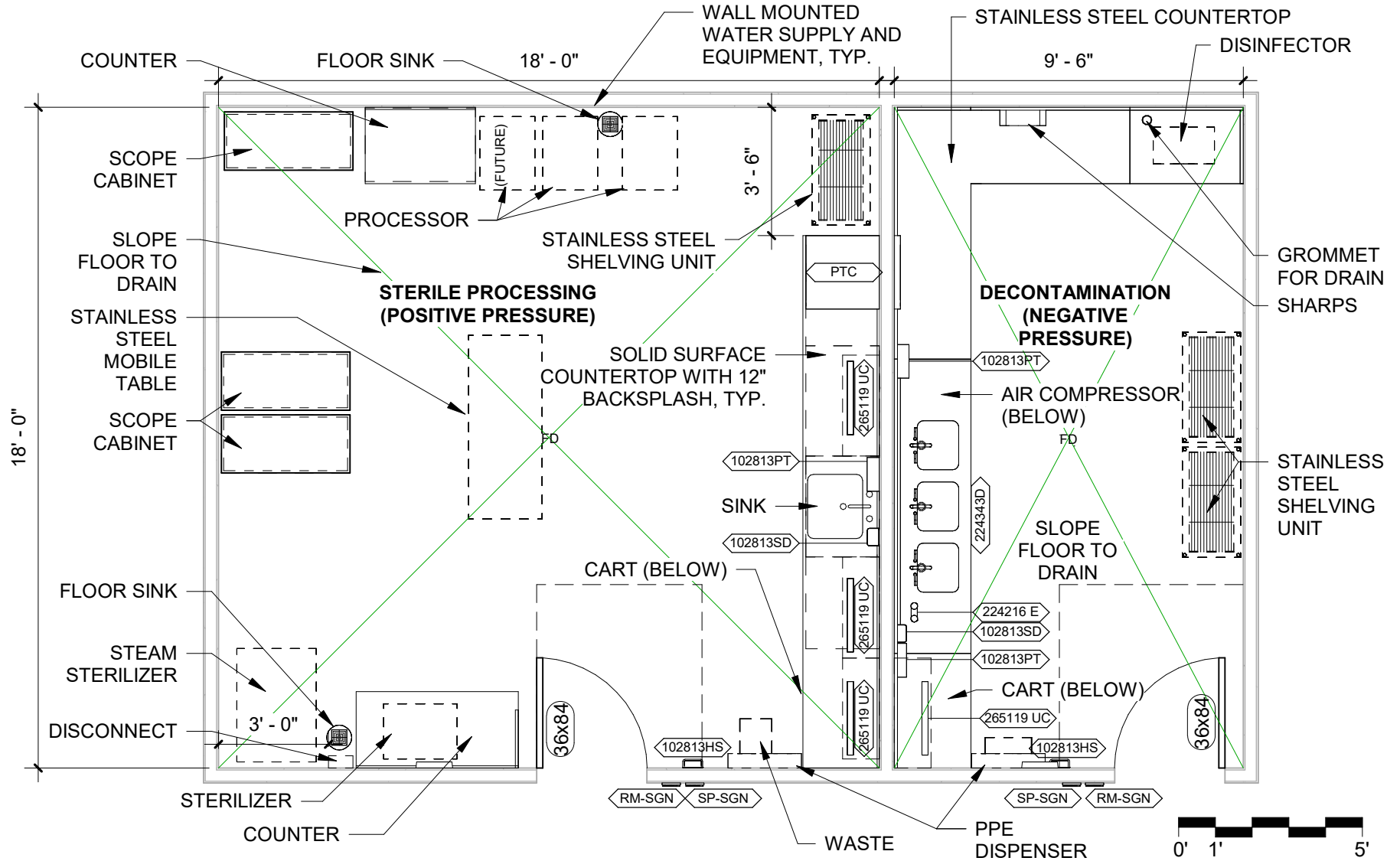
## Space Design Guidelines - Basis of Design

Space:	Instrument Processing	Department:	Practice Based Clinic	Area:	540 SF
Drawing:	Room Isometric Decontamination	Drawing Scale:	NTS	Last Update:	11/16/2023



**Space Design Guidelines - Basis of Design**

Space: Instrument Processing	Department: Practice Based Clinic	Area: 540 SF
Drawing: Floor Plan	Drawing Scale: 1/4" = 1'-0"	Last Update: 11/16/2023



## Space Design Guidelines - Basis of Design

Space:	Instrument Processing	Department:	Practice Based Clinic	Area:	540 SF
Drawing:	Space Notes	Drawing Scale:	NTS	Last Update:	11/16/2023

### Plan Space Narrative:

Information provided shall be confirmed with UTSW PM.

Furnish assignments shall be confirmed by the UTSW PM. Entity furnishing paper towel and soap dispensers shall be confirmed per project location and lease requirements.

Dashed equipment is specified per project by UTSW

Items noted with symbol are shown on the Component Schedule

Location of sharps container shown in this guideline shall be reviewed and approved by HSA (Health Systems Affairs)

### UTSW Special Plan Considerations:

Flooring:	Sterile: Epoxy	Decontamination: Epoxy
Base:	Sterile: Epoxy, Coved	Decontamination: Epoxy, Coved
Ceiling:	Sterile: GYP, Epoxy Paint	Decontamination: GYP, Epoxy Paint
Walls:	Sterile: Epoxy Paint	Decontamination: Epoxy Paint
Casework:	Sterile: Plastic Laminate	Decontamination: Stainless Steel
Countertops:	Sterile: Solid Surface	Decontamination: Stainless Steel

Blocking (BLKG) by GC shall be coordinated prior to installation.

Requirements for space, MEP and finishes shall comply with the Association for the Advancement of Medical Instrumentation (AAMI) and FGI, as confirmed by UTSW User Representative and UTSW PM.

Mechanical, ventilation and exhausting requirements shall comply with AAMI, including temperature and humidity ranges. Clean room to have positive pressure, decontamination room to have negative pressure and to be exhausted outdoors. Pass-through cabinet shall maintain pressure requirements.

Drawing shows 3-sink stainless steel decontamination unit but 2 sinks may be appropriate dependent on specific project requirements. Unit shall include sprayers and other standard components.

Water quality serving the space shall be investigated to confirm correct processing required to maintain equipment.

Floors shall have minimum 1/8" per 12" slope to drain.

For any project that requires the use of carts, confirm requirements for providing cart wash at the facility.

### RCP Space Narrative:

Fire and life safety elements will be designed and laid out per project requirements.

Gypsum ceiling with all fixtures flush and enclosed. Access panels shall be located to easily service above ceiling components per project specific design.

Lighting levels shall meet or exceed IES recommendations for work areas.

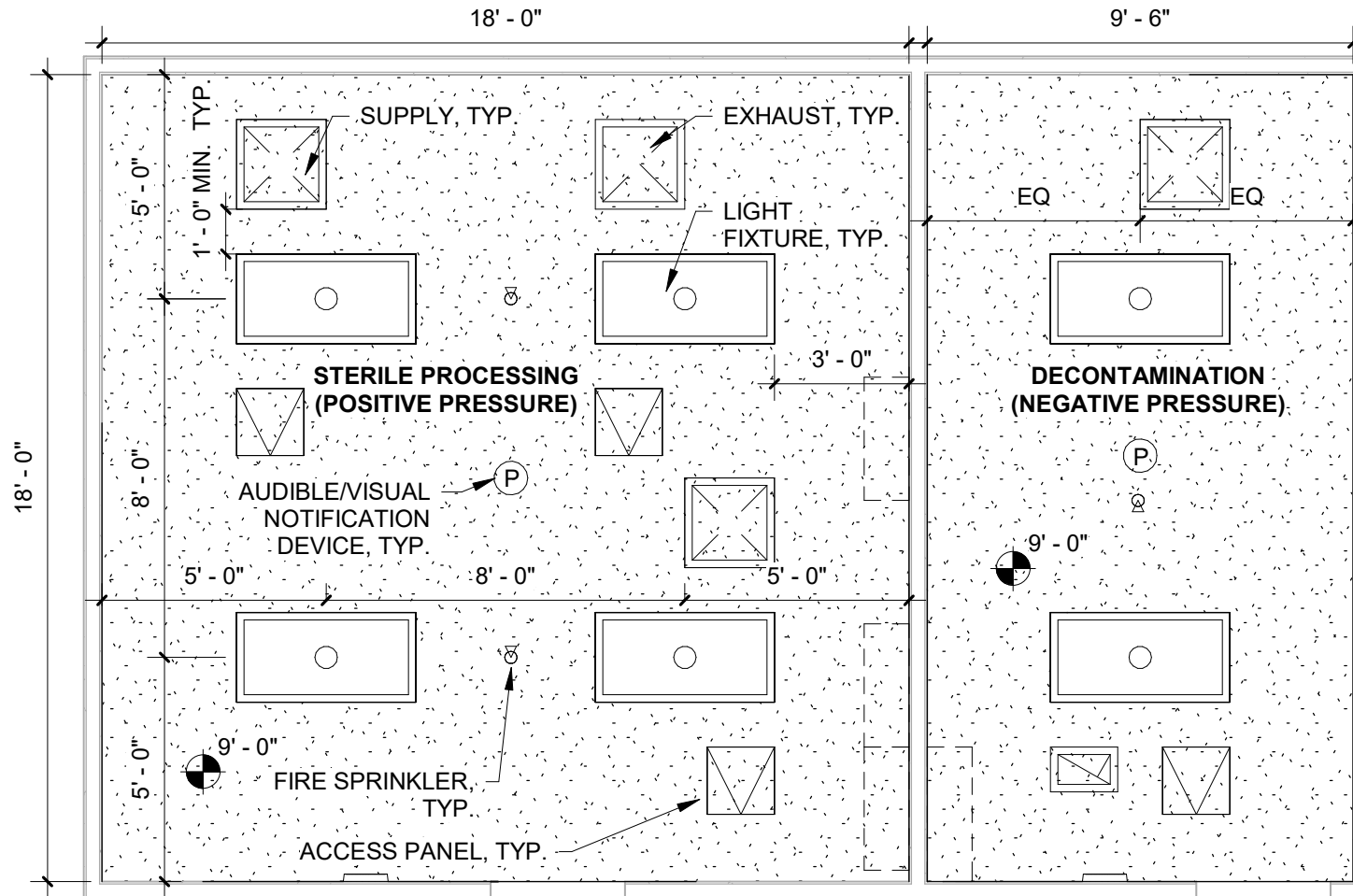
### UTSW Special RCP Considerations:

Refer to UTSW Design Guidelines to confirm light fixture types appropriate per project.

Under cabinet lights at upper cabinets.

**Space Design Guidelines - Basis of Design**

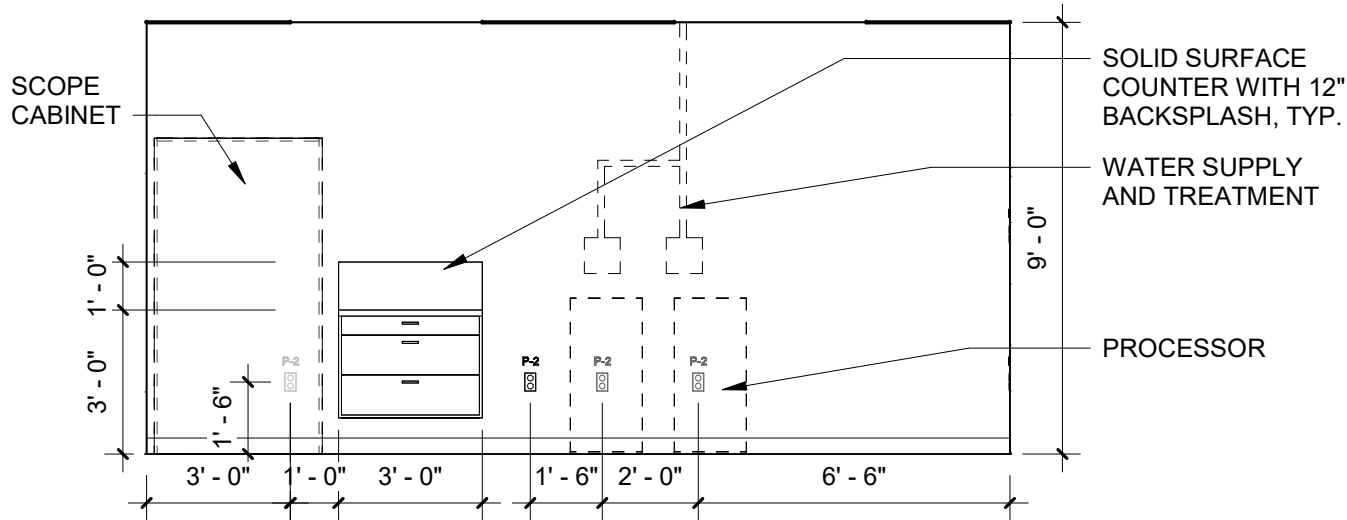
Space: Instrument Processing	Department: Practice Based Clinic	Area: 540 SF
Drawing: Reflected Ceiling Plan	Drawing Scale: 1/4" = 1'-0"	Last Update: 11/16/2023



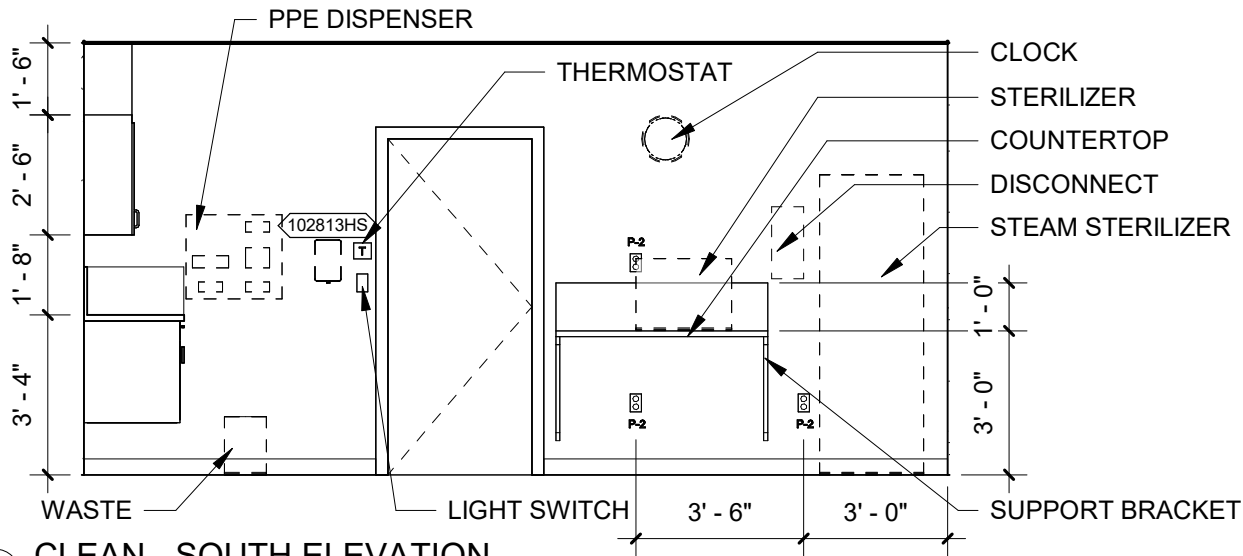


**Space Design Guidelines - Basis of Design**

Space: Instrument Processing	Department: Practice Based Clinic	Area: 540 SF
Drawing: Elevations - Sterile	Drawing Scale: 1/4" = 1'-0"	Last Update: 11/16/2023



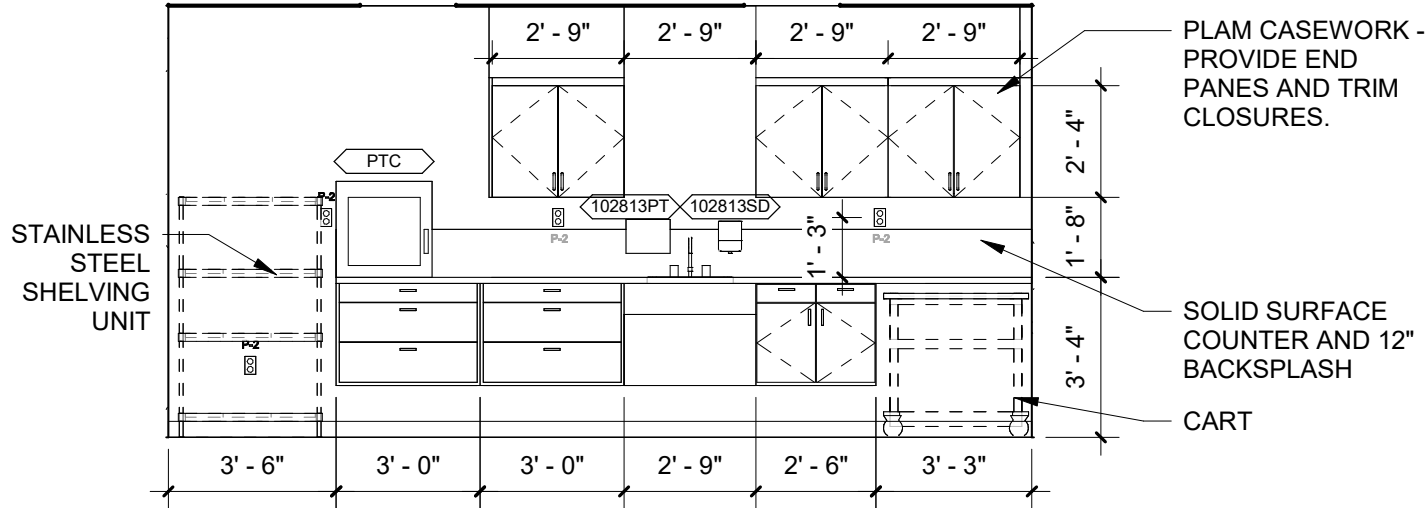
① **CLEAN - NORTH ELEVATION**  
 1/4" = 1'-0"



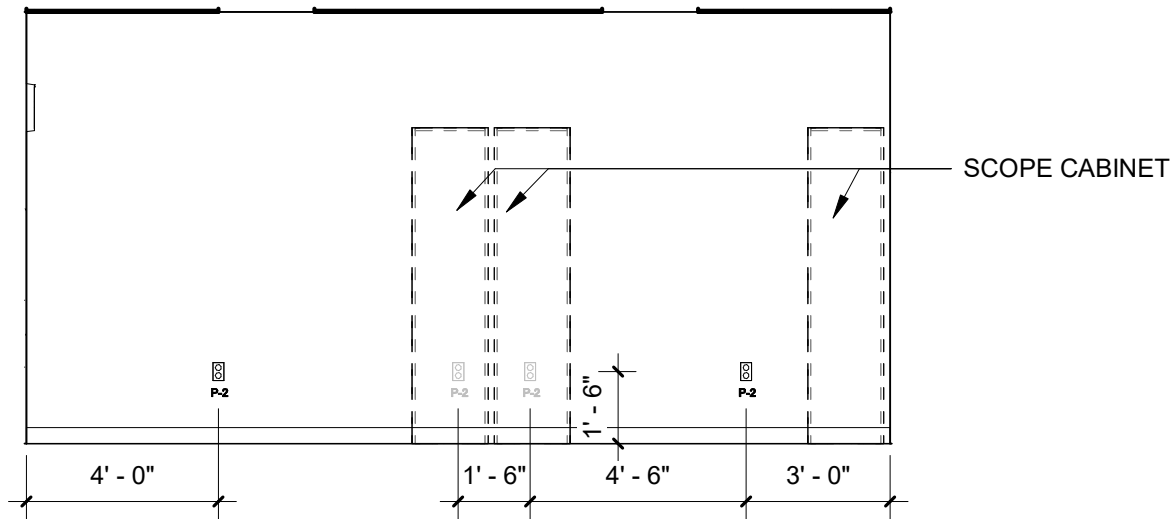
② **CLEAN - SOUTH ELEVATION**  
 1/4" = 1'-0"

**Space Design Guidelines - Basis of Design**

Space: Instrument Processing	Department: Practice Based Clinic	Area: 540 SF
Drawing: Elevations - Sterile	Drawing Scale: 1/4" = 1'-0"	Last Update: 11/16/2023



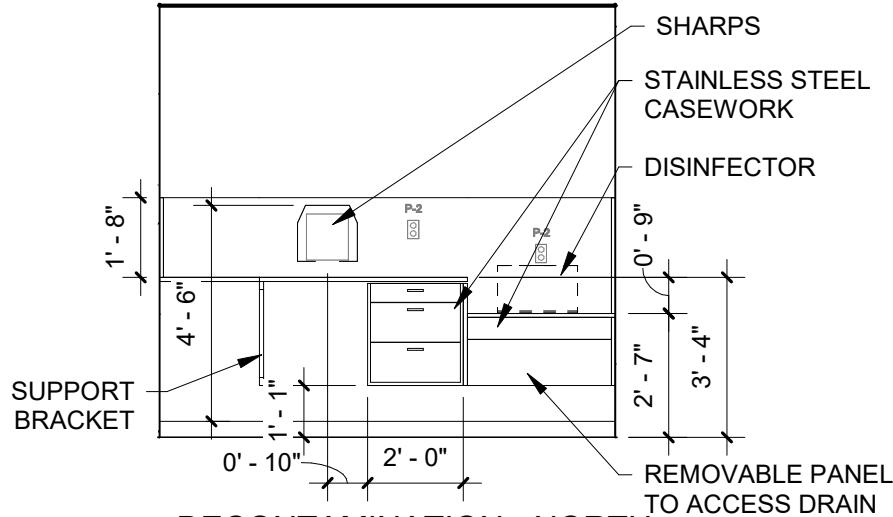
① **STERILE - EAST ELEVATION**  
 1/4" = 1'-0"



② **STERILE - WEST ELEVATION**  
 1/4" = 1'-0"

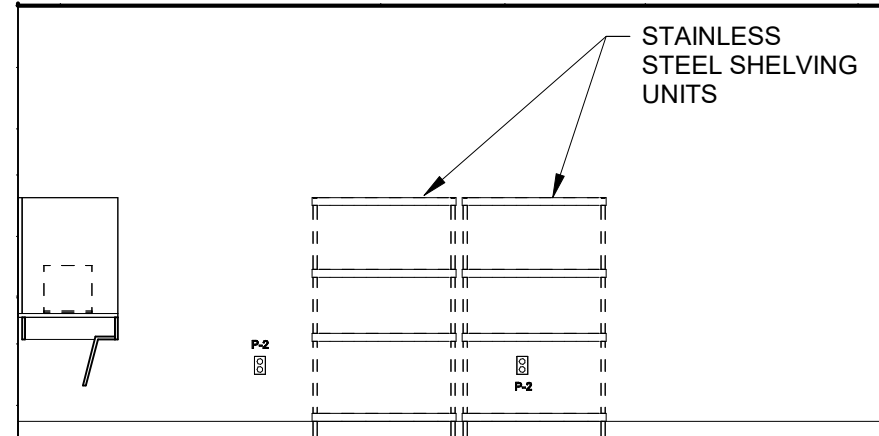
**Space Design Guidelines - Basis of Design**

Space: Instrument Processing	Department: Practice Based Clinic	Area: 540 SF
Drawing: Elevations - Decontamination	Drawing Scale: 1/4" = 1'-0"	Last Update: 11/16/2023



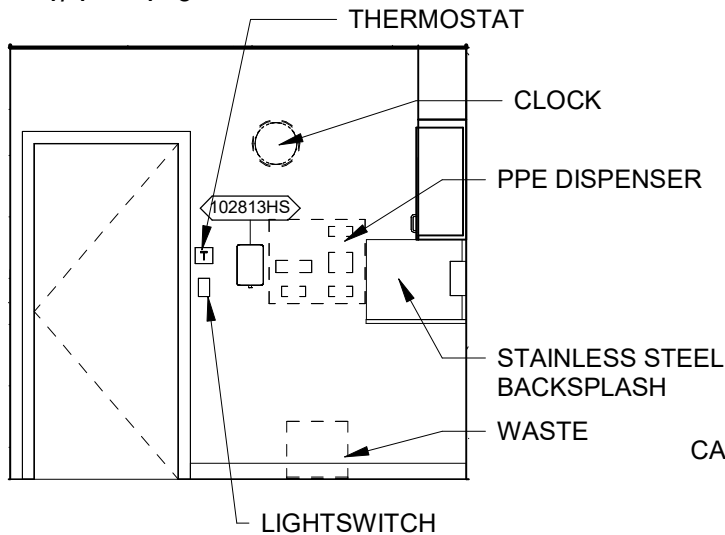
**DECONTAMINATION - NORTH ELEVATION**

1  
 1/4" = 1'-0"



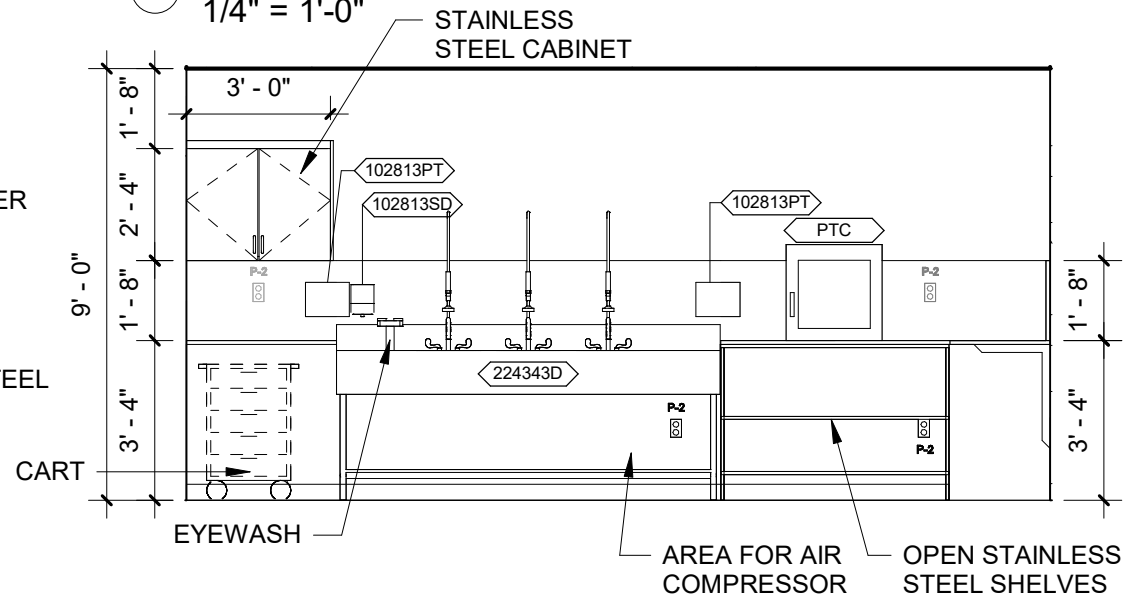
**DECONTAMINATION - EAST ELEVATION**

2  
 1/4" = 1'-0"



**DECONTAMINATION - SOUTH ELEVATION**

3  
 1/4" = 1'-0"



**DECONTAMINATION - WEST ELEVATION**

4  
 1/4" = 1'-0"

**Space Design Guidelines - Basis of Design**

Space: Instrument Processing	Department: Practice Based Clinic	Area: 540 SF
Drawing: Component Schedule	Drawing Scale: NTS	Last Update: 11/16/2023

UTSW ID	Product / Manuf / Item	Qty	LF	Utilities								Furnish	Comments	
				1	2	3	4	5	6	7	8			
102813HS	Dispenser, Hand Sanitizer, Wall Mtd.	2		-	-	-	-	-	-	-	-	-	CFCI	*Confirm per contract/lease requirements
102813PT	Dispenser, Paper Towel, SS, Surface Mounted	3		-	-	-	-	-	-	-	-	-	CFCI	*Confirm per contract/lease requirements
102813SD	Dispenser, Soap, Disposable	2		-	-	-	-	-	-	-	-	-	CFCI	*Confirm per contract/lease requirements
129323 W	Waste, Black, Fire Resistant	2		-	-	-	-	-	-	-	-	-	OFOI	
224216 E	Hand-held eyewash	1		Y	-	-	-	-	-	-	-	-	CFCI	
224216 L	Sink, bottom mount, stainless steel	1		Y	-	-	-	-	-	-	-	-	CFCI	Confirm size, depth and requirements from UTSW.
224343D	Stainless steel decontamination sink.	1		Y	-	-	-	-	-	-	-	-	CFCI	No. of sinks determined by project requirements.
265119 UC	Under cabinet lights, LED	4		-	Y	-	-	-	-	-	-	-	CFCI	
PTC	Wall Mtd. Pass through cabinet	1		-	Y	-	-	-	-	-	-	-	CFCI	Pressurized cabinet. Confirm exhaust and power requirements
RM-SGN	Room Sign, Per Standards	2		-	-	-	-	-	-	-	-	-	CFCI	Location confirmed by UTSW PM and UTSW sign shop
SP-SGN	Specialty Sign, Per Standards	2		-	-	-	-	-	-	-	-	-	CFCI	Limited access, PPE requirement. Final wording and location confirmed by UTSW PM and UTSW sign shop

**Utilities Key**

- |                                     |                                  |
|-------------------------------------|----------------------------------|
| 1. Water / Drain - 1 sink and drain | 5. Non MedGas                    |
| 2. Electricity - Standard power     | 6. Vacuum                        |
| 3. MedGas                           | 7. Data - Data and clinical data |
| 4. Misc Gas                         | 8. Misc.                         |

**Furnish Key**

- OFOI - Owner Furnished, Owner Installed  
 OFVI - Owner Furnished, Vendor Installed  
 OFCI - Owner Furnished, Contractor Installed  
 CFCI - Contractor Furnished, Contractor Installed

## Space Design Guidelines - Basis of Design

Space: Instrument Processing	Department: Practice Based Clinic	Area: 540 SF
Drawing: Data/Power Schedule	Drawing Scale: NTS	Last Update: 11/16/2023

### Electrical Fixtures

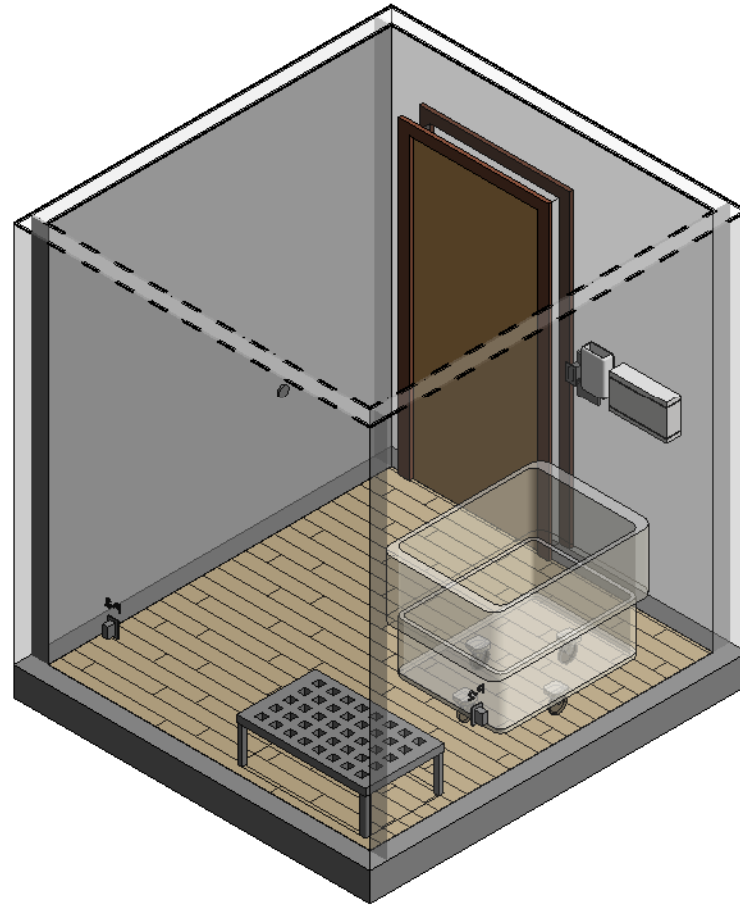
USTW ID	Item	Qty.
P-2	Power - Duplex - 120 V	23

### Data Fixtures

UTSW ID	Item	Qty
---------	------	-----

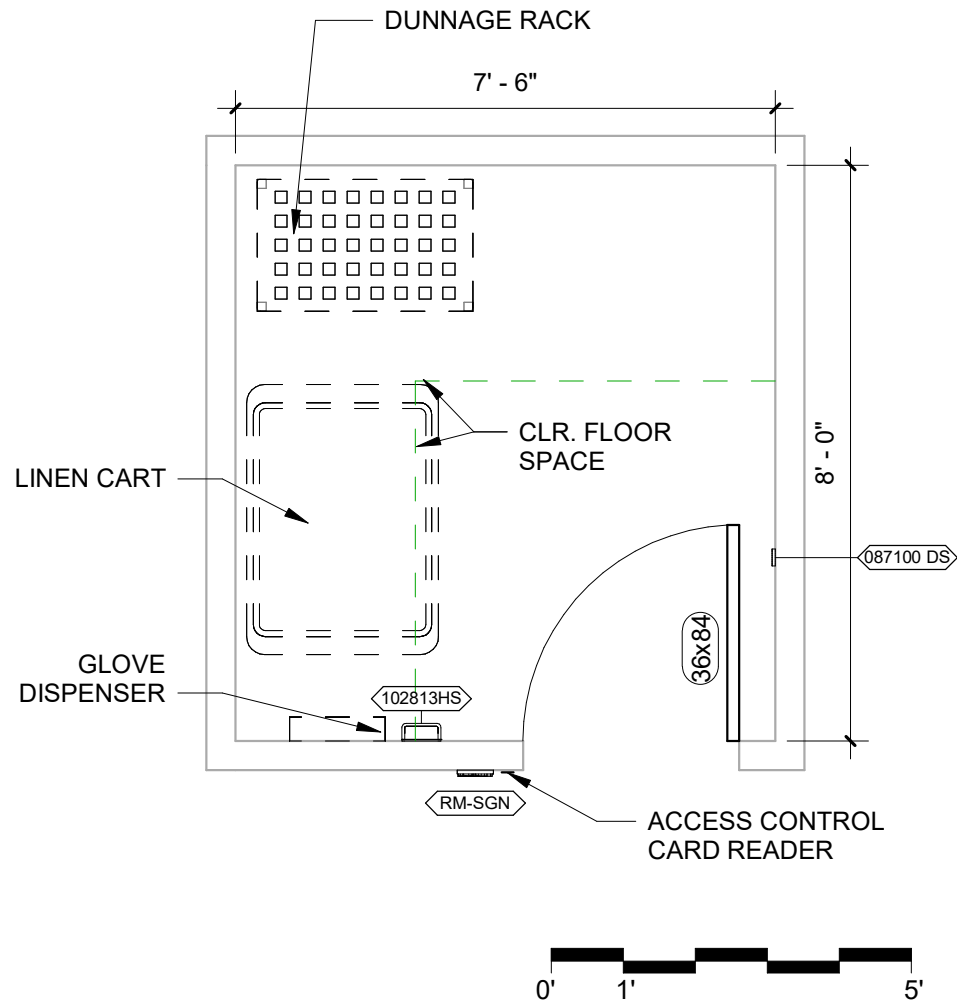
## Space Design Guidelines - Basis of Design

Space: Soiled Hold	Department: Practice Based Clinic	Area: 60 SF
Drawing: Room Isometric	Drawing Scale: NTS	Last Update: 11/16/2023



**Space Design Guidelines - Basis of Design**

Space: Soiled Hold	Department: Practice Based Clinic	Area: 60 SF
Drawing: Floor Plan	Drawing Scale: 3/8" = 1'-0"	Last Update: 11/16/2023



**Space Narrative:**

Information provided shall be confirmed with UTSW PM.

Furnish assignments shall be confirmed by the UTSW PM. Entity furnishing paper towel and soap dispensers shall be confirmed per project location and lease requirements.

Dashed equipment is specified per project by UTSW

Items noted with symbol are shown on the Component Schedule

Design is sized for a typical 10,000 SF clinic. Requirements shall adjust per project.

**UTSW Special Considerations:**

Flooring: LVT

Base: Rubber Base

Ceiling: ACT

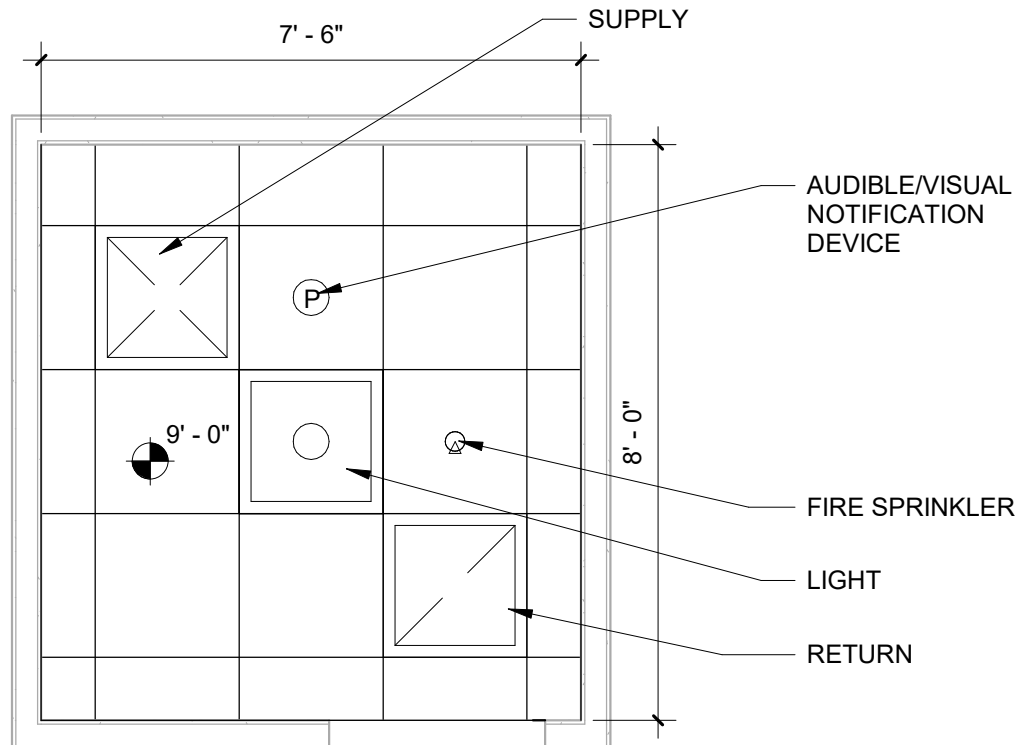
Walls: Paint

Blocking (BLKG) by GC shall be coordinated prior to installation.

Access control card reader at door.

## Space Design Guidelines - Basis of Design

Space: Soiled Hold	Department: Practice Based Clinic	Area: 60 SF
Drawing: Reflected Ceiling Plan	Drawing Scale: 3/8" = 1'-0"	Last Update: 11/16/2023



### Space Narrative:

Fire and life safety elements will be designed and laid out per project requirements.

Typical 2x2 ACT ceiling.

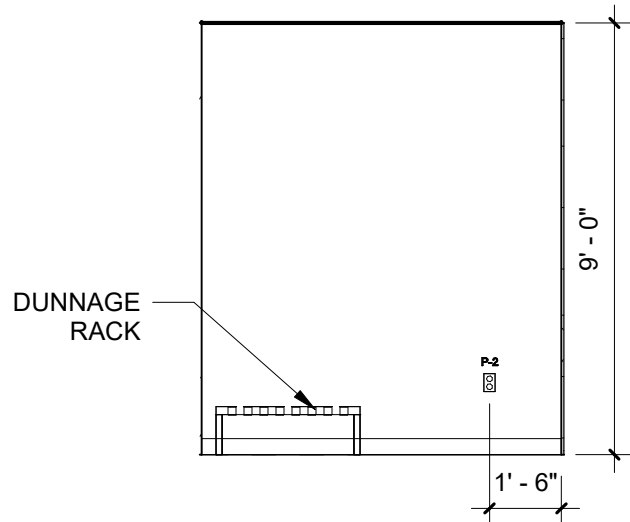
### UTSW Special Considerations:

Refer to UTSW Design Guidelines to confirm light fixture types appropriate per project.

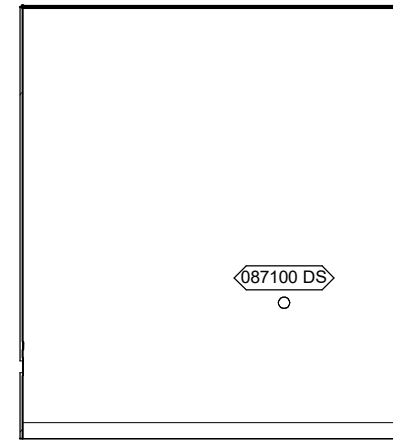


**Space Design Guidelines - Basis of Design**

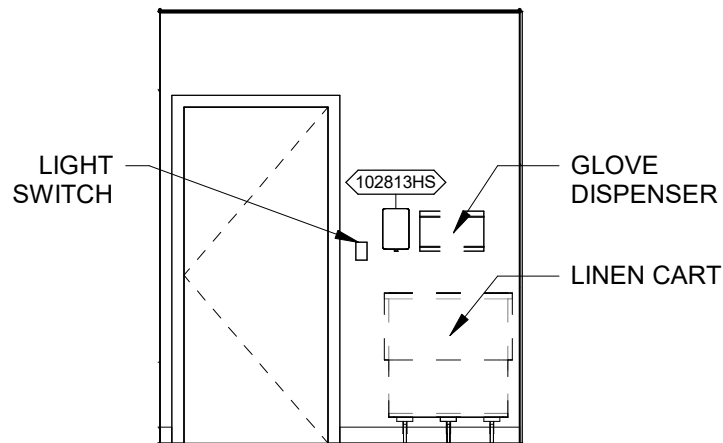
Space: Soiled Hold	Department: Practice Based Clinic	Area: 60 SF
Drawing: Elevations	Drawing Scale: 1/4" = 1'-0"	Last Update: 11/16/2023



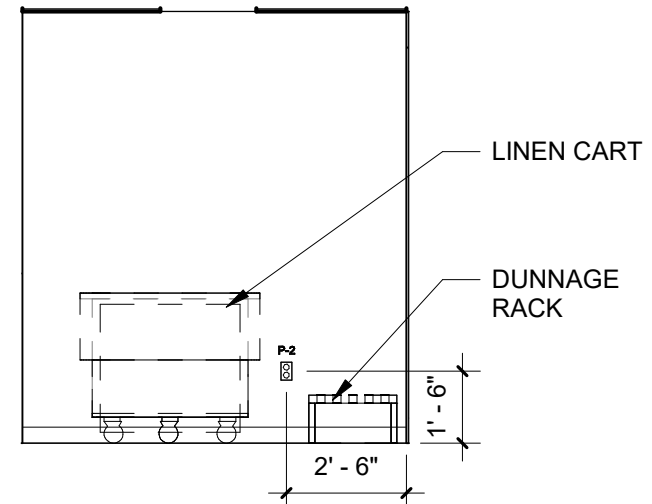
① **NORTH ELEVATION**  
 1/4" = 1'-0"



② **EAST ELEVATION**  
 1/4" = 1'-0"



③ **SOUTH ELEVATION**  
 1/4" = 1'-0"



④ **WEST ELEVATION**  
 1/4" = 1'-0"

## Space Design Guidelines - Basis of Design

Space: Soiled Hold	Department: Practice Based Clinic	Area: 60 SF
Drawing: Component Schedule	Drawing Scale: NTS	Last Update: 11/16/2023

UTSW ID	Product / Manuf / Item	Qty	LF	Utilities								Furnish	Comments	
				1	2	3	4	5	6	7	8			
087100 DS	Door Stop	1		-	-	-	-	-	-	-	-	-	CFCI	
102813HS	Dispenser, Hand Sanitizer, Wall Mtd.	1		-	-	-	-	-	-	-	-	-	CFCI	
CT-Linen	Cube Truck - Linen	1		-	-	-	-	-	-	-	-	-	OFOI	
RM-SGN	Room Sign, Per Standards	1		-	-	-	-	-	-	-	-	-	CFCI	Location confirmed by UTSW PM and UTSW sign shop

### Utilities Key

- |                                     |                                  |
|-------------------------------------|----------------------------------|
| 1. Water / Drain - 1 sink and drain | 5. Non MedGas                    |
| 2. Electricity - Standard power     | 6. Vacuum                        |
| 3. MedGas                           | 7. Data - Data and clinical data |
| 4. Misc Gas                         | 8. Misc.                         |

### Furnish Key

- OFOI - Owner Furnished, Owner Installed  
 OFVI - Owner Furnished, Vendor Installed  
 OFCI - Owner Furnished, Contractor Installed  
 CFCI - Contractor Furnished, Contractor Installed

**Space Design Guidelines - Basis of Design**

Space: Soiled Hold	Department: Practice Based Clinic	Area: 60 SF
Drawing: Data/Power Schedule	Drawing Scale: NTS	Last Update: 11/16/2023

**Electrical Fixtures**

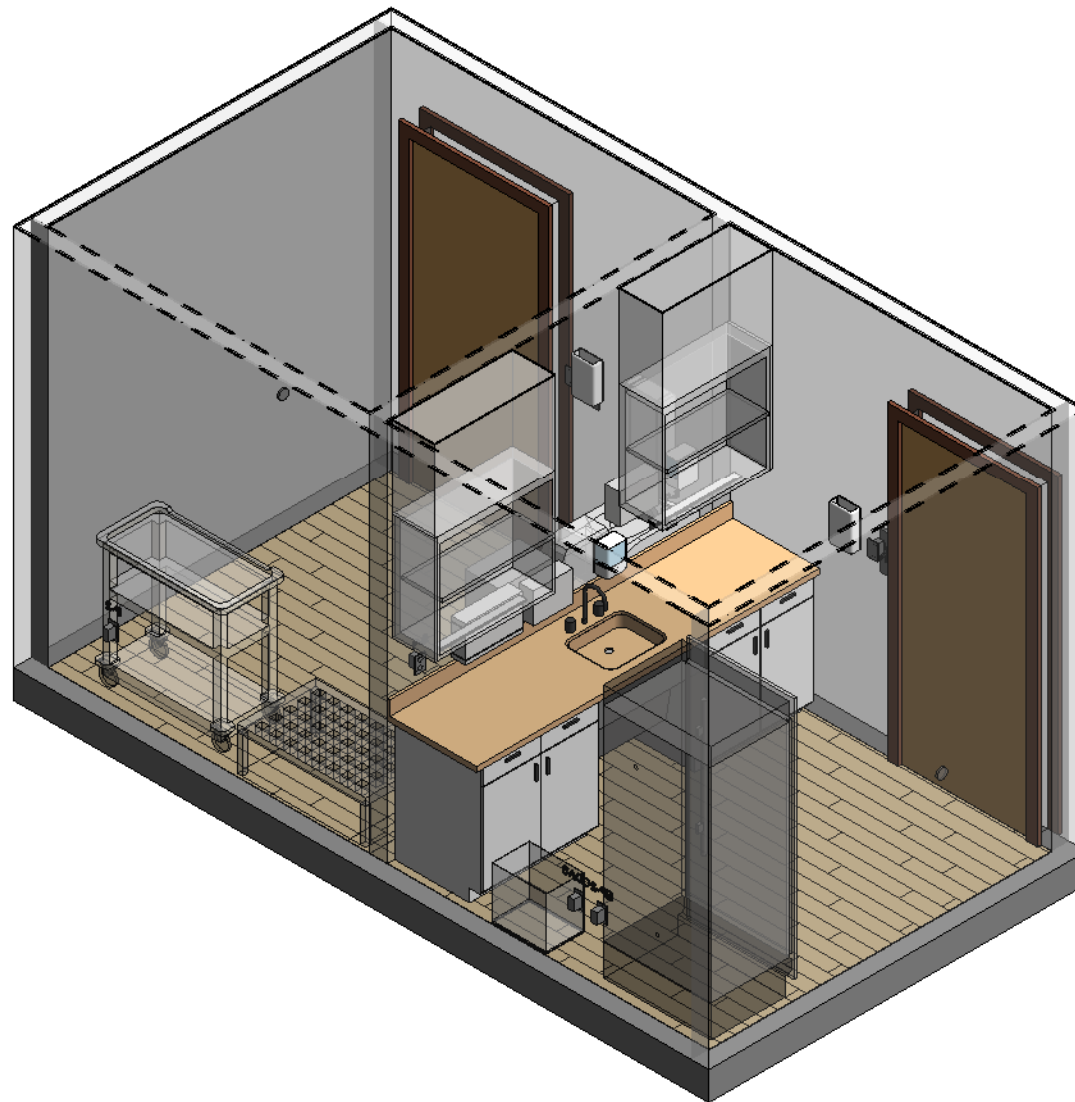
<b>USTW ID</b>	<b>Item</b>	<b>Qty.</b>
P-2	Power - Duplex - 120 V	2

**Data Fixtures**

<b>ID</b>	<b>Nomenclature</b>	<b>Qty</b>
-----------	---------------------	------------

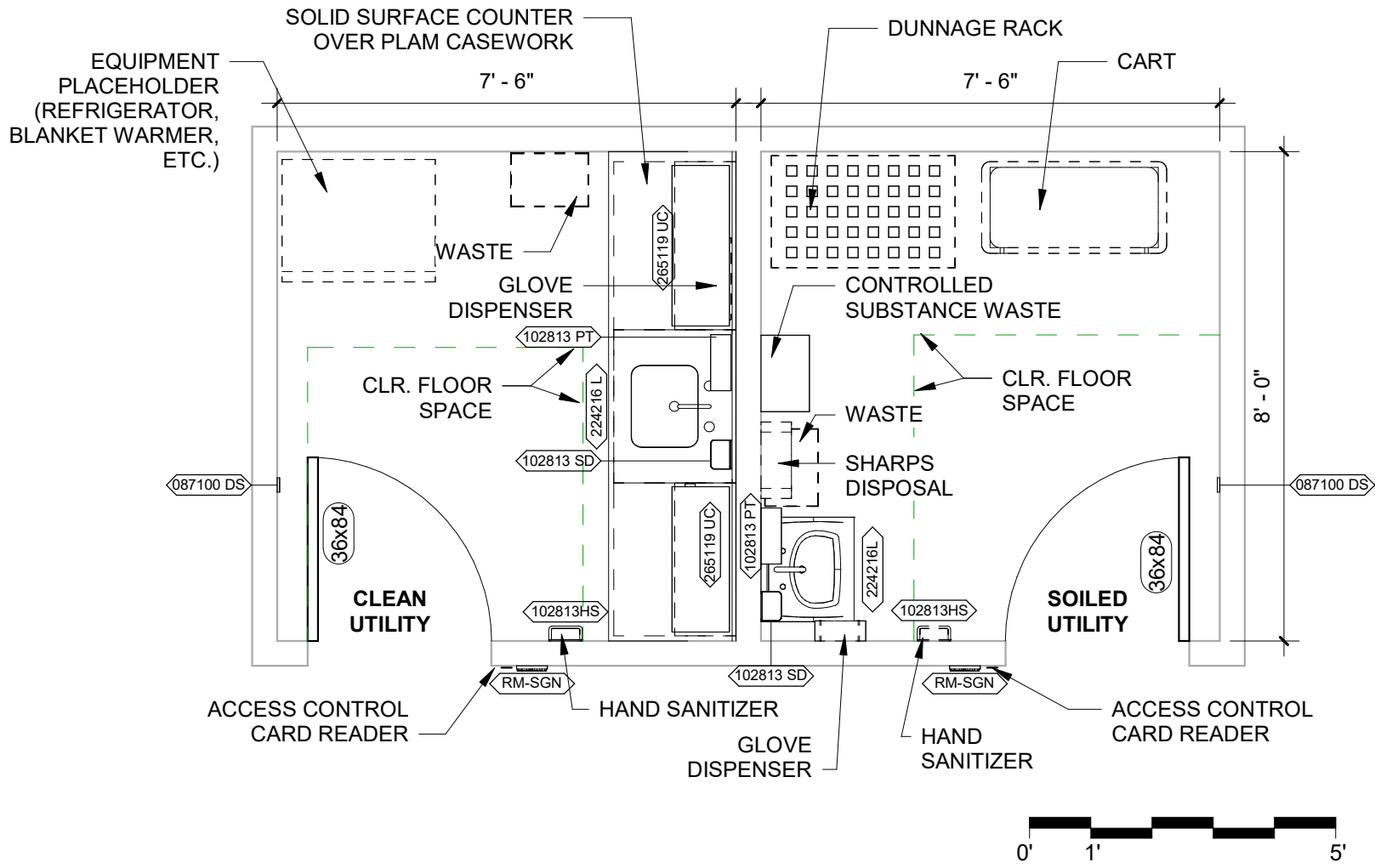
## Space Design Guidelines - Basis of Design

Space:	Clean and Soiled Utility	Department:	Practice Based Clinic	Area:	143 SF
Drawing:	Room Isometric	Drawing Scale:	NTS	Last Update:	11/16/2023



**Space Design Guidelines - Basis of Design**

Space: Clean and Soiled Utility	Department: Practice Based Clinic	Area: 143 SF
Drawing: Floor Plan	Drawing Scale: 3/8" = 1'-0"	Last Update: 11/16/2023



## Space Design Guidelines - Basis of Design

Space: Clean and Soiled Utility	Department: Practice Based Clinic	Area: 143 SF
Drawing: Space Notes	Drawing Scale: NTS	Last Update: 11/16/2023

### Plan Space Narrative:

Information provided shall be confirmed with UTSW PM.

Furnish assignments shall be confirmed by the UTSW PM. Entity furnishing paper towel and soap dispensers shall be confirmed per project location and lease requirements.

Dashed equipment is specified per project by UTSW

Items noted with symbol are shown on the Component Schedule

### UTSW Special Plan Considerations:

Flooring: LVT

Base: Rubber Base

Ceiling: 2x2 ACT

Walls: Paint

Casework: Plastic Laminate, extend upper casework to ceiling grid

Countertops: Solid Surface

Blocking (BLKG) by GC shall be coordinated prior to installation.

Access control card readers at each door.

Refrigerator or other equipment such as blanket warmer may be required per project. Confirm per project by UTSW PM and Clinic Representative including requirements for emergency power, temperature control, etc.

### RCP Space Narrative:

Fire and life safety elements will be designed and laid out per project requirements.

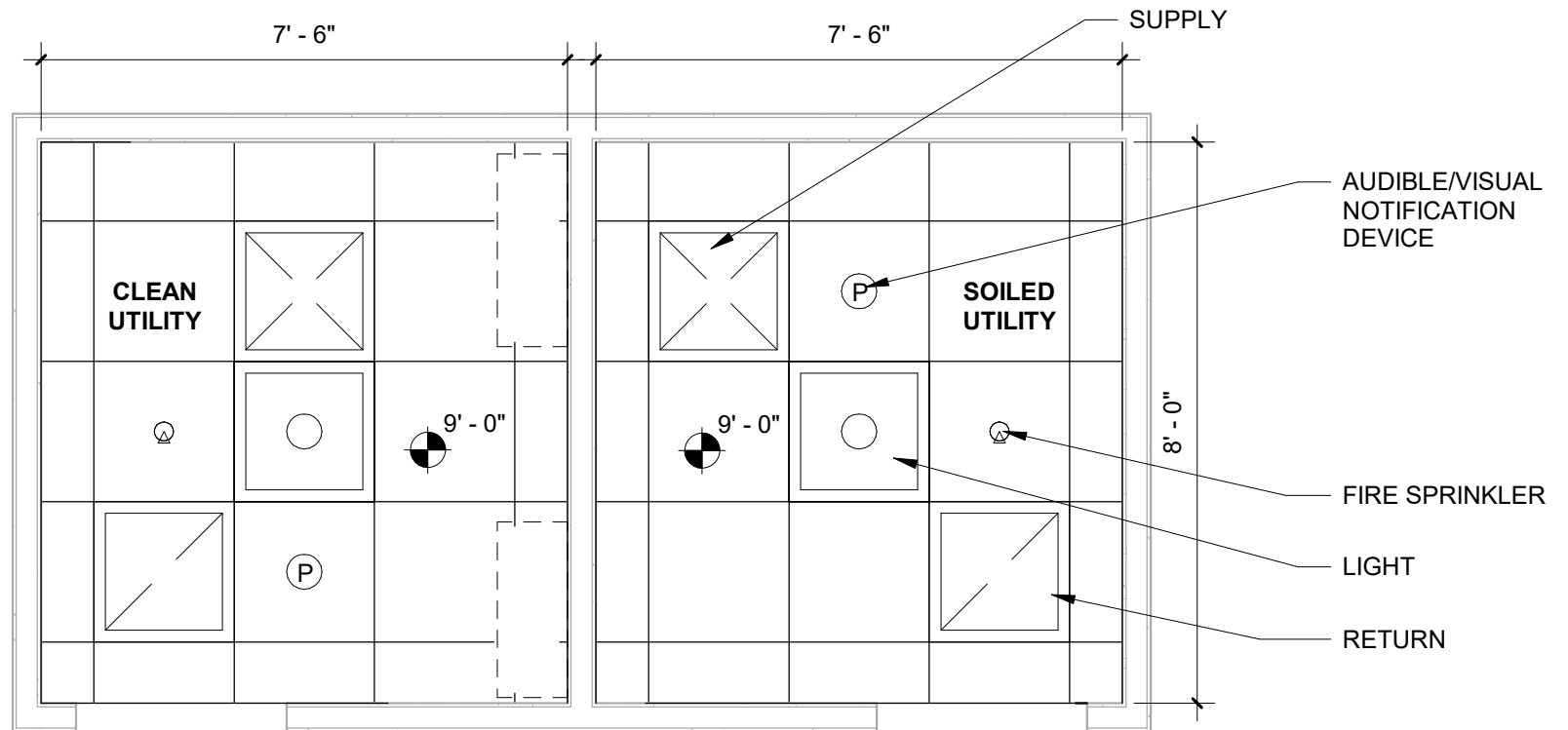
Typical 2x2 ACT ceiling.

### UTSW Special RCP Considerations:

Refer to UTSW Design Guidelines to confirm light fixture types appropriate per project.

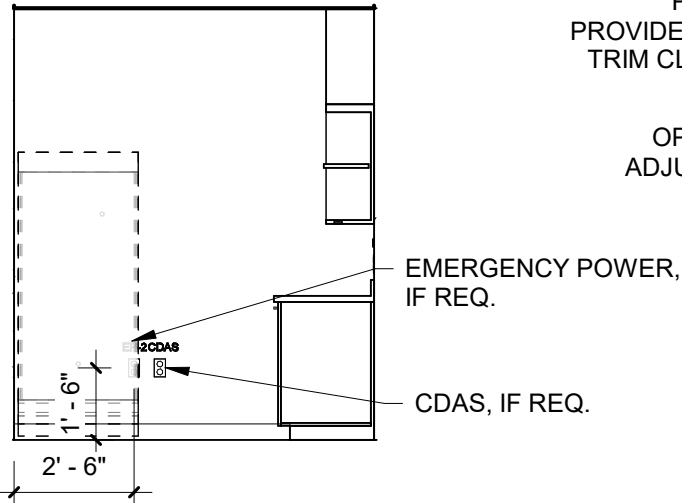
**Space Design Guidelines - Basis of Design**

Space: Clean and Soiled Utility	Department: Practice Based Clinic	Area: 143 SF
Drawing: Reflected Ceiling Plan	Drawing Scale: 3/8" = 1'-0"	Last Update: 11/16/2023

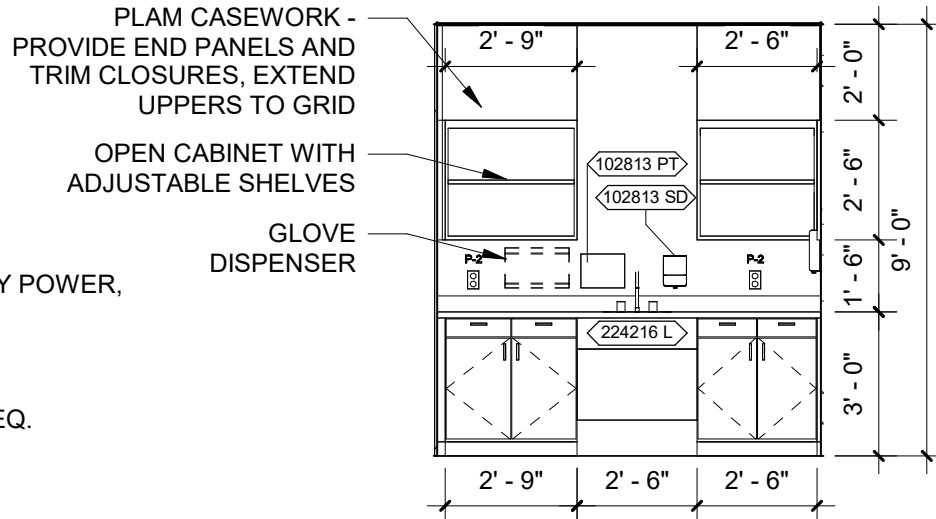


**Space Design Guidelines - Basis of Design**

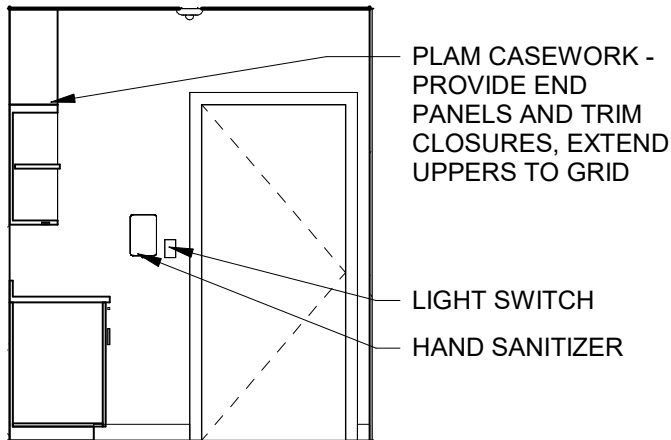
Space: Clean and Soiled Utility	Department: Practice Based Clinic	Area: 143 SF
Drawing: Elevations - Clean	Drawing Scale: 1/4" = 1'-0"	Last Update: 11/16/2023



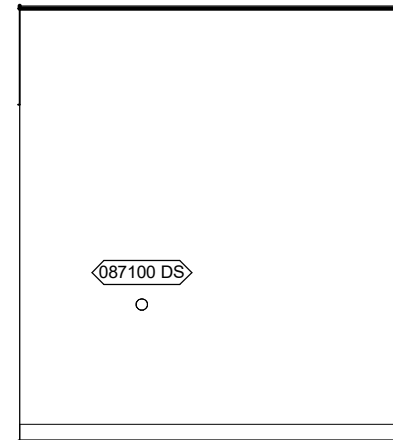
① NORTH ELEVATION  
 1/4" = 1'-0"



② EAST ELEVATION  
 1/4" = 1'-0"



③ SOUTH ELEVATION  
 1/4" = 1'-0"

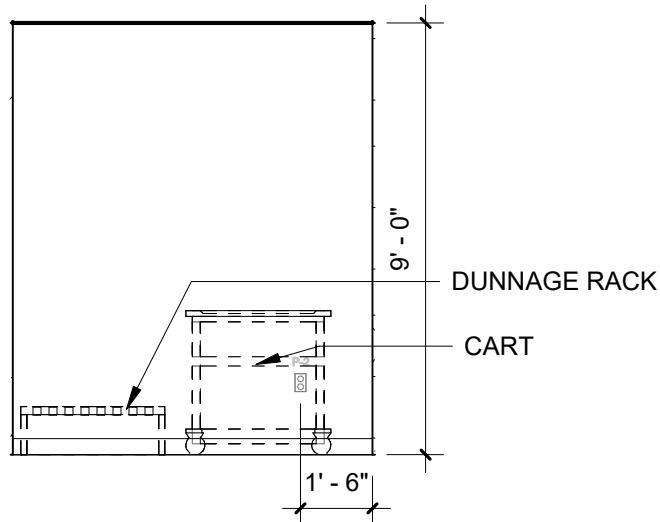


④ WEST ELEVATION  
 1/4" = 1'-0"

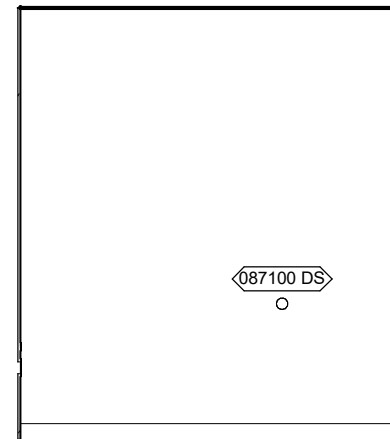


**Space Design Guidelines - Basis of Design**

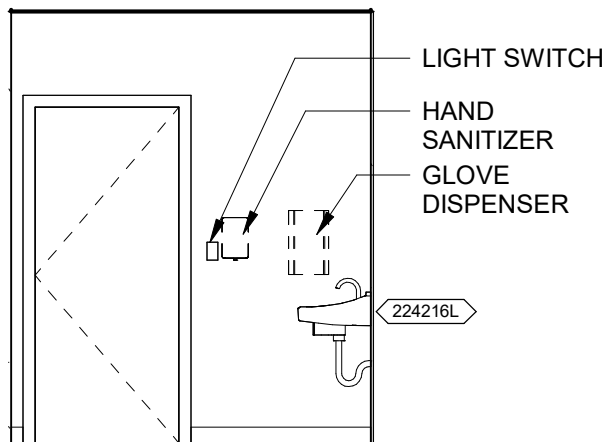
Space: Clean and Soiled Utility	Department: Practice Based Clinic	Area: 143 SF
Drawing: Elevations - Soiled	Drawing Scale: 1/4" = 1'-0"	Last Update: 11/16/2023



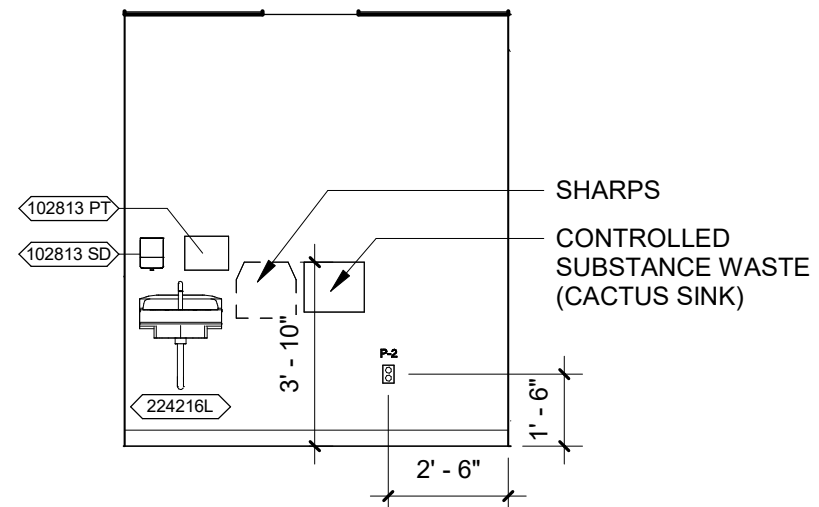
① NORTH ELEVATION  
 1/4" = 1'-0"



② EAST ELEVATION  
 1/4" = 1'-0"



③ SOUTH ELEVATION  
 1/4" = 1'-0"



④ WEST ELEVATION  
 1/4" = 1'-0"

## Space Design Guidelines - Basis of Design

Space: Clean and Soiled Utility	Department: Practice Based Clinic	Area: 143 SF
Drawing: Component Schedule	Drawing Scale: NTS	Last Update: 11/16/2023

UTSW ID	Product / Manuf / Item	Qty	LF	Utilities								Furnish	Comments	
				1	2	3	4	5	6	7	8			
087100 DS	Door Stop	2		-	-	-	-	-	-	-	-	-	CFCI	
102813 PT	Dispenser, Paper Towel, SS, Surface Mounted	2		-	-	-	-	-	-	-	-	-	CFCI	*Confirm contract/lease requirements
102813 SD	Dispenser, Soap, Disposable	2		-	-	-	-	-	-	-	-	-	CFCI	*Confirm contract/lease requirements
102813HS	Dispenser, Hand Sanitizer, Wall Mtd.	2		-	-	-	-	-	-	-	-	-	CFCI	*Confirm contract/lease requirements
117050	Controlled Substance Waste Management, Surface Mounted	1		Y	-	-	-	-	-	-	-	-	OFVI	
224216 L	Sink, bottom mount, solid surface	1		Y	-	-	-	-	-	-	-	-	CFCI	
224216L	Lavatory, Vitreous China, Slab Type	1		Y	-	-	-	-	-	-	-	-	CFCI	Includes pipe insulation
265119 UC	Under cabinet lights, LED	2		-	Y	-	-	-	-	-	-	-	CFCI	
RM-SGN	Room Sign, Per Standards	2		-	-	-	-	-	-	-	-	-	CFCI	Location confirmed by UTSW PM and UTSW sign shop

### Utilities Key

- |                                     |                                  |
|-------------------------------------|----------------------------------|
| 1. Water / Drain - 1 sink and drain | 5. Non MedGas                    |
| 2. Electricity - Standard power     | 6. Vacuum                        |
| 3. MedGas                           | 7. Data - Data and clinical data |
| 4. Misc Gas                         | 8. Misc.                         |

### Furnish Key

- OFOI - Owner Furnished, Owner Installed  
 OFVI - Owner Furnished, Vendor Installed  
 OFCI - Owner Furnished, Contractor Installed  
 CFCI - Contractor Furnished, Contractor Installed

**Space Design Guidelines - Basis of Design**

Space: Clean and Soiled Utility	Department: Practice Based Clinic	Area: 143 SF
Drawing: Data/Power Schedule	Drawing Scale: NTS	Last Update: 11/16/2023

**Electrical Fixtures**

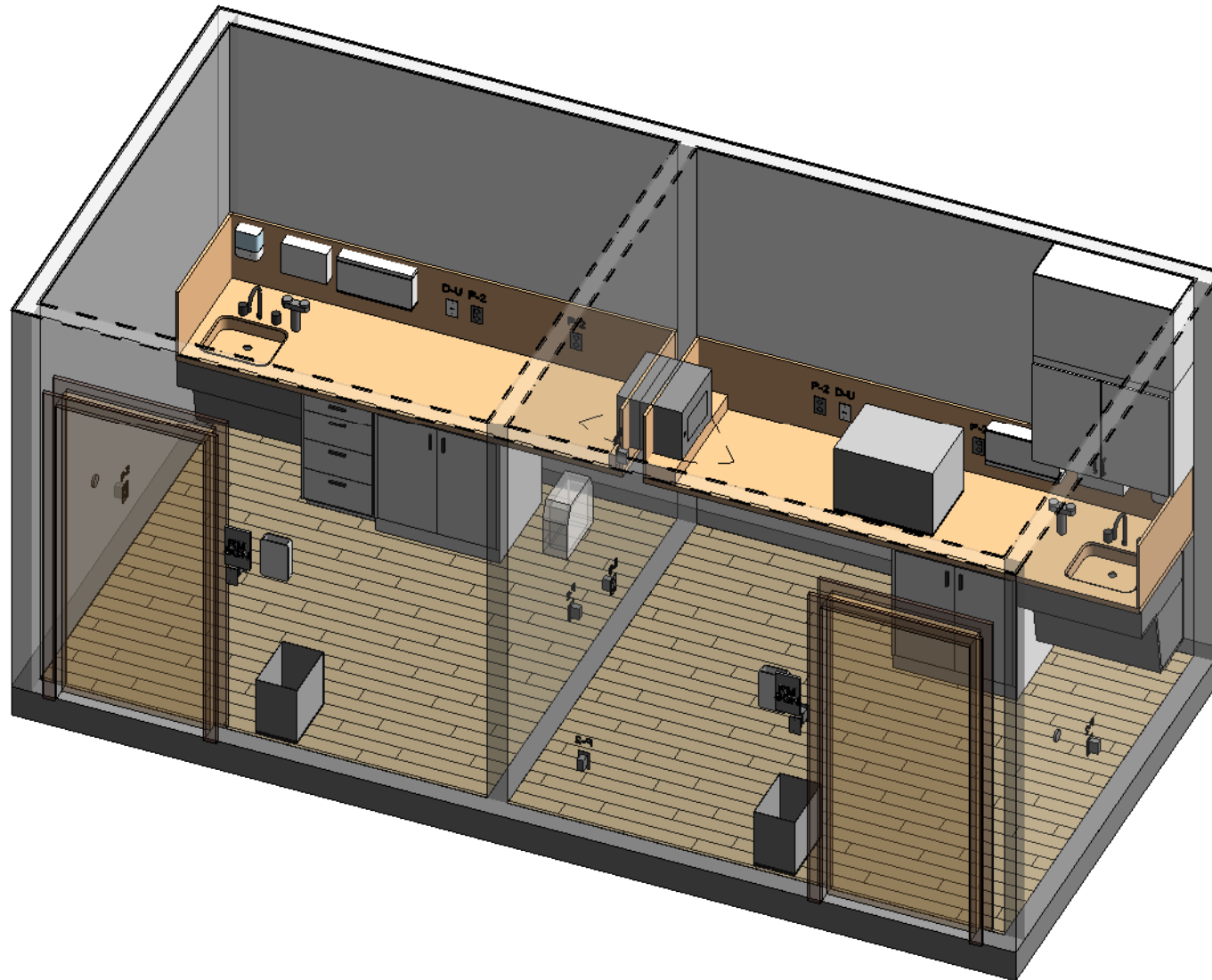
<b>USTW ID</b>	<b>Item</b>	<b>Qty.</b>
CDAS	CDAS CONNECTION	1
EP-2	Emergency Power - Duplex - 120 V	1
P-2	Power - Duplex - 120 V	4

**Data Fixtures**

<b>ID</b>	<b>Nomenclature</b>	<b>Qty</b>
-----------	---------------------	------------

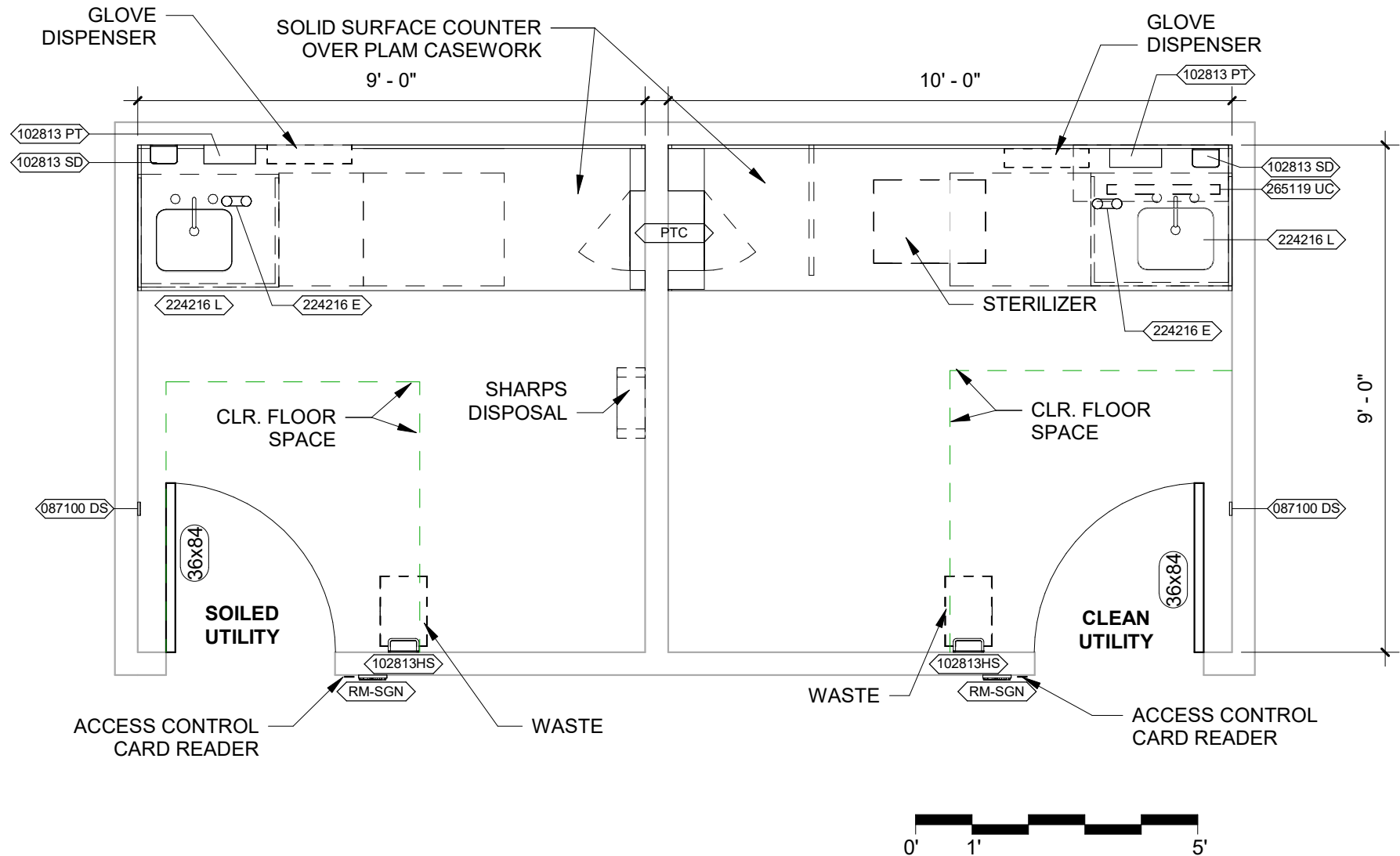
## Space Design Guidelines - Basis of Design

Space: Clean / Soiled Utility with Pass Through	Department: Practice Based Clinic	Area: 171 SF
Drawing: Room Isometric	Drawing Scale: NTS	Last Update: 11/16/2023



**Space Design Guidelines - Basis of Design**

Space: Clean / Soiled Utility with Pass Through	Department: Practice Based Clinic	Area: 171 SF
Drawing: Floor Plan	Drawing Scale: 3/8" = 1'-0"	Last Update: 11/16/2023



## Space Design Guidelines - Basis of Design

Space: Clean / Soiled Utility with Pass Through	Department: Practice Based Clinic	Area: 171 SF
Drawing: Space Notes	Drawing Scale: NTS	Last Update: 11/16/2023

### Plan Space Narrative:

Information provided shall be confirmed with UTSW PM.

Furnish assignments shall be confirmed by the UTSW PM. Entity furnishing paper towel and soap dispensers shall be confirmed per project location and lease requirements.

Dashed equipment is specified per project by UTSW

Items noted with symbol are shown on the Component Schedule

### UTSW Special Plan Considerations:

Flooring: LVT

Base: Rubber Base

Ceiling: 2x2 ACT

Walls: Paint

Casework: Plastic Laminate, extend upper casework to ceiling grid

Countertops: Solid Surface, tall backsplash

Blocking (BLKG) by GC shall be coordinated prior to installation.

Access control card readers at each door.

Refrigerator or other equipment such as blanket warmer may be required per project. Confirm per project by UTSW PM and Clinic Representative including requirements for emergency power, temperature control, etc.

### RCP Space Narrative:

Fire and life safety elements will be designed and laid out per project requirements.

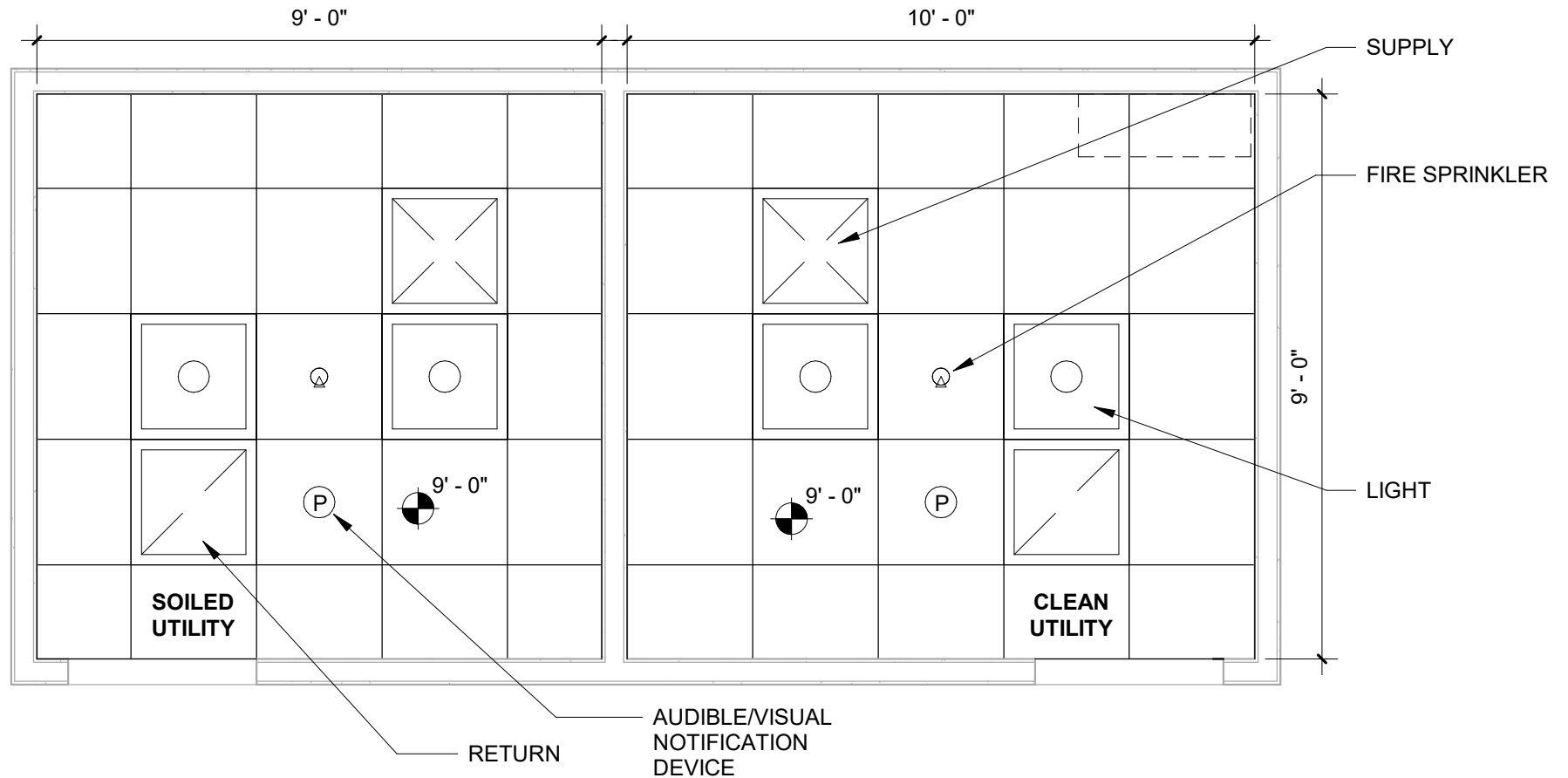
Typical 2x2 ACT ceiling.

### UTSW Special RCP Considerations:

Refer to UTSW Design Guidelines to confirm light fixture types appropriate per project.

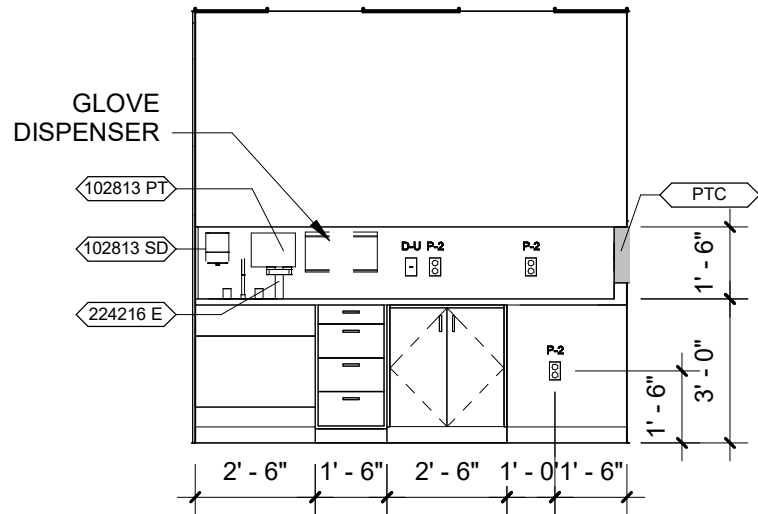
**Space Design Guidelines - Basis of Design**

Space: Clean / Soiled Utility with Pass Through	Department: Practice Based Clinic	Area: 171 SF
Drawing: Reflected Ceiling Plan	Drawing Scale: 3/8" = 1'-0"	Last Update: 11/16/2023

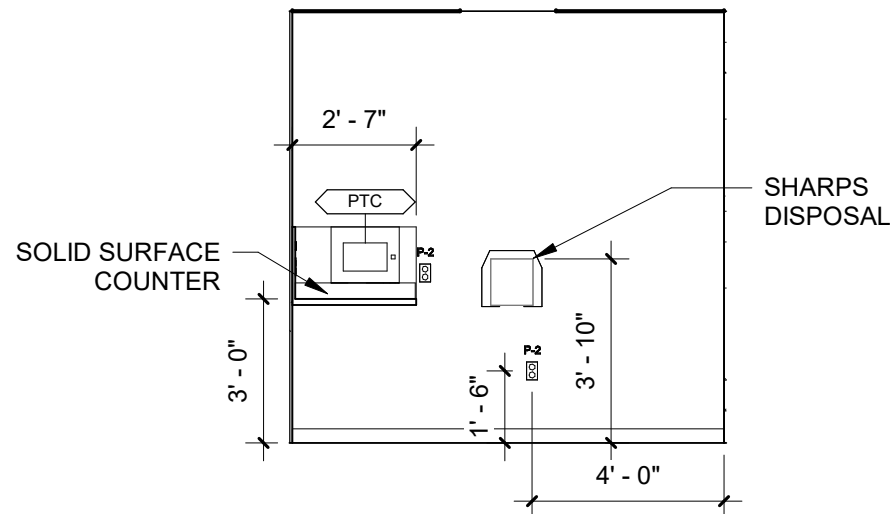


**Space Design Guidelines - Basis of Design**

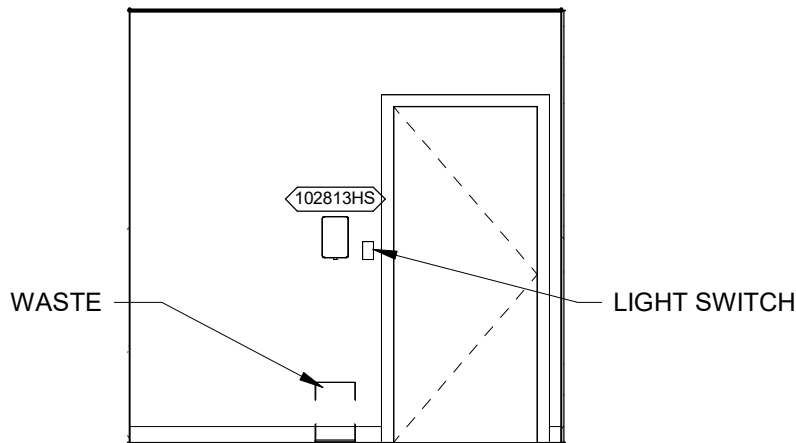
Space: Clean / Soiled Utility with Pass Through	Department: Practice Based Clinic	Area: 171 SF
Drawing: Elevations - Soiled	Drawing Scale: 1/4" = 1'-0"	Last Update: 11/16/2023



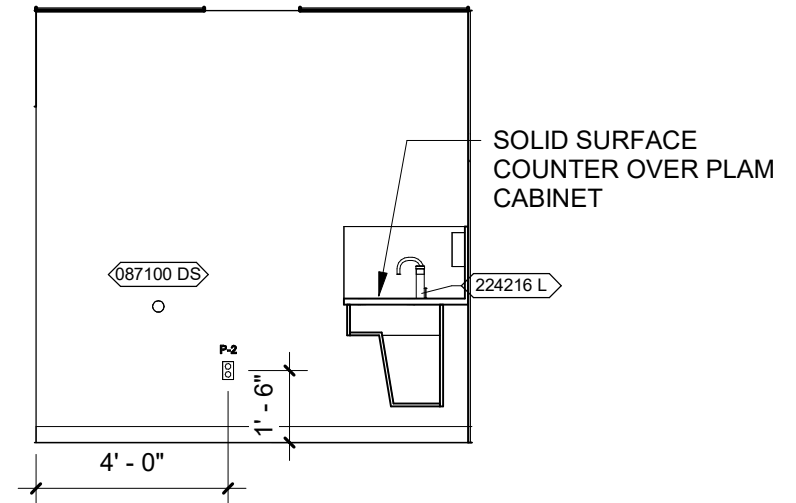
1 NORTH ELEVATION  
 1/4" = 1'-0"



2 EAST ELEVATION  
 1/4" = 1'-0"



3 SOUTH ELEVATION  
 1/4" = 1'-0"

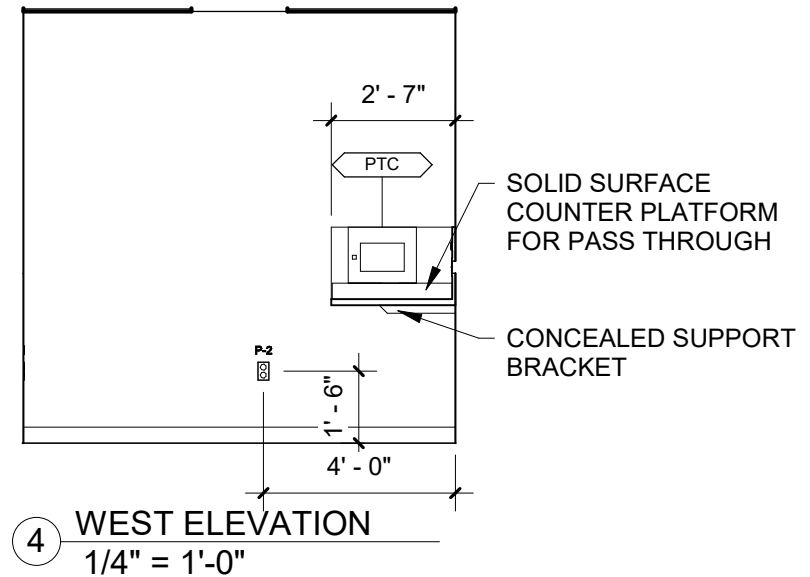
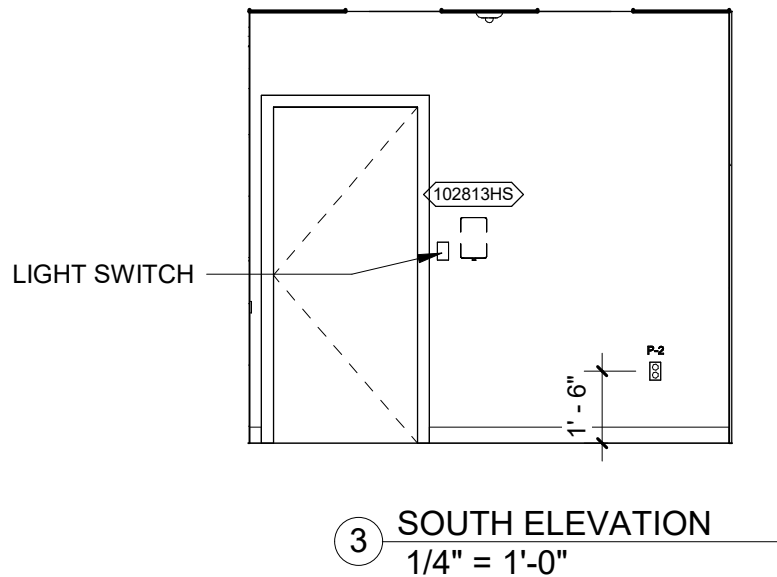
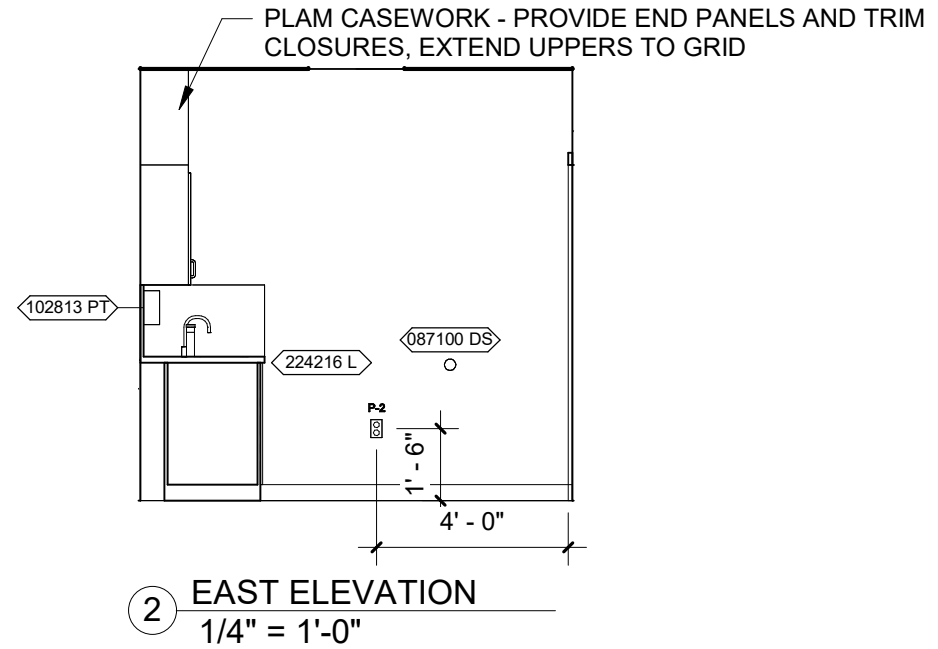
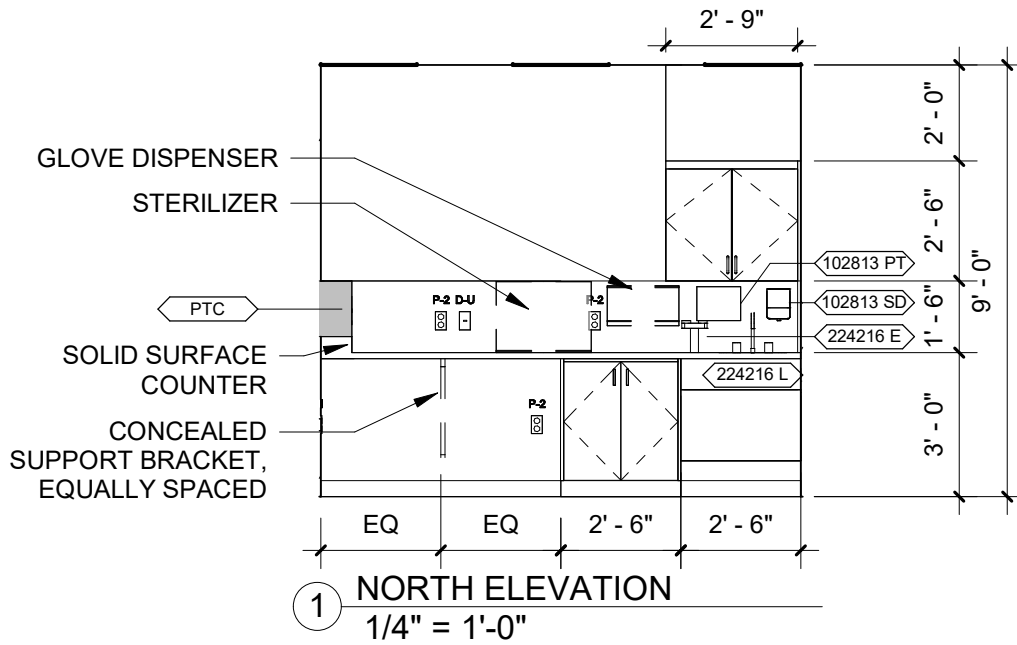


4 WEST ELEVATION  
 1/4" = 1'-0"



**Space Design Guidelines - Basis of Design**

Space: Clean / Soiled Utility with Pass Through	Department: Practice Based Clinic	Area: 171 SF
Drawing: Elevations - Clean	Drawing Scale: 1/4" = 1'-0"	Last Update: 11/16/2023



## Space Design Guidelines - Basis of Design

Space: Clean / Soiled Utility with Pass Through	Department: Practice Based Clinic	Area: 171 SF
Drawing: Component Schedule	Drawing Scale: NTS	Last Update: 11/16/2023

UTSW ID	Product / Manuf / Item	Qty	LF	Utilities								Furnish	Comments	
				1	2	3	4	5	6	7	8			
087100 DS	Door Stop	2		-	-	-	-	-	-	-	-	-	CFCI	
102813 PT	Dispenser, Paper Towel, SS, Surface Mounted	2		-	-	-	-	-	-	-	-	-	CFCI	*Confirm per contract/lease requirements
102813 SD	Dispenser, Soap, Disposable	2		-	-	-	-	-	-	-	-	-	CFCI	*Confirm per contract/lease requirements
102813HS	Dispenser, Hand Sanitizer, Wall Mtd	2		-	-	-	-	-	-	-	-	-	CFCI	*Confirm per contract/lease requirements
224216 E	Hand-held eyewash	2		Y	-	-	-	-	-	-	-	-	CFCI	
224216 L	Sink, bottom mount, solid surface	2		Y	-	-	-	-	-	-	-	-	CFCI	
265119 UC	Under cabinet lights, LED	1		-	Y	-	-	-	-	-	-	-	CFCI	
PTC	Wall Mtd. Pass through cabinet	1		-	Y	-	-	-	-	-	-	-	CFCI	Provide solid surface base
RM-SGN	Room Sign, Per Standards	2		-	-	-	-	-	-	-	-	-	CFCI	Location confirmed by UTSW PM and UTSW sign shop
STERIL	Sterilizer	1		-	Y	-	-	-	-	-	-	-	OFOI	

### Utilities Key

- |                                     |                                  |
|-------------------------------------|----------------------------------|
| 1. Water / Drain - 1 sink and drain | 5. Non MedGas                    |
| 2. Electricity - Standard power     | 6. Vacuum                        |
| 3. MedGas                           | 7. Data - Data and clinical data |
| 4. Misc Gas                         | 8. Misc.                         |

### Furnish Key

- OFOI - Owner Furnished, Owner Installed
- OFVI - Owner Furnished, Vendor Installed
- OFCI - Owner Furnished, Contractor Installed
- CFCI - Contractor Furnished, Contractor Installed

**Space Design Guidelines - Basis of Design**

Space: Clean / Soiled Utility with Pass Through	Department: Practice Based Clinic	Area: 171 SF
Drawing: Data/Power Schedule	Drawing Scale: NTS	Last Update: 11/16/2023

**Electrical Fixtures**

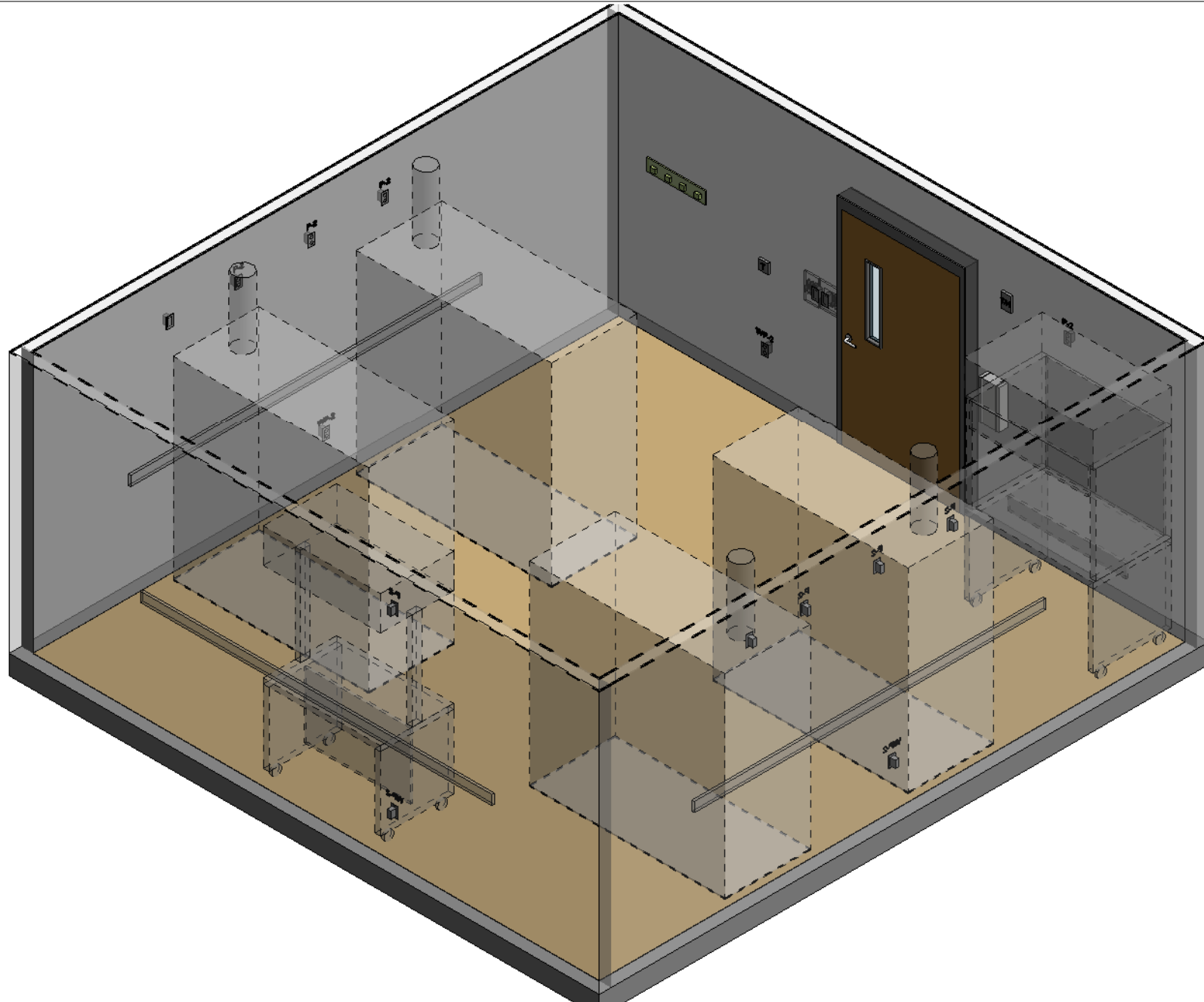
USTW ID	Item	Qty.
P-2	Power - Duplex - 120 V	12

**Data Fixtures**

ID	Nomenclature	Qty
Data-U	USB - 1 QTY	2

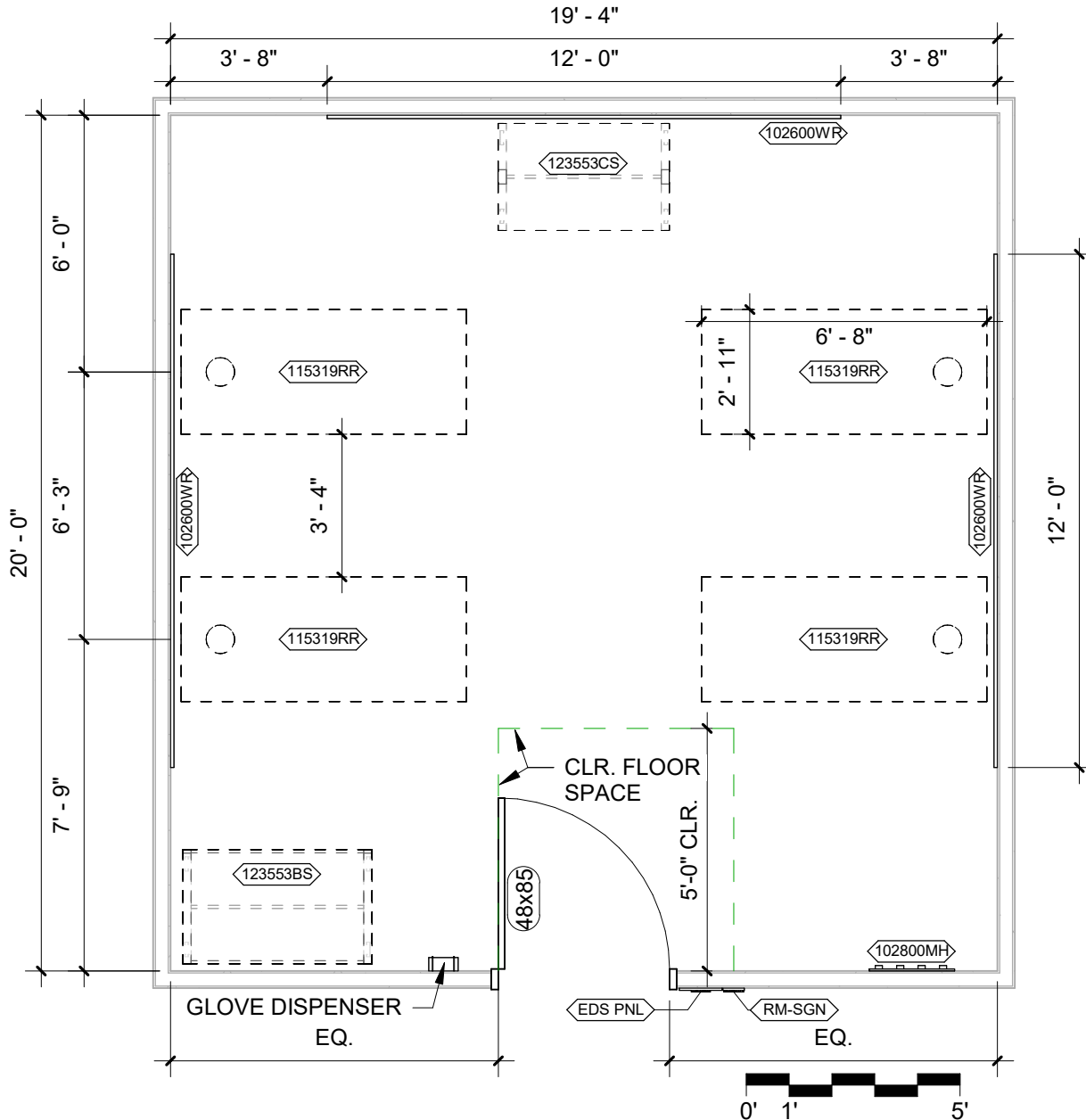
## Space Design Guidelines - Basis of Design

Space:	Rodent Housing - 4 Rack	Department:	Animal Resource Center	Area:	387 SF
Drawing:	Room Isometric	Drawing Scale:	NTS	Last Update:	11/16/2023



**Space Design Guidelines - Basis of Design**

Space: Rodent Housing - 4 Rack	Department: Animal Resource Center	Area: 387 SF
Drawing: Floor Plan	Drawing Scale: 1/4" = 1'-0"	Last Update: 11/16/2023



**Space Narrative:**

Information provided shall be confirmed with UTSW PM and ARC User Representative.

Furnish assignments shall be confirmed by the UTSW PM.

Dashed equipment is specified per project by UTSW

Items noted with symbol are shown on the Component Schedule

Refer to UTSW Design Guidelines including ARC Design Requirements for each project.

Spacing considerations shall include up to 6 racks in this space. Additional infrastructure shall reflect ability for growth.

**UTSW Special Considerations:**

Flooring: Seamless floor Options include: Epoxy and Quartz Resinous (confirm project requirements for specific type)

Base: 6" Coved, Integral

Walls: Epoxy Paint, non-toxic

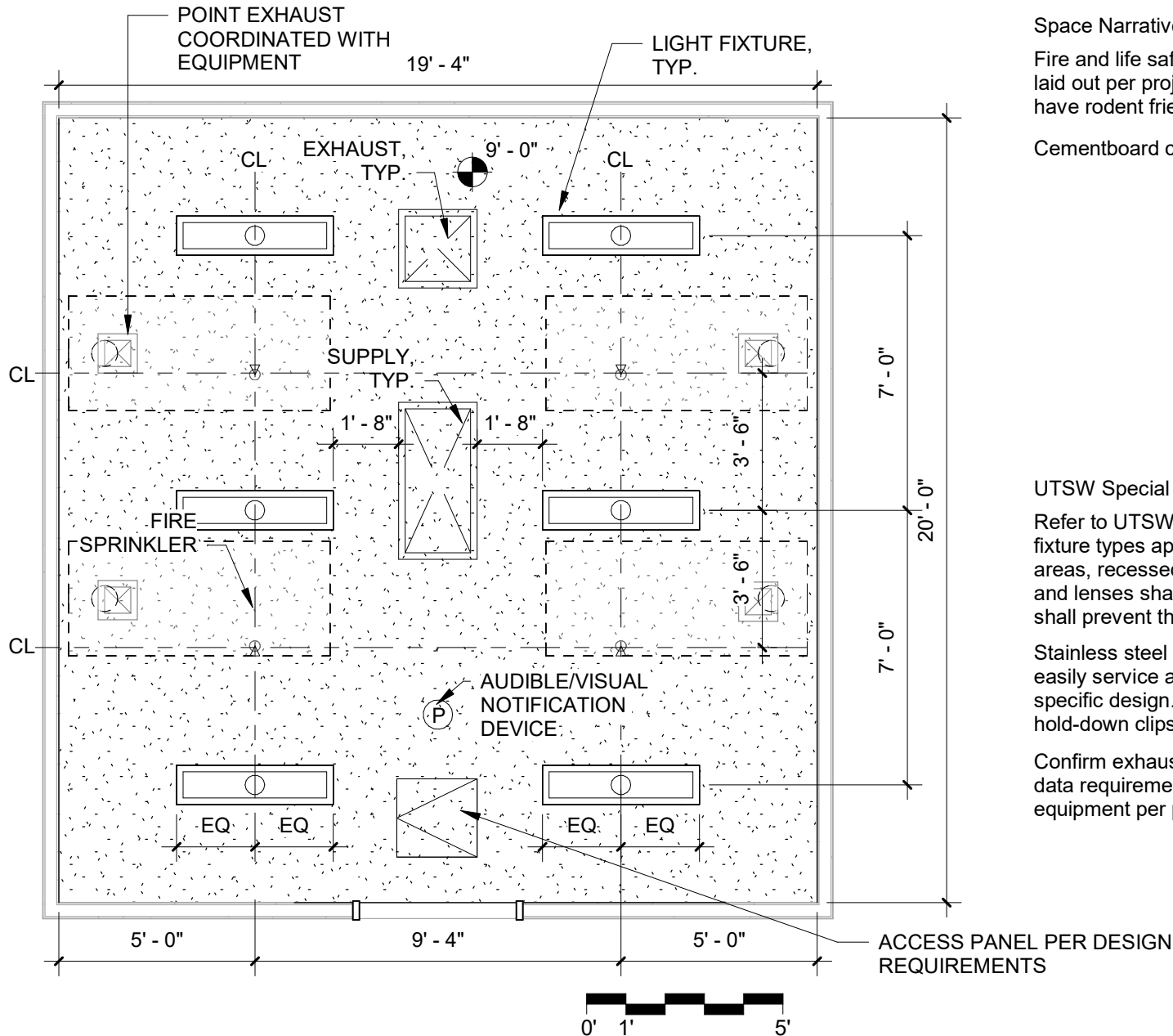
Blocking (BLKG) by GC shall be coordinated prior to installation.

Door shall be self-closing with sound-attenuating properties including quiet closing, sound seals, tight fitting seals, and drop down door sweep. Doorway must provide for easy movement of carts. Confirm project requirements for diurnal light cycle adherence.

Confirm if project will provide Avidity System for: Data Management, Reverse Osmosis Auto Water, Stainless Steel Room Distribution System, Pressure Reducing Stations, and/or Pin Code Room Access.

**Space Design Guidelines - Basis of Design**

Space: Rodent Housing - 4 Rack	Department: Animal Resource Center	Area: 387 SF
Drawing: Reflected Ceiling Plan	Drawing Scale: 1/4" = 1'-0"	Last Update: 11/16/2023



**Space Narrative:**

Fire and life safety elements will be designed and laid out per project requirements. Rodent areas to have rodent friendly fire alarm systems.

Cementboard ceiling with epoxy paint.

**UTSW Special Considerations:**

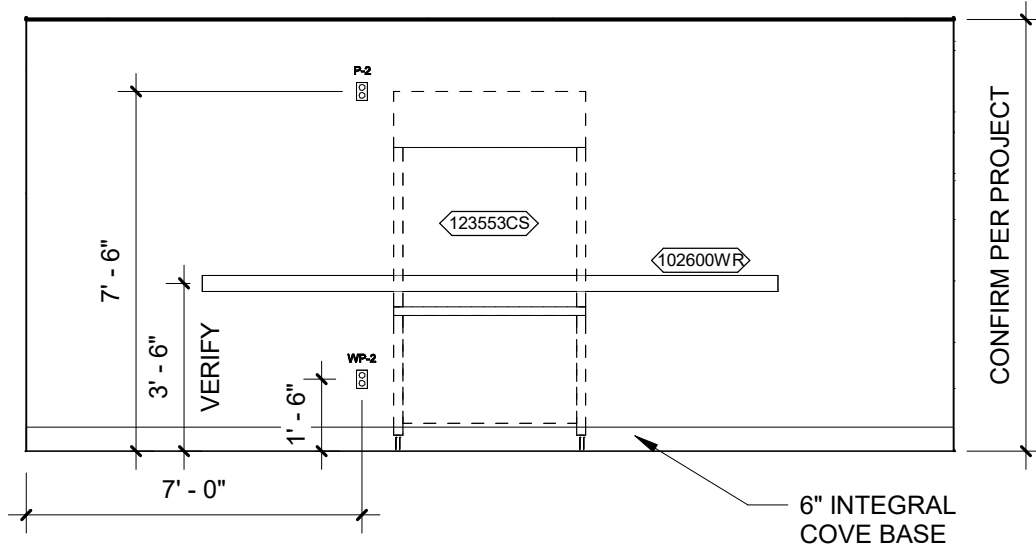
Refer to UTSW Design Guidelines to confirm light fixture types appropriate per project. Within animal areas, recessed fixtures shall have triple gaskets and lenses shall be smooth side out. Installation shall prevent the accumulation of dust.

Stainless steel access panels shall be located to easily service above ceiling components per project specific design. All shall be fully gasketed with hold-down clips.

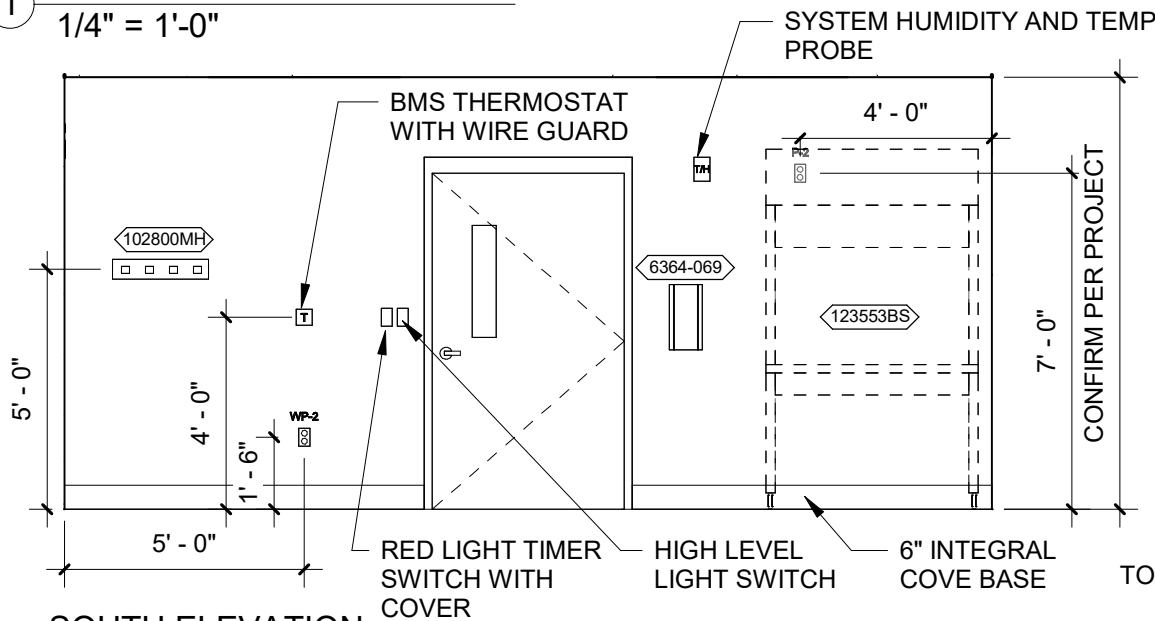
Confirm exhaust duct, animal watering, power, and data requirements for animal racks and other equipment per project.

**Space Design Guidelines - Basis of Design**

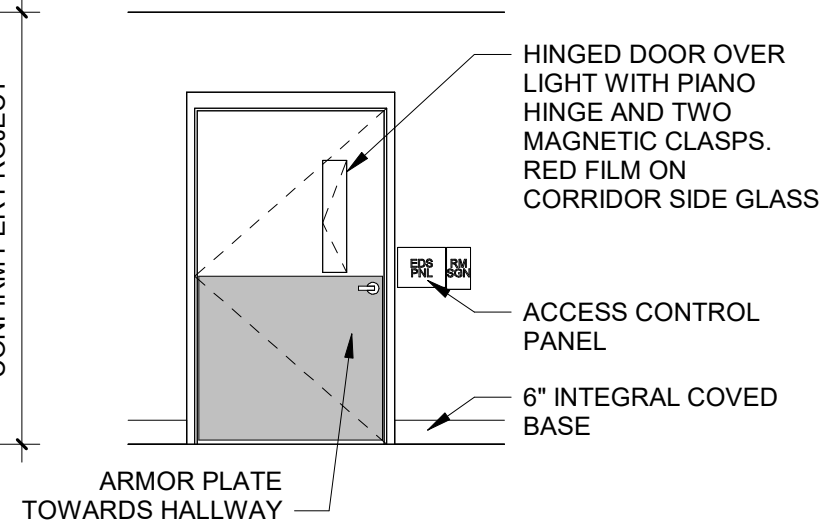
Space: Rodent Housing - 4 Rack	Department: Animal Resource Center	Area: 387 SF
Drawing: Elevations	Drawing Scale: 1/4" = 1'-0"	Last Update: 11/16/2023



① **NORTH ELEVATION**  
 1/4" = 1'-0"



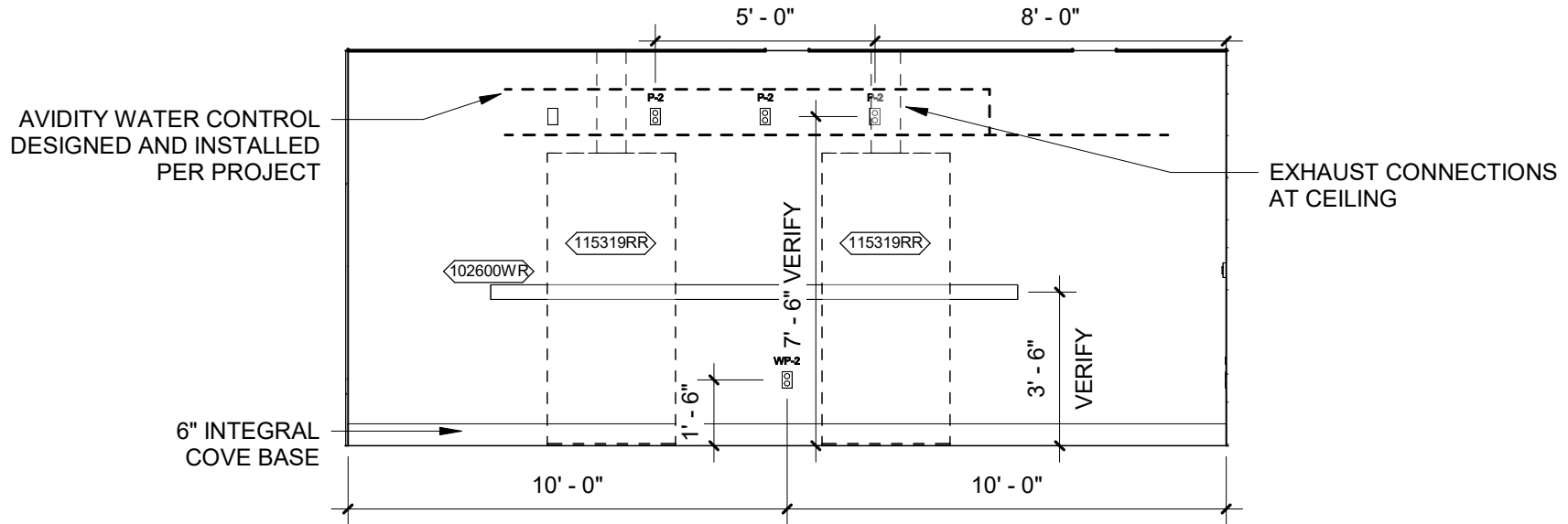
② **SOUTH ELEVATION**  
 1/4" = 1'-0"



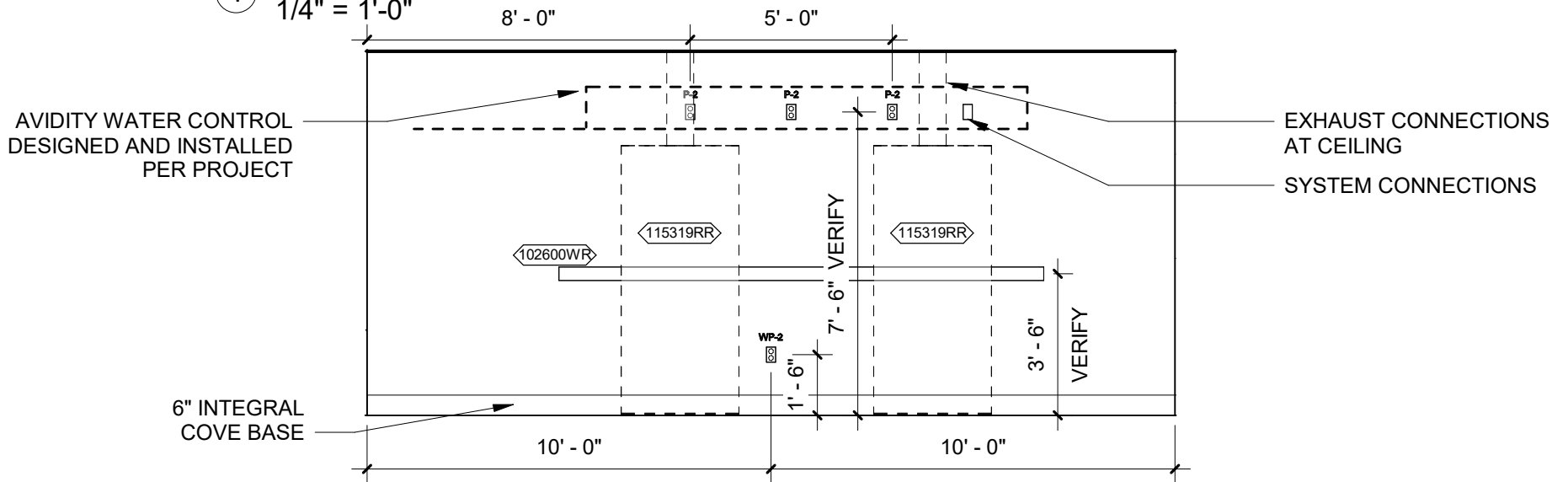
③ **4 RACK RODENT HOUSING - HALLWAY**  
 1/4" = 1'-0"

**Space Design Guidelines - Basis of Design**

Space: Rodent Housing - 4 Rack	Department: Animal Resource Center	Area: 387 SF
Drawing: Elevations	Drawing Scale: 1/4" = 1'-0"	Last Update: 11/16/2023



① **EAST ELEVATION**  
 1/4" = 1'-0"



② **WEST ELEVATION**  
 1/4" = 1'-0"



## Space Design Guidelines - Basis of Design

Space: Rodent Housing - 4 Rack	Department: Animal Resource Center	Area: 387 SF
Drawing: Component Schedule	Drawing Scale: NTS	Last Update: 11/16/2023

UTSW ID	Product / Manuf / Item	Qty	LF	Utilities								Furnish	Comments	
				1	2	3	4	5	6	7	8			
6364-069	3 Box Glove Dispenser, White Wire, Wall Mtd	1		-	-	-	-	-	-	-	-	-	OFOI	Model and location confirmed by UTSW PM
102600WR	Wall Rail	3	12' ea	-	Y	-	-	-	-	-	-	-	CFCI	Slim profile rubber wall bumper along extent of walls with racks. Confirm installation height per project.
102800MH	Mop Holder	1		-	-	-	-	-	-	-	-	-	CFCI	Stainless steel
115319RR	Ventilated Rodent Rack	4		-	Y	-	-	-	-	Y	Y		OFOI	Hard ducted exhaust and power required.
123553BS	Biological Safety Cabinet	1		-	Y	-	-	-					OFOI	Confirm exhaust and recirculation requirements
123553CS	Animal Change Station	1		-	Y	-	-	-					OFOI	Power required
EDS PNL	Edstrom Panel	1		-	Y	-	-	-	-	Y	-		CFCI	Security and controls with Avidity system
RM-SGN	Room Sign, Per Standards	1		-	-	-	-	-	-	-	-		CFCI	Location confirmed by UTSW PM and UTSW sign shop

### Utilities Key

- |                                     |                                  |
|-------------------------------------|----------------------------------|
| 1. Water / Drain - 1 sink and drain | 5. Non MedGas                    |
| 2. Electricity - Standard power     | 6. Vacuum                        |
| 3. MedGas                           | 7. Data - Data and clinical data |
| 4. Misc Gas                         | 8. Misc.                         |

### Furnish Key

- OFOI - Owner Furnished, Owner Installed  
OFVI - Owner Furnished, Vendor Installed  
OFCI - Owner Furnished, Contractor Installed  
CFCI - Contractor Furnished, Contractor Installed

## Space Design Guidelines - Basis of Design

Space: Rodent Housing - 4 Rack	Department: Animal Resource Center	Area: 387 SF
Drawing: Data/Power Schedule	Drawing Scale: NTS	Last Update: 11/16/2023

### Electrical Fixtures

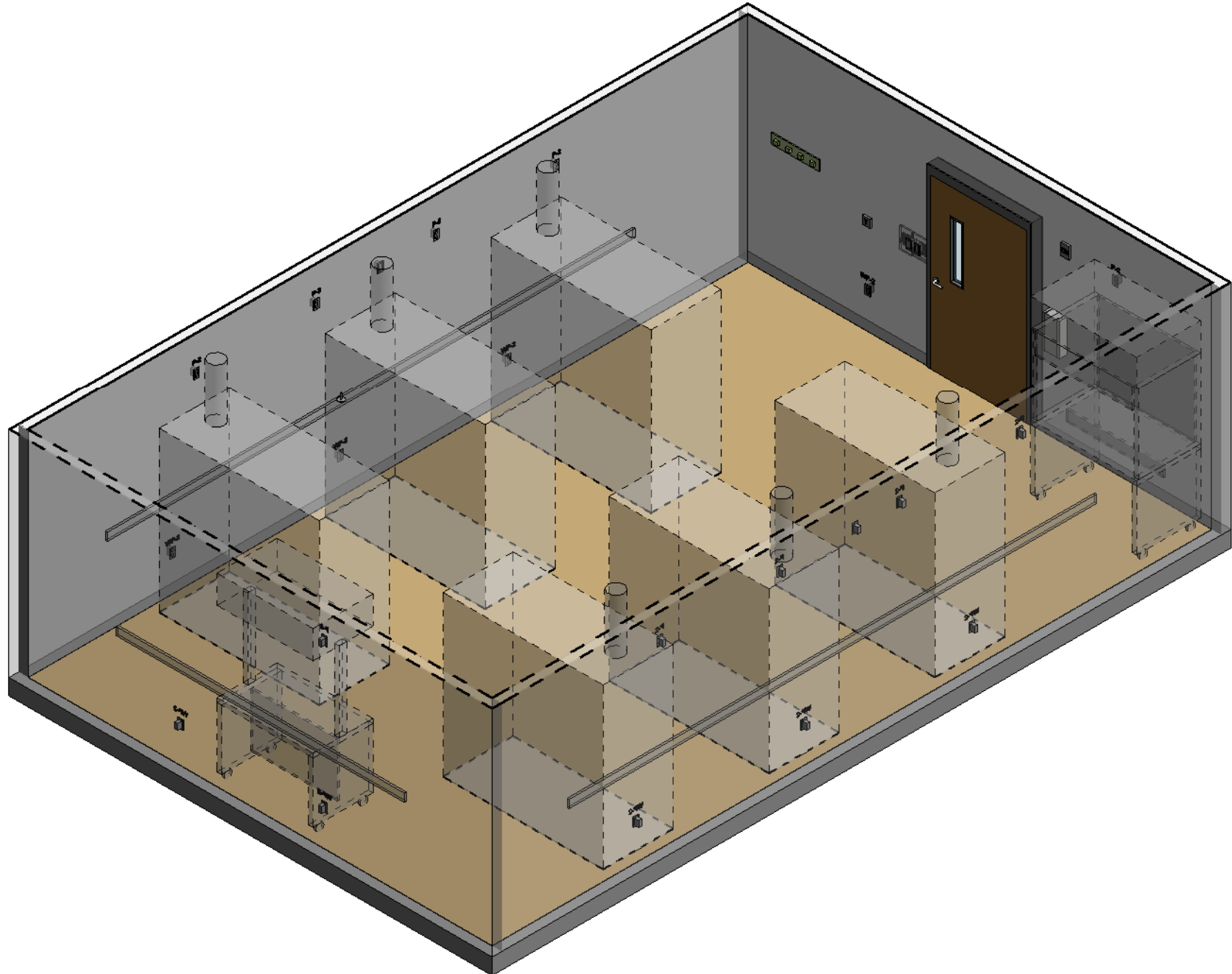
USTW ID	Item	Qty.	Comments
P-2	Power - Duplex - 120 V	8	Coordinate with project requirements
SGB	Single Gang Box	2	
WP-2	Weatherproof Power - Duplex - 120 V	4	

### Data Fixtures

UTSW ID	Item	Qty
---------	------	-----

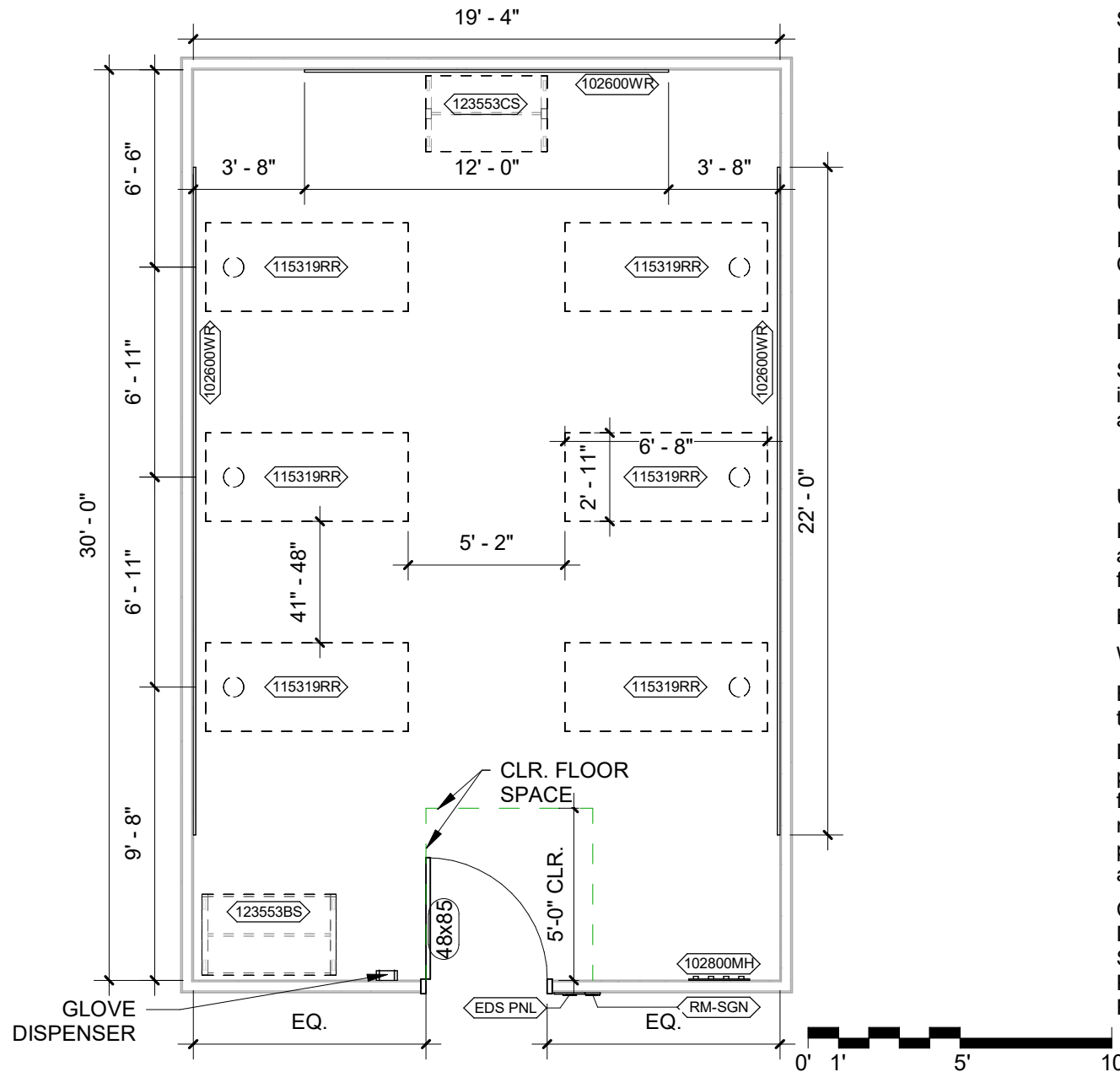
## Space Design Guidelines - Basis of Design

Space:	Rodent Housing - 6 Rack	Department:	Animal Resource Center	Area:	580 SF
Drawing:	Room Isometric	Drawing Scale:	NTS	Last Update:	11/16/2023



## Space Design Guidelines - Basis of Design

Space: Rodent Housing - 6 Rack	Department: Animal Resource Center	Area: 580 SF
Drawing: Floor Plan	Drawing Scale: 3/16" = 1'-0"	Last Update: 11/16/2023



### Space Narrative:

Information provided shall be confirmed with UTSW PM and ARC User Representative.

Furnish assignments shall be confirmed by the UTSW PM.

Dashed equipment is specified per project by UTSW

Items noted with symbol are shown on the Component Schedule

Refer to UTSW Design Guidelines including ARC Design Requirements for each project.

Spacing considerations shall include up to 8 racks in this space. Additional infrastructure shall reflect ability for growth.

### UTSW Special Considerations:

Flooring: Seamless floor Options include: Epoxy and Quartz Resinous (confirm project requirements for specific type)

Base: 6" Coved, Integral

Walls: Epoxy Paint, non-toxic

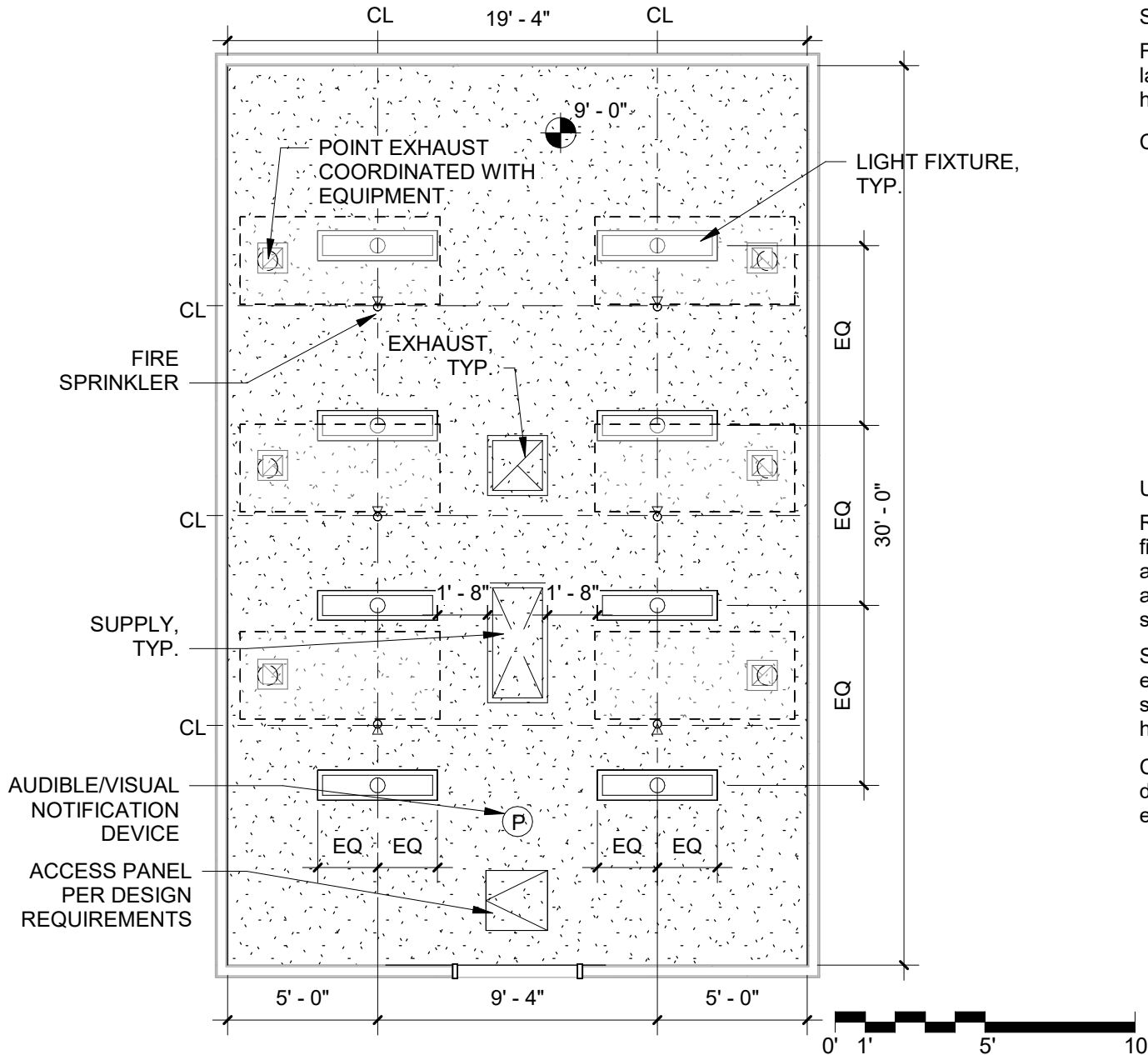
Blocking (BLKG) by GC shall be coordinated prior to installation.

Door shall be self-closing with sound-attenuating properties including quiet closing, sound seals, tight fitting seals, and drop down door sweep. Doorway must provide for easy movement of carts. Confirm project requirements for diurnal light cycle adherence.

Confirm if project will provide Avidity System for: Data Management, Reverse Osmosis Auto Water, Stainless Steel Room Distribution System, Pressure Reducing Stations, and/or Pin Code Room Access.

**Space Design Guidelines - Basis of Design**

Space: Rodent Housing - 6 Rack	Department: Animal Resource Center	Area: 580 SF
Drawing: Reflected Ceiling Plan	Drawing Scale: 3/16" = 1'-0"	Last Update: 11/16/2023



**Space Narrative:**

Fire and life safety elements will be designed and laid out per project requirements. Rodent areas to have rodent friendly fire alarm systems.

Cementboard ceiling with epoxy paint.

**UTSW Special Considerations:**

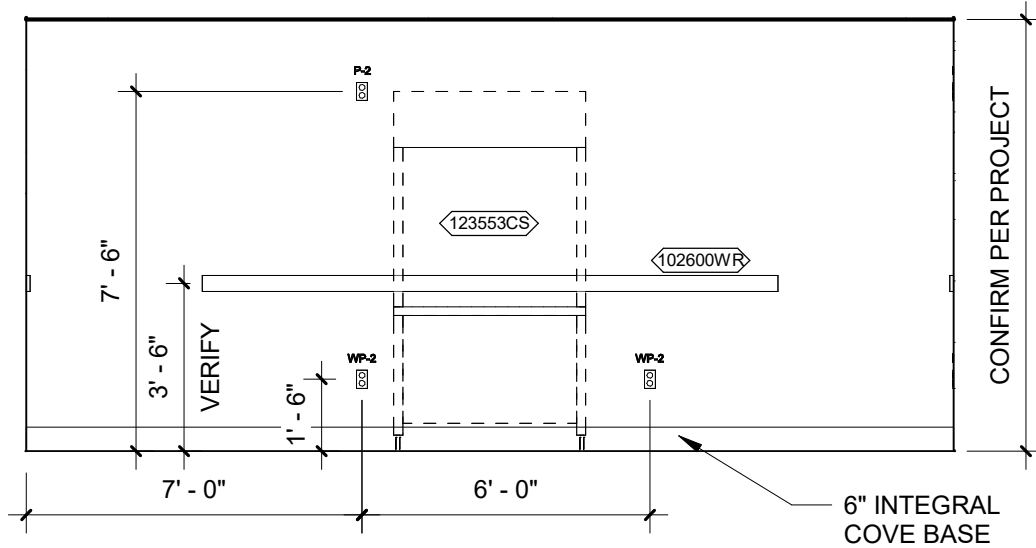
Refer to UTSW Design Guidelines to confirm light fixture types appropriate per project. Within animal areas, recessed fixtures shall have triple gaskets and lenses shall be smooth side out. Installation shall prevent the accumulation of dust.

Stainless steel access panels shall be located to easily service above ceiling components per project specific design. All shall be fully gasketed with hold-down clips.

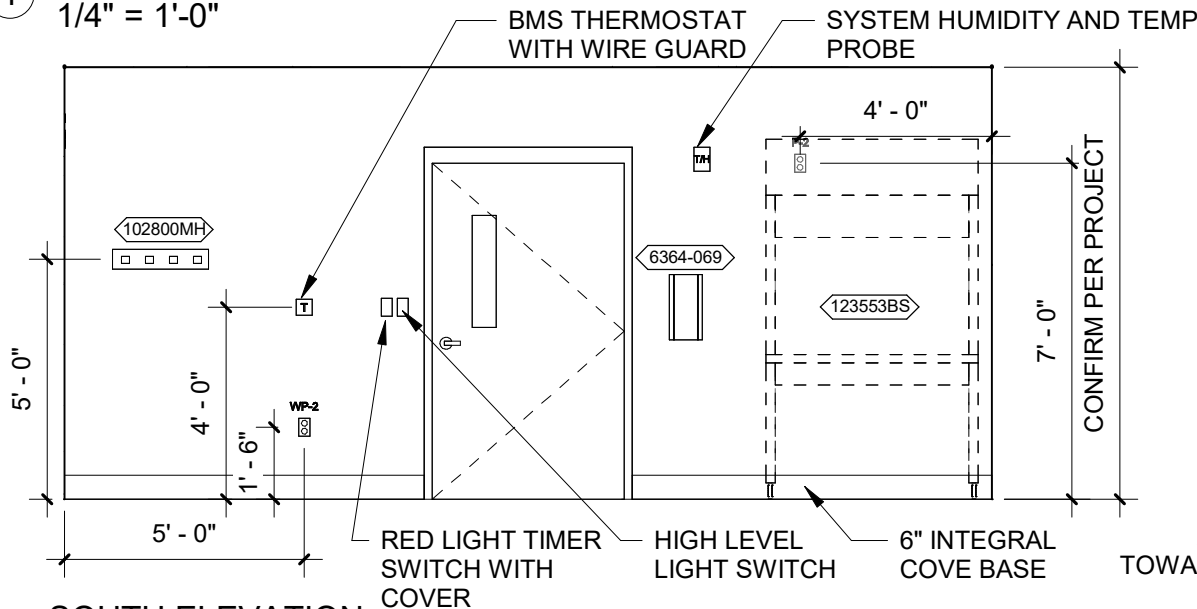
Confirm exhaust duct, animal watering, power, and data requirements for animal racks and other equipment per project.

**Space Design Guidelines - Basis of Design**

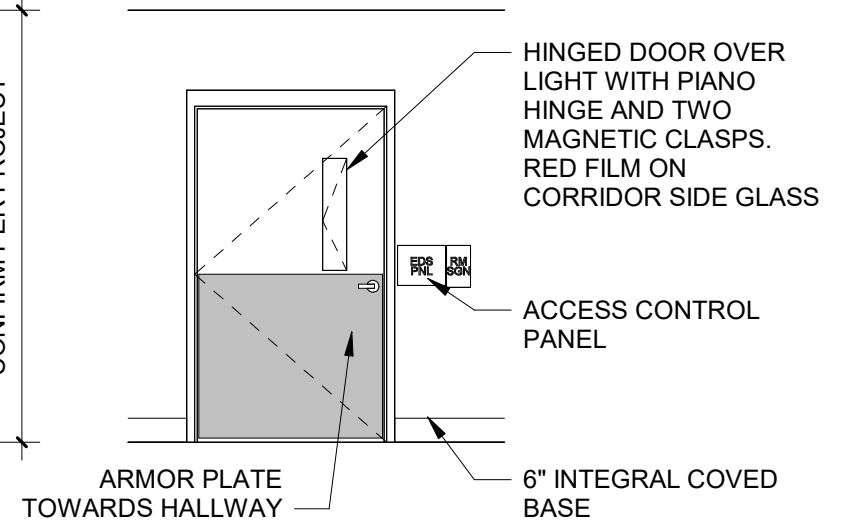
Space: Rodent Housing - 6 Rack	Department: Animal Resource Center	Area: 580 SF
Drawing: Elevations	Drawing Scale: 1/4" = 1'-0"	Last Update: 11/16/2023



① **NORTH ELEVATION**  
 1/4" = 1'-0"



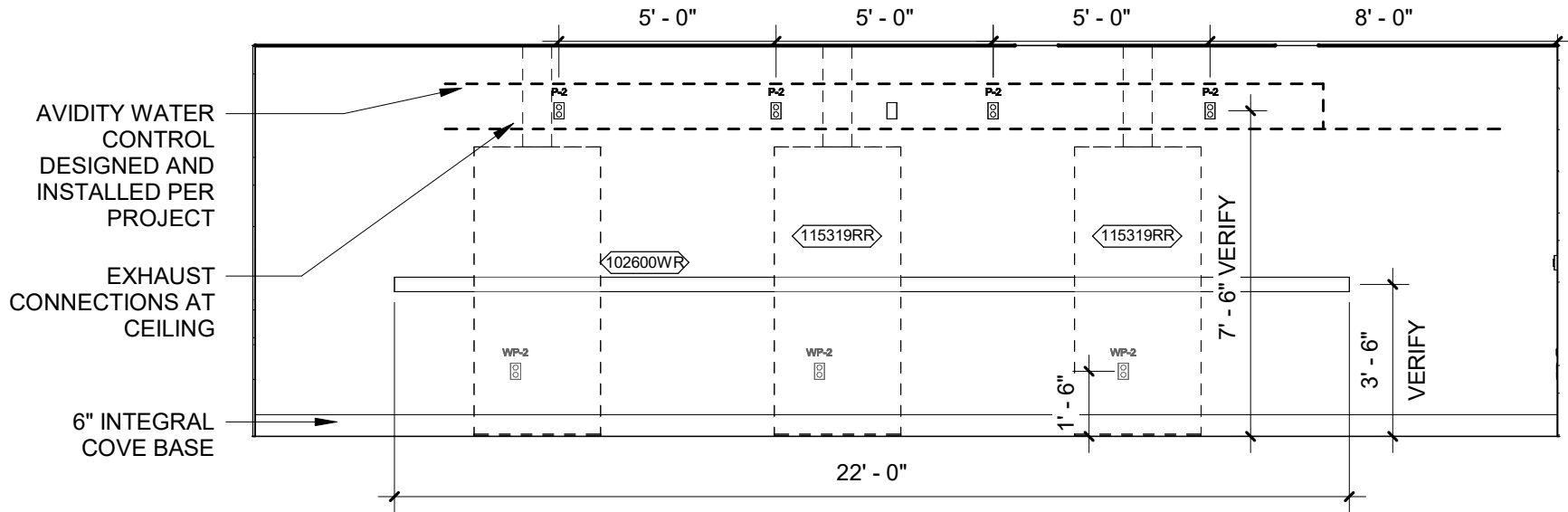
② **SOUTH ELEVATION**  
 1/4" = 1'-0"



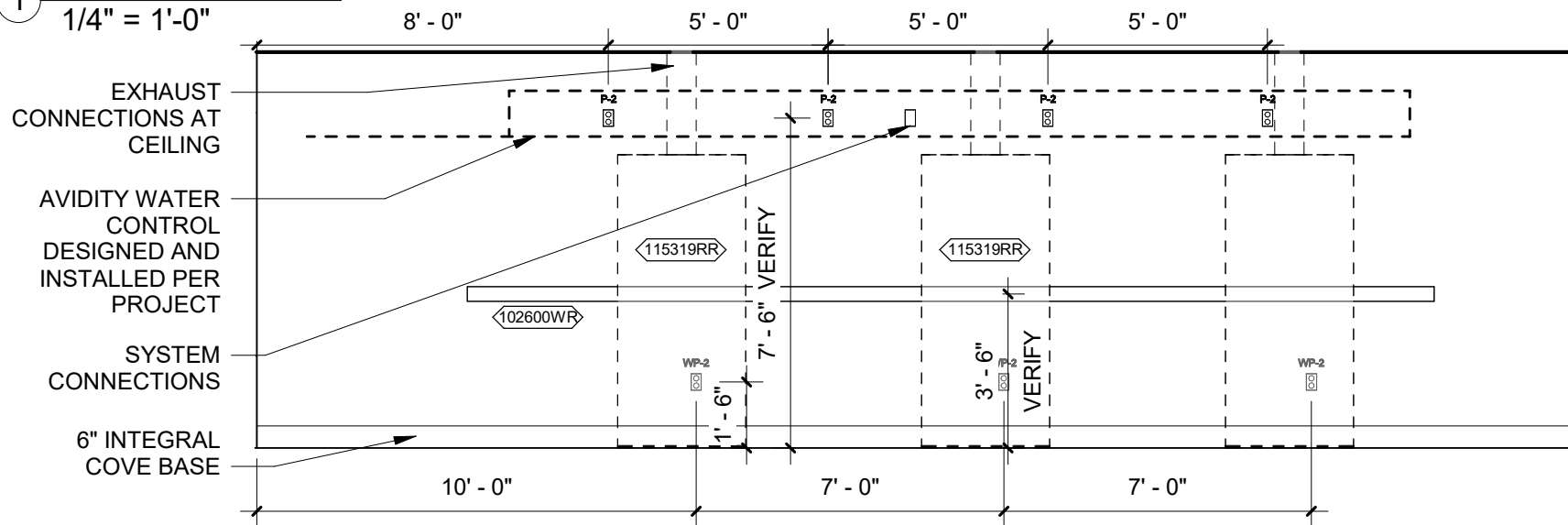
③ **6 RACK RODENT HOUSING - HALLWAY**  
 1/4" = 1'-0"

**Space Design Guidelines - Basis of Design**

Space: Rodent Housing - 6 Rack	Department: Animal Resource Center	Area: 580 SF
Drawing: Elevations	Drawing Scale: 1/4" = 1'-0"	Last Update: 11/16/2023



① **EAST ELEVATION**  
 1/4" = 1'-0"



② **WEST ELEVATION**  
 1/4" = 1'-0"

## Space Design Guidelines - Basis of Design

Space: Rodent Housing - 6 Rack	Department: Animal Resource Center	Area: 580 SF
Drawing: Component Schedule	Drawing Scale: NTS	Last Update: 11/16/2023

UTSW ID	Product / Manuf / Item	Qty	LF	Utilities								Furnish	Comments	
				1	2	3	4	5	6	7	8			
6364-069	3 Box Glove Dispenser, White Wire, Wall Mtd	1		-	-	-	-	-	-	-	-	-	OFOI	Model and location confirmed by UTSW PM
102600WR	Wall Rail	3	1 @ 12', 2 @ 22'	-	Y	-	-	-	-	-	-	-	CFCI	Slim profile rubber wall bumper along extent of walls with racks. Confirm installation height per project.
102800MH	Mop Holder	1		-	-	-	-	-	-	-	-	-	CFCI	Stainless steel
115319RR	Ventilated Rodent Rack	6		-	Y	-	-	-	-	Y	Y		OFOI	Hard ducted exhaust and power required.
123553BS	Biological Safety Cabinet	1		-	Y	-	-	-					OFOI	Confirm exhaust and recirculation requirements
123553CS	Animal Change Station	1		-	Y	-	-	-					OFOI	Power required
EDS PNL	Edstrom Panel	1		-	Y	-	-	-	-	Y	-		CFCI	Security and controls with Avidity system
RM-SGN	Room Sign, Per Standards	1		-	-	-	-	-	-	-	-		CFCI	Location confirmed by UTSW PM and UTSW sign shop

### Utilities Key

- |                                     |                                  |
|-------------------------------------|----------------------------------|
| 1. Water / Drain - 1 sink and drain | 5. Non MedGas                    |
| 2. Electricity - Standard power     | 6. Vacuum                        |
| 3. MedGas                           | 7. Data - Data and clinical data |
| 4. Misc Gas                         | 8. Misc.                         |

### Furnish Key

- OFOI - Owner Furnished, Owner Installed
- OFVI - Owner Furnished, Vendor Installed
- OFCI - Owner Furnished, Contractor Installed
- CFCI - Contractor Furnished, Contractor Installed



**Space Design Guidelines - Basis of Design**

Space: Rodent Housing - 6 Rack	Department: Animal Resource Center	Area: 580 SF
Drawing: Data/Power Schedule	Drawing Scale: NTS	Last Update: 11/16/2023

**Electrical Fixtures**

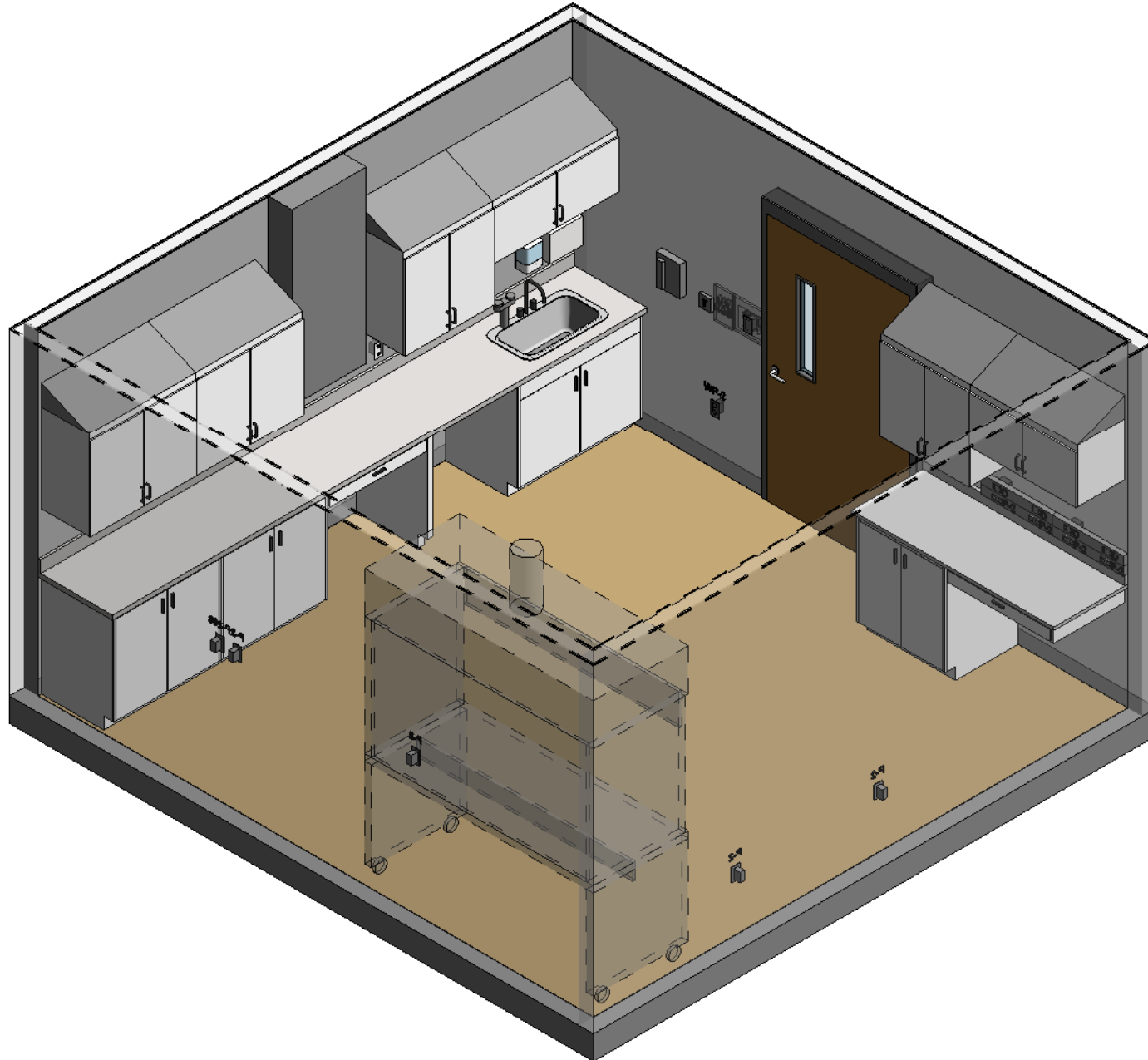
USTW ID	Item	Qty.	Comments
P-2	Power - Duplex - 120 V	10	Coordinate with project requirements
SGB	Single Gang Box	2	
WP-2	Weatherproof Power - Duplex - 120 V	9	

**Data Fixtures**

UTSW ID	Item	Qty
---------	------	-----

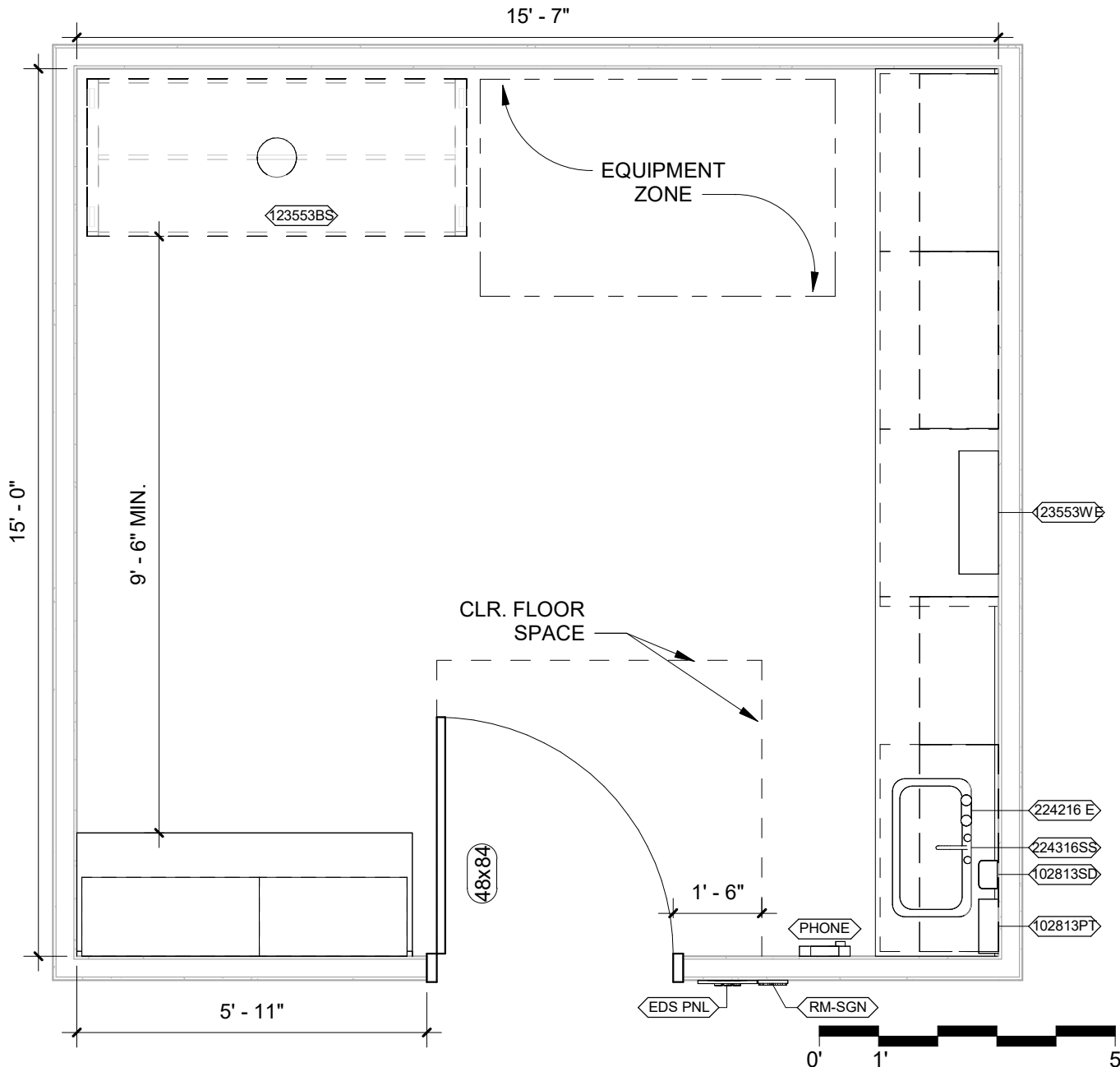
## Space Design Guidelines - Basis of Design

Space:	Rodent Procedure - Type A	Department:	ARC	Area:	234 SF
Drawing:	Room Isometric	Drawing Scale:	NTS	Last Update:	11/16/2023



**Space Design Guidelines - Basis of Design**

Space: Rodent Procedure - Type A	Department: ARC	Area: 234 SF
Drawing: Floor Plan	Drawing Scale: 3/8" = 1'-0"	Last Update: 11/16/2023



**Space Narrative:**

Information provided shall be confirmed with UTSW PM.

Furnish assignments shall be confirmed by the UTSW PM.

Dashed equipment is specified per project by UTSW

Items noted with symbol are shown on the Component Schedule

Refer to UTSW Design Guidelines including ARC Design Requirements for each project.

Procedure rooms must serve a variety of groups as well as multiple simultaneous teams. Flexibility and easy circulation are important considerations.

**UTSW Special Considerations:**

Flooring: Seamless floor options include: Epoxy and Quartz Resinous. Confirm type for project requirements.

Base: 6" Coved, Integral

Ceiling: Cementboard ceiling with epoxy paint

Walls: Epoxy Paint, non-toxic

Cabinets: Powder Coated Metal

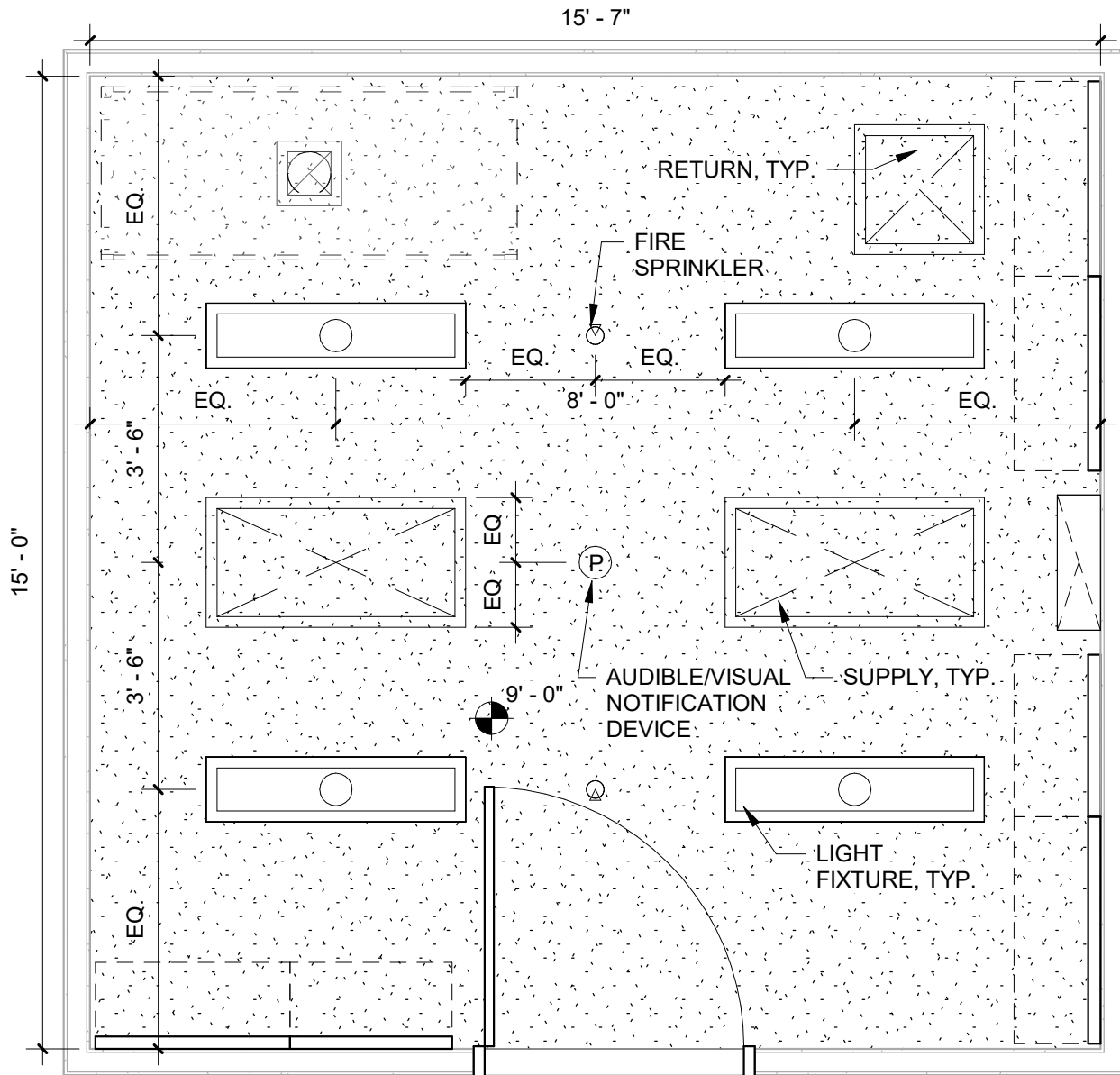
Countertops: Stainless Steel

Blocking (BLKG) by GC shall be coordinated prior to installation.

Door shall be self-closing with sound-attenuating properties including quiet closing, sound seals, tight fitting seals, and drop down door sweeps. Doorway must provide for easy movement of carts.

**Space Design Guidelines - Basis of Design**

Space: Rodent Procedure - Type A	Department: ARC	Area: 234 SF
Drawing: Reflected Ceiling Plan	Drawing Scale: 3/8" = 1'-0"	Last Update: 11/16/2023



**Space Narrative:**

Fire and life safety elements will be designed and laid out per project requirements. Rodent areas to have rodent friendly fire alarm systems. Cementboard ceiling with epoxy paint.

**UTSW Special Considerations:**

Refer to UTSW Design Guidelines to confirm light fixture types appropriate per project. Within animal areas, recessed fixtures shall have triple gaskets and lenses shall be smooth side out. Installation shall prevent the accumulation of dust.

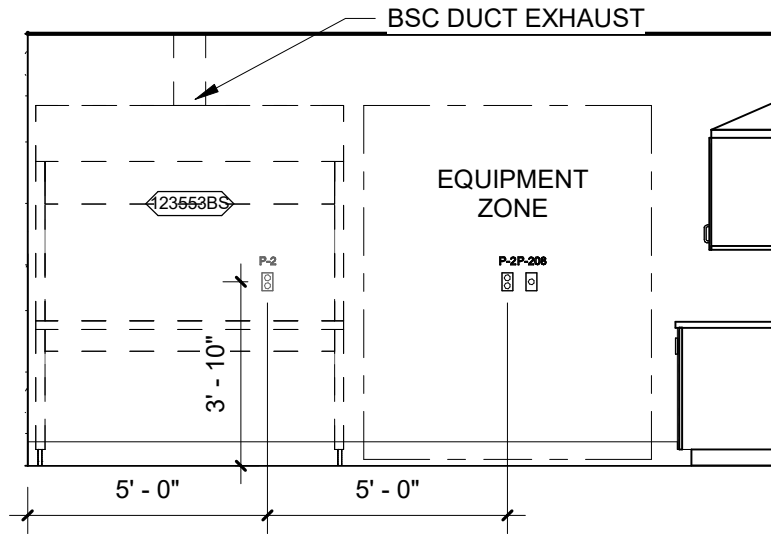
Stainless steel access panels shall be located to easily service above ceiling components per project specific design. All shall be fully gasketed with hold-down clips.

Confirm exhaust duct, power, and data requirements for user provided equipment per project.

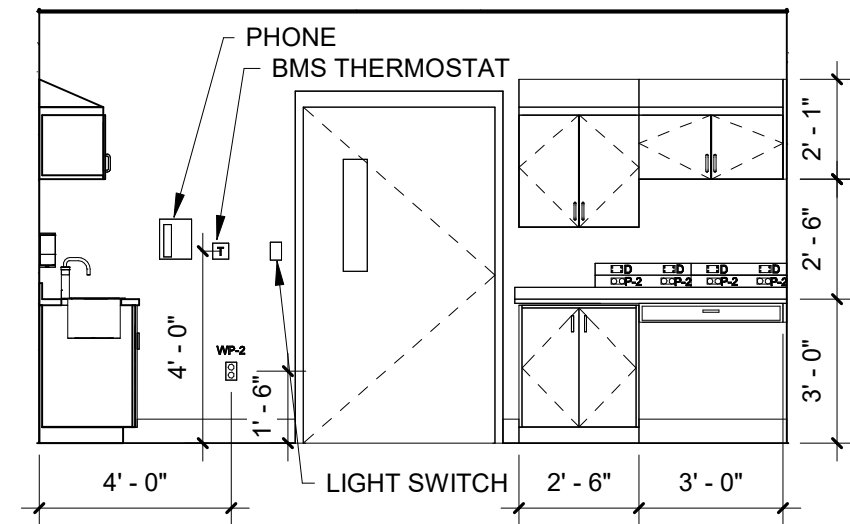


**Space Design Guidelines - Basis of Design**

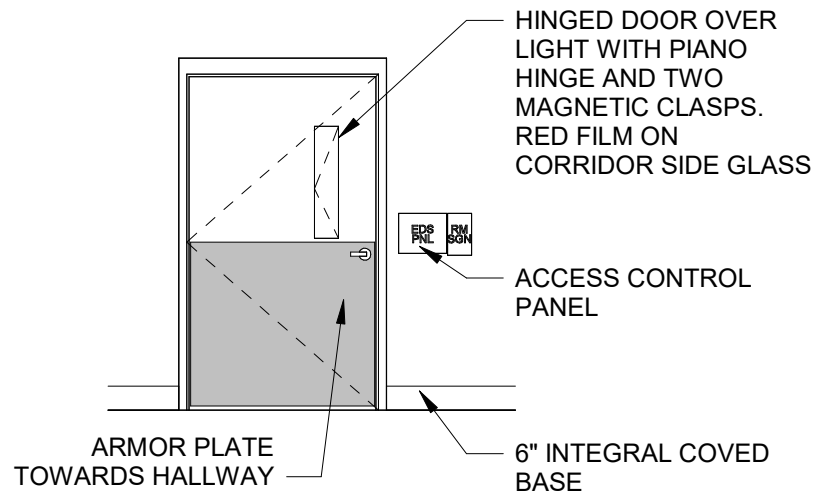
Space: Rodent Procedure - Type A	Department: ARC	Area: 234 SF
Drawing: Elevations	Drawing Scale: 1/4" = 1'-0"	Last Update: 11/16/2023



① NORTH ELEVATION  
 1/4" = 1'-0"



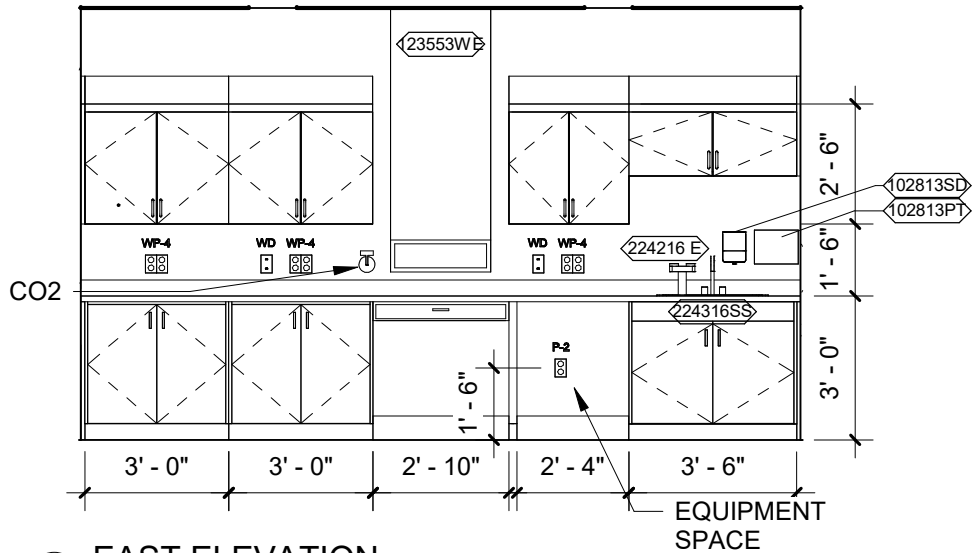
② SOUTH ELEVATION  
 1/4" = 1'-0"



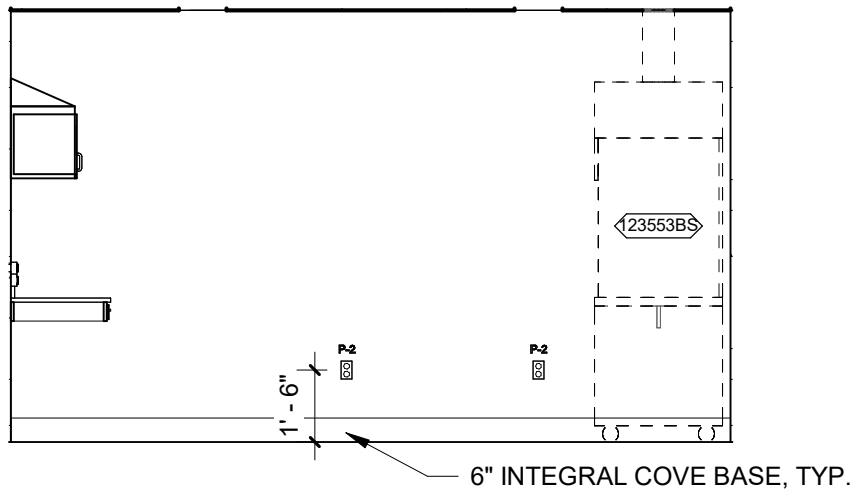
③ HALLWAY ELEVATION  
 1/4" = 1'-0"

**Space Design Guidelines - Basis of Design**

Space: Rodent Procedure - Type A	Department: ARC	Area: 234 SF
Drawing: Elevations	Drawing Scale: 1/4" = 1'-0"	Last Update: 11/16/2023



① EAST ELEVATION  
 1/4" = 1'-0"



② WEST ELEVATION  
 1/4" = 1'-0"

## Space Design Guidelines - Basis of Design

Space: Rodent Procedure - Type A	Department: ARC	Area: 234 SF
Drawing: Component Schedule	Drawing Scale: NTS	Last Update: 11/16/2023

UTSW ID	Product / Manuf / Item	Qty	LF	Utilities								Furnish	Comments	
				1	2	3	4	5	6	7	8			
6364-069	3 Box Glove Dispenser, White Wire, Wall Mtd	1		-	-	-	-	-	-	-	-	-	OFOI	ARC Located
102813PT	Dispenser, Paper Towel, SS, Surface Mounted	1		-	-	-	-	-	-	-	-	-	OFOI	
102813SD	Dispenser, Soap, Disposable	1		-	-	-	-	-	-	-	-	-	OFCI	
123553BS	Biological Safety Cabinet	1		-	Y	-	-	-					OFCI	100% hard ducted exhaust.
123553WE	Stainless Steel Back Draft Exhaust (ARC)	1		-	Y	-	-	-					CFCI	100% hard ducted exhaust.
224216 E	Deck Mounted Eyewash	1		Y	-	-	-	-	-	-	-	-	CFCI	Stainless Steel
224316SS	Sink, SS, Single Compartment	1		Y	-	-	-	-					CFCI	
CT050	Countertop, Stainless Steel	1		-	-	-	-	-					CFCI	
EDS PNL	Edstrom Panel	1		-	Y	-	-	-	-	Y	-		CFCI	Security and controls with Avidity system
PHONE	Wall Phone	1		-	-	-	-	-		Y			OFVI	
RM-SGN	Room Sign, Per Standards	1		-	-	-	-	-	-	-	-		CFCI	Location confirmed by UTSW PM and UTSW sign shop

### Utilities Key

- |                                     |                                  |
|-------------------------------------|----------------------------------|
| 1. Water / Drain - 1 sink and drain | 5. Non MedGas                    |
| 2. Electricity - Standard power     | 6. Vacuum                        |
| 3. MedGas                           | 7. Data - Data and clinical data |
| 4. Misc Gas                         | 8. Misc.                         |

### Furnish Key

- OFOI - Owner Furnished, Owner Installed  
 OFVI - Owner Furnished, Vendor Installed  
 OFCI - Owner Furnished, Contractor Installed  
 CFCI - Contractor Furnished, Contractor Installed

**Space Design Guidelines - Basis of Design**

Space: Rodent Procedure - Type A	Department: ARC	Area: 234 SF
Drawing: Data/Power Schedule	Drawing Scale: NTS	Last Update: 11/16/2023

**Electrical Fixtures**

USTW ID	Item	Qty.
		1
E Raceway	Power - Duplex - 120 V	2
P-2	Power - Duplex - 120 V	5
P-208	Power - 208 V	1
WP-2	Weatherproof Power - Duplex - 120 V	4

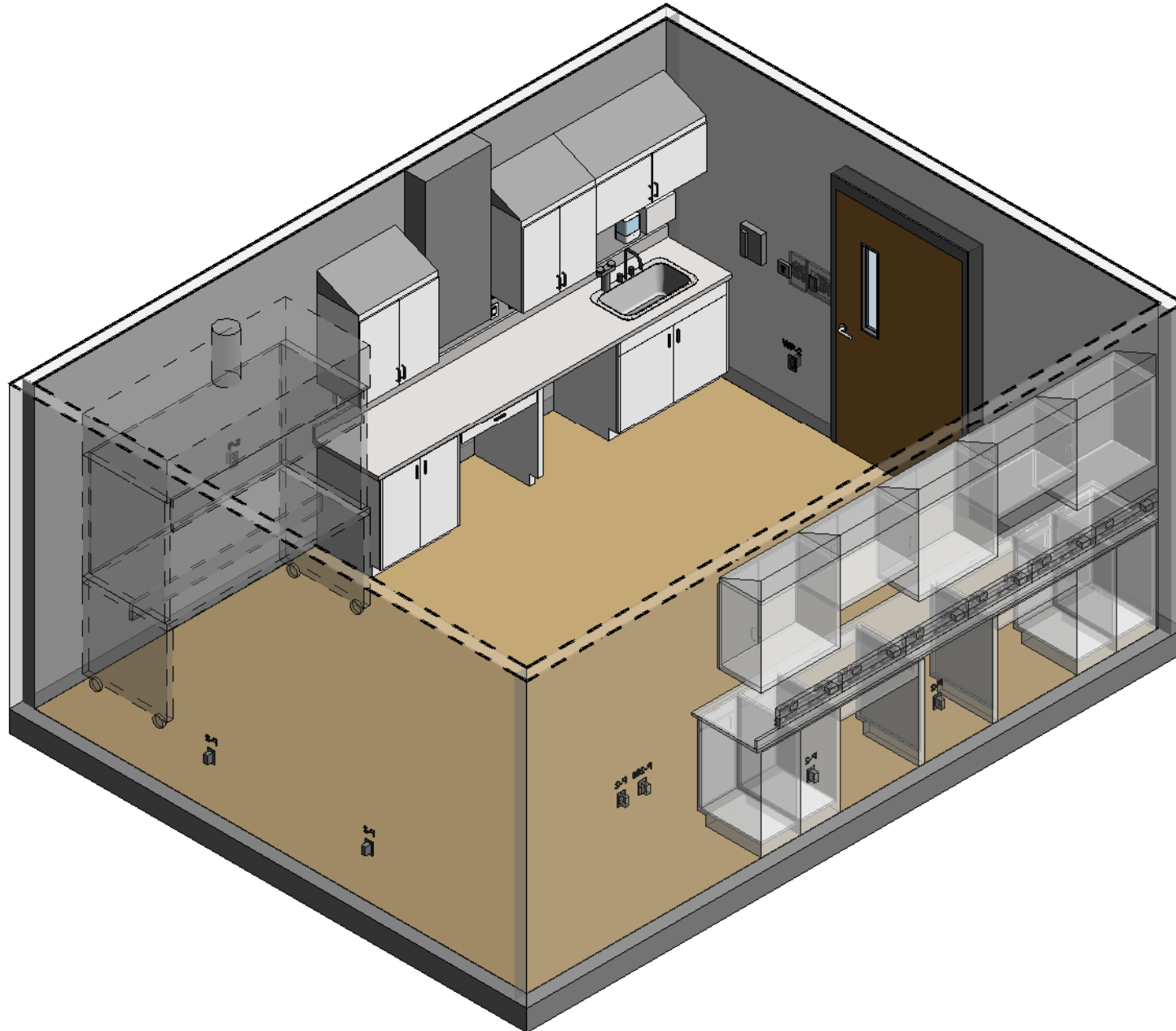
**Data Fixtures**

UTSW ID	Item	Qty
DM	Data Mold	2
WD	Waterproof Data Outlet	2



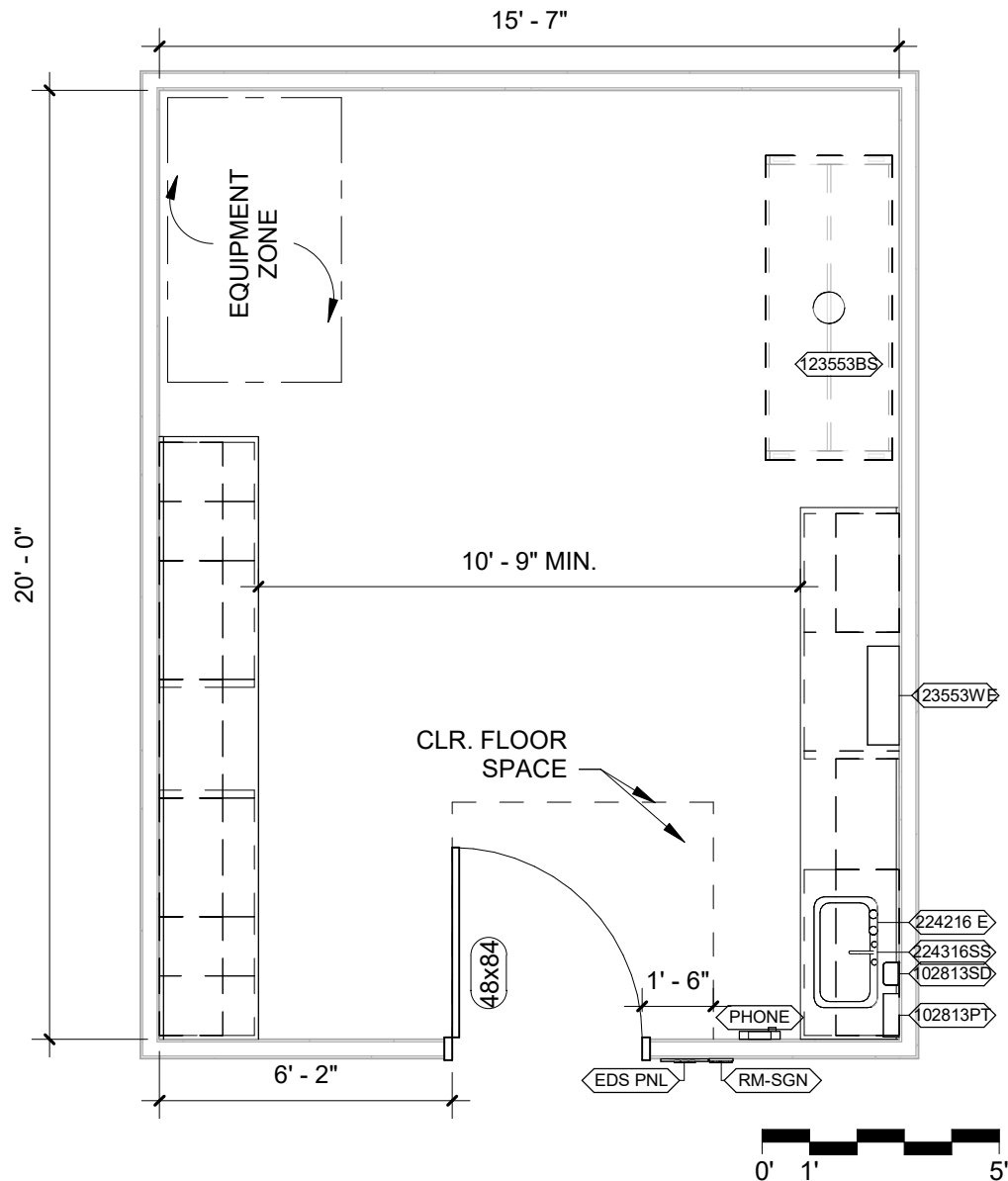
## Space Design Guidelines - Basis of Design

Space:	Rodent Procedure - Type B	Department:	ARC	Area:	312 SF
Drawing:	Room Isometric	Drawing Scale:	NTS	Last Update:	11/16/2023



## Space Design Guidelines - Basis of Design

Space: Rodent Procedure - Type B	Department: ARC	Area: 312 SF
Drawing: Floor Plan	Drawing Scale: 1/4" = 1'-0"	Last Update: 11/16/2023



### Space Narrative:

Information provided shall be confirmed with UTSW PM.

Furnish assignments shall be confirmed by the UTSW PM.

Dashed equipment is specified per project by UTSW

Items noted with symbol are shown on the Component Schedule

Refer to UTSW Design Guidelines including ARC Design Requirements for each project.

Procedure rooms must serve a variety of groups as well as multiple simultaneous teams. Flexibility and easy circulation are important considerations.

### UTSW Special Considerations:

**Flooring:** Seamless floor options include: Epoxy and Quartz Resinous. Confirm type for project requirements.

**Base:** 6" Coved, Integral

**Ceiling:** Cementboard ceiling with epoxy paint

**Walls:** Epoxy Paint, non-toxic

**Cabinets:** Powder Coated Metal

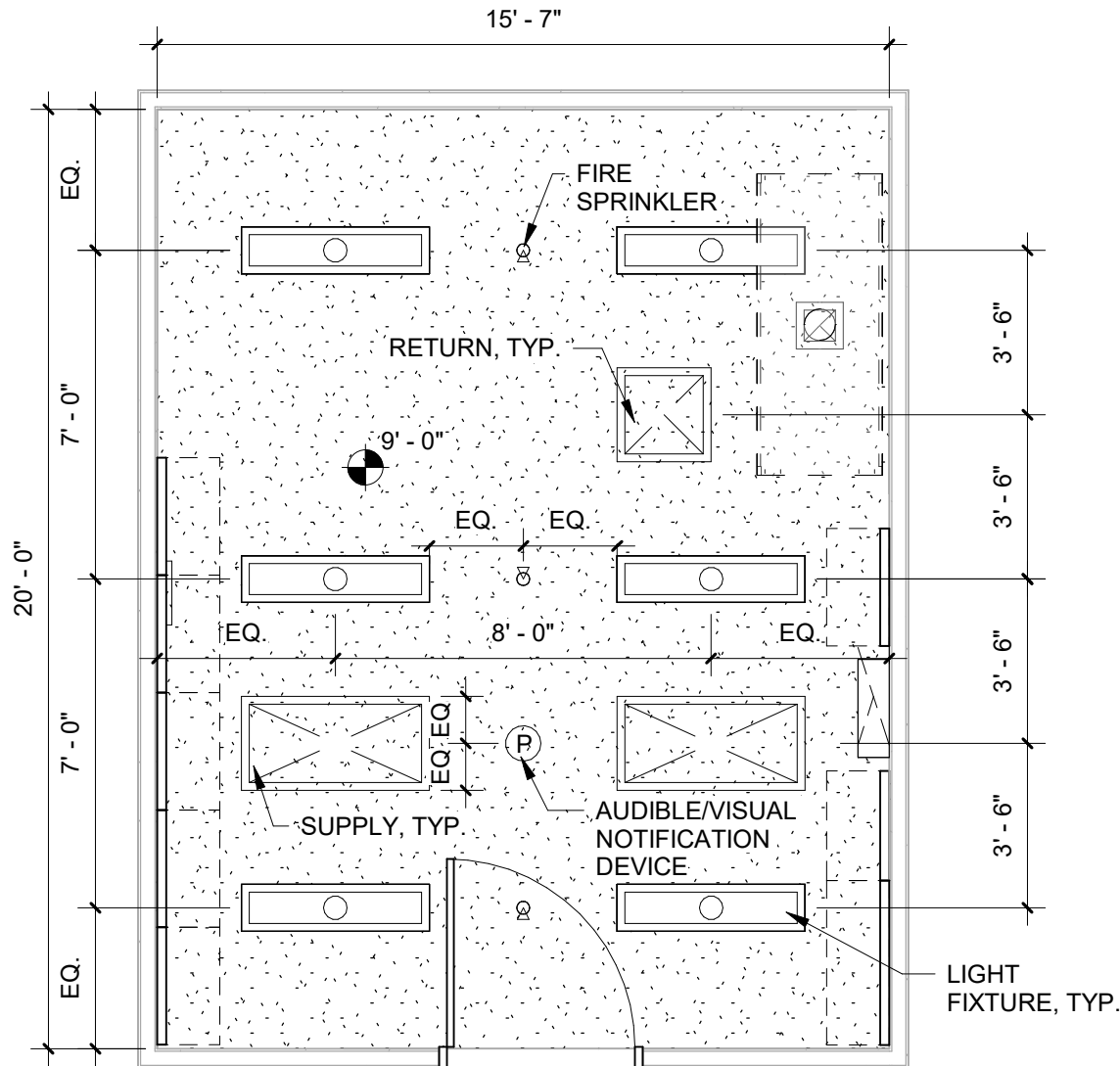
**Countertops:** Stainless Steel

Blocking (BLKG) by GC shall be coordinated prior to installation.

Door shall be self-closing with sound-attenuating properties including quiet closing, sound seals, tight fitting seals, and drop down door sweeps. Doorway must provide for easy movement of carts.

**Space Design Guidelines - Basis of Design**

Space: Rodent Procedure - Type B	Department: ARC	Area: 312 SF
Drawing: Reflected Ceiling Plan	Drawing Scale: 1/4" = 1'-0"	Last Update: 11/16/2023



**Space Narrative:**

Fire and life safety elements will be designed and laid out per project requirements. Rodent areas to have rodent friendly fire alarm systems.  
 Cementboard ceiling with epoxy paint.

**UTSW Special Considerations:**

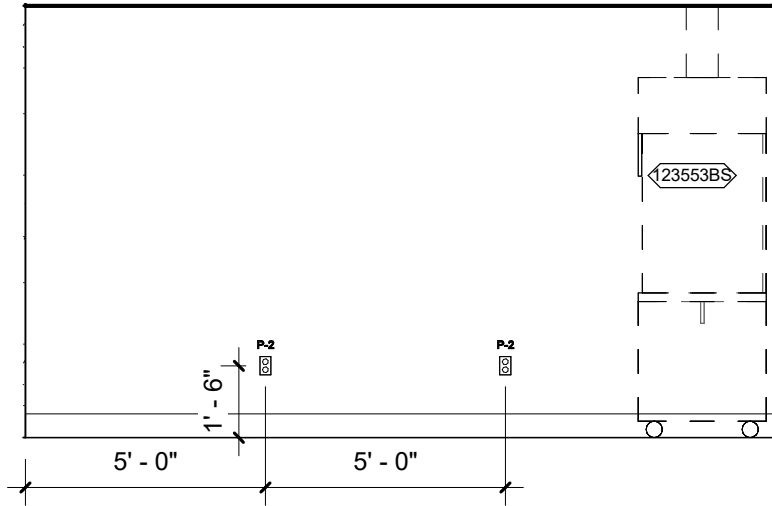
Refer to UTSW Design Guidelines to confirm light fixture types appropriate per project. Within animal areas, recessed fixtures shall have triple gaskets and lenses shall be smooth side out. Installation shall prevent the accumulation of dust.

Stainless steel access panels shall be located to easily service above ceiling components per project specific design. All shall be fully gasketed with hold-down clips.

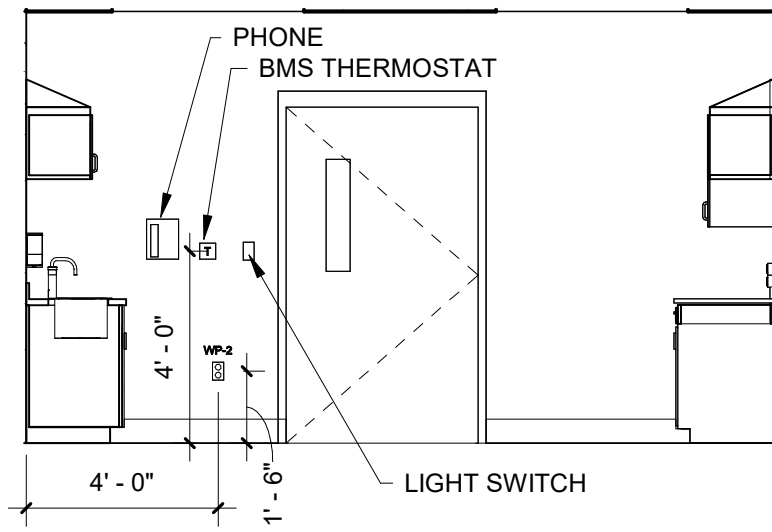
Confirm exhaust duct, power, and data requirements for user provided equipment per project.

**Space Design Guidelines - Basis of Design**

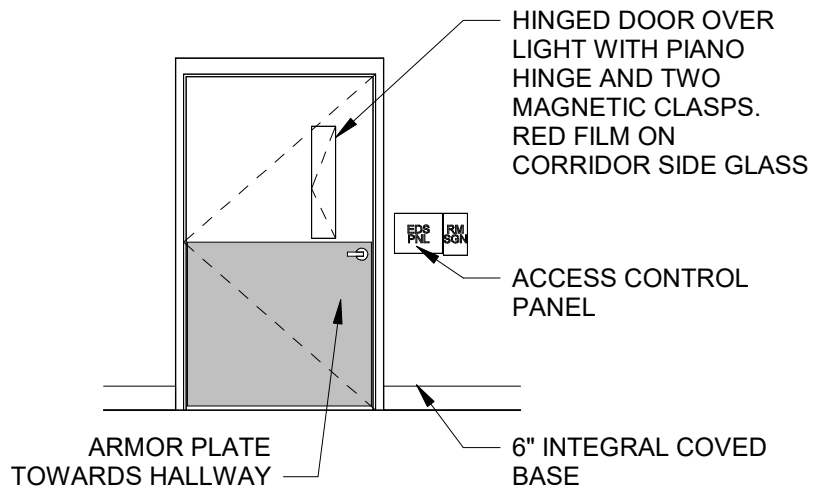
Space: Rodent Procedure - Type B	Department: ARC	Area: 312 SF
Drawing: Elevations	Drawing Scale: 1/4" = 1'-0"	Last Update: 11/16/2023



① NORTH ELEVATION  
 1/4" = 1'-0"



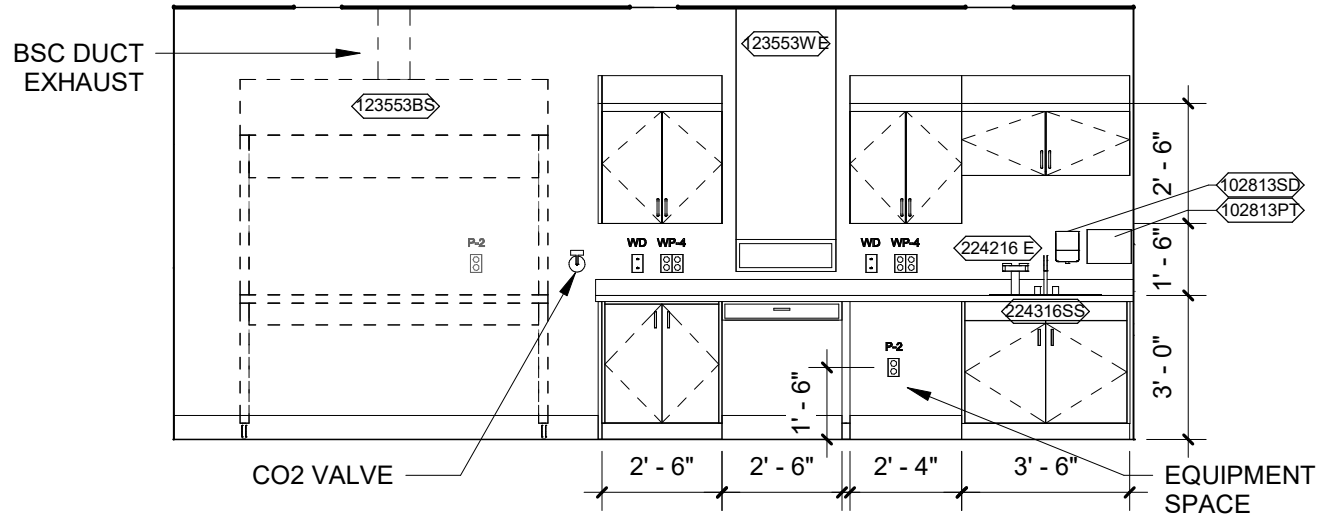
② SOUTH ELEVATION  
 1/4" = 1'-0"



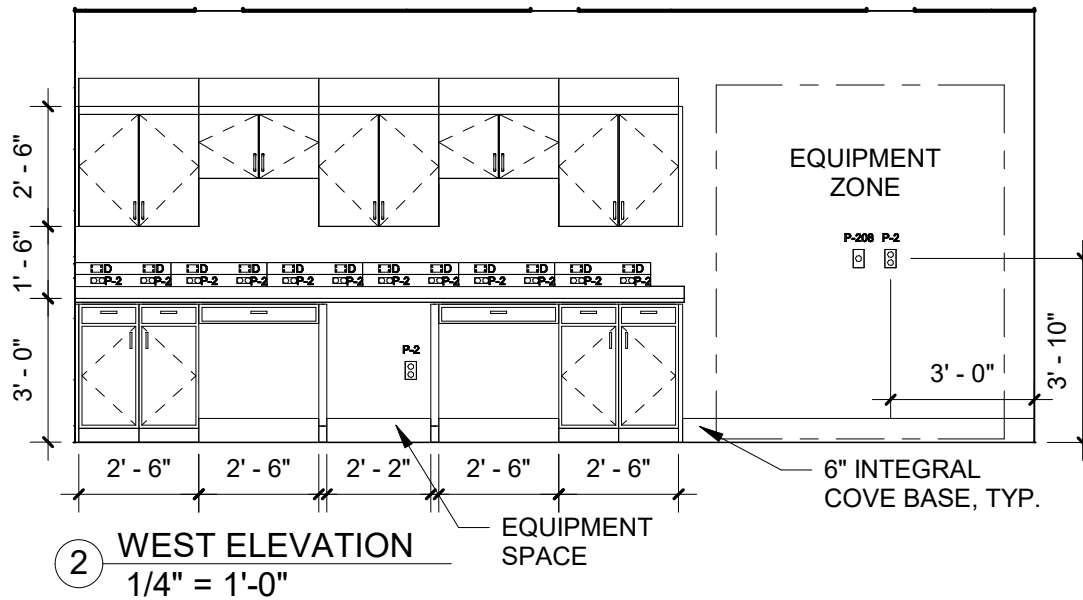
③ HALLWAY ELEVATION  
 1/4" = 1'-0"

**Space Design Guidelines - Basis of Design**

Space: Rodent Procedure - Type B	Department: ARC	Area: 312 SF
Drawing: Elevations	Drawing Scale: 1/4" = 1'-0"	Last Update: 11/16/2023



1 EAST ELEVATION  
 1/4" = 1'-0"



2 WEST ELEVATION  
 1/4" = 1'-0"

## Space Design Guidelines - Basis of Design

Space: Rodent Procedure - Type B	Department: ARC	Area: 312 SF
Drawing: Component Schedule	Drawing Scale: NTS	Last Update: 11/16/2023

UTSW ID	Product / Manuf / Item	Qty	LF	Utilities								Furnish	Comments	
				1	2	3	4	5	6	7	8			
6364-069	3 Box Glove Dispenser, White Wire, Wall Mtd	1		-	-	-	-	-	-	-	-	-	OFOI	ARC located
102813PT	Dispenser, Paper Towel, SS, Surface Mounted	1		-	-	-	-	-	-	-	-	-	OFOI	
102813SD	Dispenser, Soap, Disposable	1		-	-	-	-	-	-	-	-	-	OFCI	
123553BS	Biological Safety Cabinet	1		-	Y	-	-	-					OFCI	100% hard ducted exhaust.
123553WE	Stainless Steel Back Draft Exhaust (ARC)	1		-	Y	-	-	-					CFCI	100% hard ducted exhaust.
224216 E	Deck Mounted Eyewash	1		Y	-	-	-	-	-	-	-	-	CFCI	Stainless Steel
224316SS	Sink, SS, Single Compartment	1		Y	-	-	-	-					CFCI	
CT050	Countertop, Stainless Steel	1		-	-	-	-	-					CFCI	
EDS PNL	Edstrom Panel	1		-	Y	-	-	-	-	-	Y	-	CFCI	Security and controls with Avidity system
PHONE	Wall Phone	1		-	-	-	-	-			Y		OFOI	
RM-SGN	Room Sign, Per Standards	1		-	-	-	-	-	-	-	-	-	CFCI	Location confirmed by UTSW PM and UTSW sign shop

### Utilities Key

- |                                     |                                  |
|-------------------------------------|----------------------------------|
| 1. Water / Drain - 1 sink and drain | 5. Non MedGas                    |
| 2. Electricity - Standard power     | 6. Vacuum                        |
| 3. MedGas                           | 7. Data - Data and clinical data |
| 4. Misc Gas                         | 8. Misc.                         |

### Furnish Key

- OFOI - Owner Furnished, Owner Installed
- OFVI - Owner Furnished, Vendor Installed
- OFCI - Owner Furnished, Contractor Installed
- CFCI - Contractor Furnished, Contractor Installed

**Space Design Guidelines - Basis of Design**

Space: Rodent Procedure - Type B	Department: ARC	Area: 312 SF
Drawing: Data/Power Schedule	Drawing Scale: NTS	Last Update: 11/16/2023

**Electrical Fixtures**

<b>USTW ID</b>	<b>Item</b>	<b>Qty.</b>
		1
E Raceway	Power - Duplex - 120 V	6
P-2	Power - Duplex - 120 V	7
P-208	Power - 208 V	1
WP-2	Weatherproof Power - Duplex - 120 V	3

**Data Fixtures**

<b>UTSW ID</b>	<b>Item</b>	<b>Qty</b>
DM	Data Mold	6
WD	Waterproof Data Outlet	2