




**Prof. Dr. Clemens W.G.M. Lowik**  
 Department of Endocrinology  
 Leiden University Medical Center  
 Leiden, The Netherlands



**Christopher H. Contag, Ph.D.**  
 Associate Professor  
 Departments of Pediatrics,  
 Microbiology & Immunology and  
 Radiology  
 Stanford University School of  
 Medicine  
 Stanford, California



**Eva Sevick, Ph.D.**  
 Professor  
 Center for Molecular Imaging  
 The University of Texas Health  
 Science Ctr.  
 Houston, Texas



**Hisataka Kobayashi, M.D., Ph.D.**  
 Chief Scientist  
 Molecular Imaging Program/Center  
 for Cancer Research/  
 National Cancer Institute  
 National Institutes of Health  
 Bethesda, Maryland

## 9<sup>th</sup> Cancer Imaging Symposium

# Innovations in Optical Imaging of Cancer

**Thursday, November 12, 2009**

UT Southwestern *in vivo* Cancer Cellular and Molecular Imaging Program

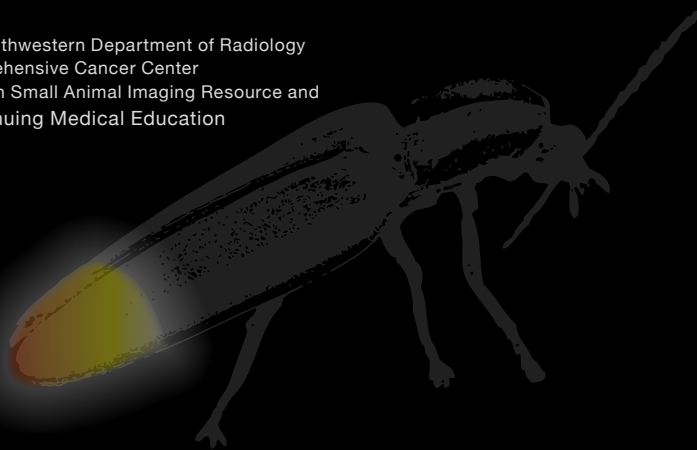
T. Boone Pickens Biomedical Building

UT Southwestern Medical Center

Course Director: Ralph P. Mason, Ph.D., CSci, CChem

For more information and to register, please visit:  
[www.utsouthwestern.edu/CIPSymposium](http://www.utsouthwestern.edu/CIPSymposium)

Sponsored by UT Southwestern Department of Radiology  
 The Simmons Comprehensive Cancer Center  
 The NIH Southwestern Small Animal Imaging Resource and  
 The Office of Continuing Medical Education



**Thursday, November 12, 2009**

**8:15 AM – 5:00 PM Symposium**

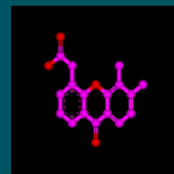
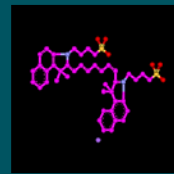
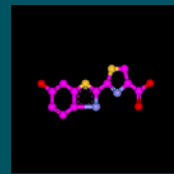
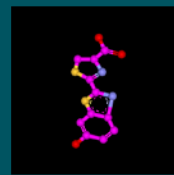
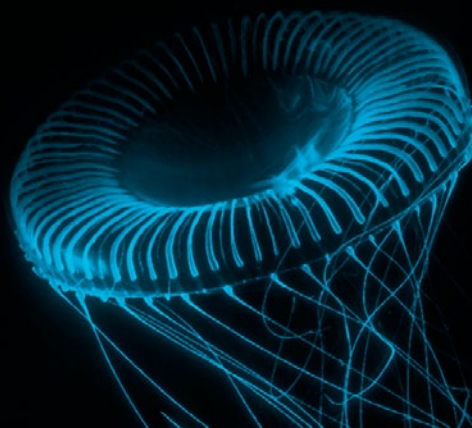
**5:00 PM – 6:00 PM Reception**

**Friday, November 13, 2009**

**Commercial Imaging Demonstrations**

Details on website

**UT SOUTHWESTERN  
 MEDICAL CENTER**



# 9<sup>th</sup> Cancer Imaging Symposium

# Innovations in Optical Imaging of Cancer

Thursday, November 12, 2009

8:15 AM – 5:00 PM Symposium

5:00 PM – 6:00 PM Reception

Friday, November 13, 2009

Commercial Imaging Demonstrations

8:15 AM ..... Registration and Continental Breakfast

8:45 AM ..... Welcoming Remarks

Ralph P. Mason, Ph.D., CSci, CChem  
Professor, Department of Radiology  
UT Southwestern Medical Center

9:00 AM ..... **A Dual Biotherapy for Elimination of the Last Cancer Cell**

Christopher Contag, Ph.D.  
Associate Professor, Department of Pediatrics  
Co-director, Molecular Imaging Program at Stanford (MIPS)  
Stanford University School of Medicine

10:00 AM ..... Refreshment Break

10:30 AM ..... **Dynamic Bioluminescent, Fluorescent and Chemiluminescent Imaging: Insight Into Vascular Disrupting Agents and Transgene Expression**

Li Liu, Ph.D.  
Instructor, Department of Radiology  
UT Southwestern Medical Center

11:00 AM ..... **Whole Body Optical Imaging and Its Applications In Stem Cell Differentiation and Tumor Progression and Metastasis: Translation Into the Clinic**

Clemens W.G.M. Löwik, Ph.D.  
Professor, Head Molecular Endocrinology and Molecular Imaging  
Leiden University Medical Center  
The Netherlands

Noon ..... Lunch and Poster Session

1:00 PM ..... **Multiplexed Fluorescence Molecular Imaging for Cancer Detection**

Hisataka Kobayashi, M.D., Ph.D.  
Chief Scientist, Molecular Imaging Program/Center for Cancer Research  
National Cancer Institute/National Institutes of Health

2:00 PM ..... **Biodegradable Theranostic Polymeric Biomaterials for Cancer Imaging and Treatment**

Jian Yang, Ph.D.  
Assistant Professor  
Biomedical Engineering  
UT Arlington

2:30 PM ..... Selected Short Presentations

3:15 PM ..... Break

3:30 PM ..... ***In vivo* Optical Imaging of Brain Tumors**

Dawen Zhao, M.D., Ph.D.  
Assistant Professor  
UT Southwestern Medical Center

4:00 PM ..... **Near-infrared Fluorescence Imaging in Humans: The First Applications**

Eva Sevick, Ph.D.  
Professor and Cullen Chair in Molecular Medicine  
Director, Center for Molecular Imaging  
The University of Texas Health Science Center –Houston

5:00 PM ..... Cocktail Reception 14th Floor

For more information and to register, visit [www.UTSouthwestern.edu/CIPSymposium](http://www.UTSouthwestern.edu/CIPSymposium)

