
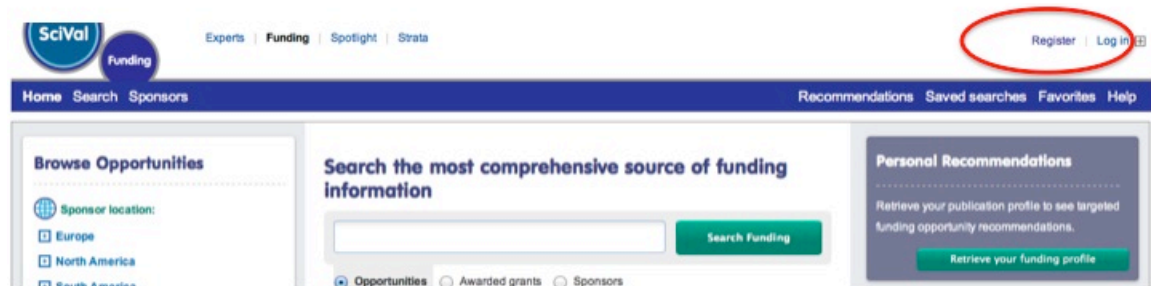


How to create a non-faculty account in SciVal

1. Go to <http://info.scival.com/experts>
2. Click Funding in the upper right corner near Product Login



3. Click Register in the upper right corner to create a New Account and fill out the form.



Register a new account

Registering with SciVal Funding allows you to set up personal opportunity recommendations and customize email alerts to keep up to date with newly added opportunities.

Title:

First name:

Family name:

Role:

Subject Area:

Email address:

Confirm email address:

Password:


Confirm password:

I wish to receive information from Elsevier BV and its affiliates concerning their products and services.

I have read and understand the [Registered User Agreement](#) and agree to be bound by all of its terms.*

Note: your username will be automatically generated

4. You will get the following message. Click the green button to start finding funding opportunities.


Experts | **Funding** | Spotlight | Strata
Teresa Bosler | Log out

Home Search Sponsors
Recommendations Saved searches Favorites Help

Opportunities
 | Awarded Grants
 | Sponsors

Advanced Search

💡 Did you know that your citizenship and keywords can be added to your Search Profile in [Recommendations](#)?
✕

Don't show this message again

Thank you for registering with SciVal Funding!

You are now logged in with the username: **teresa.bosler@utsouthwestern.edu**

An email with your username and password has been sent to
Teresa.Bosler@utsouthwestern.edu

©2013 Elsevier B.V. All rights reserved. SciVal™ is a registered trademark of Elsevier Properties S.A. | [Terms and conditions](#) | [Privacy statement](#) | [About SciVal Funding](#) | [Contact](#)